

QUANT ANALYZER REPORT

Pinnacle Dark R2

Source: MT4Report

Symbol: **EURUSD** Period: **H1 : 01.01.2010 - 29.12.2023**
 Initial deposit: **10000.0**
 Parameters: -

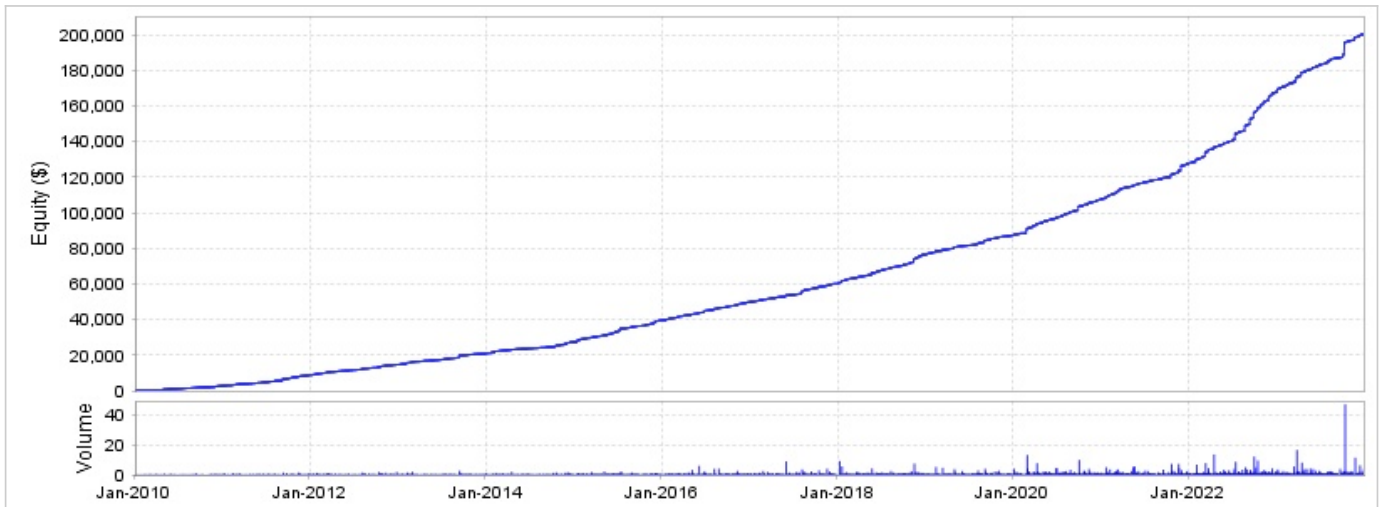
TOTAL PROFIT

\$ 200486.95

PROFIT IN PIPS: **43281 PIPS**
 YRLY AVG PROFIT: **\$ 14320.32**
 YRLY AVG % RET: **143.2 %**
 CAGR: **24.31 %**

# OF TRADES	SHARPE RATIO	PROFIT FACTOR	RETURN / DD RATIO	WINNING %
6542	0.21	2.49	17.21	76.29 %
DRAWDOWN	% DRAWDOWN	DAILY AVG PROFIT	MTHLY AVG PROFIT	AVERAGE TRADE
\$ 11651.94	5.86 %	\$ 48.03	\$ 1193.37	\$ 30.65
ANNUAL% / MAX DD%	R EXPECTANCY	R EXP SCORE	SQN	SQN SCORE
4.15	0.35 R	165.3 R	9.1	12.55

generated by Quant Analyzer



MONTHLY PERFORMANCE (\$)

Year	Jan	Feb	Mar	Apr	May	Jun	Jul	Aug	Sep	Oct	Nov	Dec	YTD
2023	2961.33	1805.64	3912.64	2734.94	2178.79	1644.17	1218.21	2330.82	730.17	9084.36	2226.04	1776.15	32603.26
2022	2016.5	1195.22	4621.39	1731.84	1831.88	1259.71	4973.96	3875.29	7145	4023.5	4265.61	3211.15	40151.05
2021	1544.04	1619.35	2902.61	831.19	1287.23	1150.94	1084.94	783.49	925.75	2059.8	4419.8	1497.78	20106.92
2020	1120.15	2719.6	1798.05	1497.93	1507.39	1476.64	1446.15	1669.72	3013.48	1129.92	1491.46	1552.46	20422.95
2019	1093.33	894.89	818.09	982.66	894.5	370.86	525.4	1187.79	1668.24	880.73	766.06	558.47	10641.02
2018	1935.66	959.93	913.46	686.12	1608.55	1285.33	1097.79	996.97	782.52	1227.58	3170.32	1796.05	16460.28
2017	635.37	837.28	530.43	733.7	944.64	436.52	546.97	2387.18	825.93	975.23	751.52	721.84	10326.61
2016	807.57	756.18	1069.38	526	652.87	1616.49	387.8	1312.22	640.4	630.96	1050.08	840.86	10290.81
2015	1570.06	685.37	709.06	563.18	935.07	1485.96	1819.33	718.78	499.64	762.48	815.38	1594.4	12158.71
2014	541.71	781.79	464.9	356.57	297.74	295.85	195.3	243.29	316.37	848.43	985.5	950.29	6277.74
2013	514.09	1095.27	197.06	356.04	362.11	252.33	600.55	389.11	1509.73	425.82	263.42	447.93	6413.46
2012	725.38	405.99	699.7	285.47	291.37	434.53	254.76	728.65	263.92	922.1	481.62	316.36	5809.85
2011	333.01	500.94	298.25	205.03	289.04	347.66	527.22	380.46	1256.73	637.97	760.03	577.32	6113.66
2010	142.94	146.09	156.11	262.51	239.22	175.45	231.42	187.76	201.18	155.82	392.72	419.41	2710.63

STATS

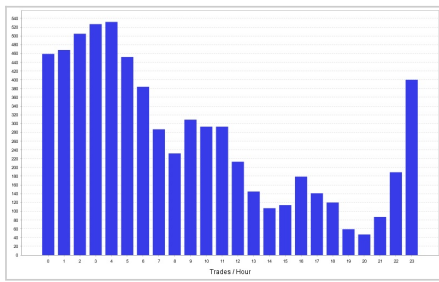
Strategy

Wins/Losses Ratio	3.22	Payout Ratio (Avg Win/Loss)	0.77	Average # of Bars in Trade	0
AHPR	0.05	Z-Score	6.53	Z-Probability	0 %
Expectancy	30.65	Deviation	\$ 272.35	Exposure	-99999999 %
Stagnation in Days	93	Stagnation in %	1.82 %		

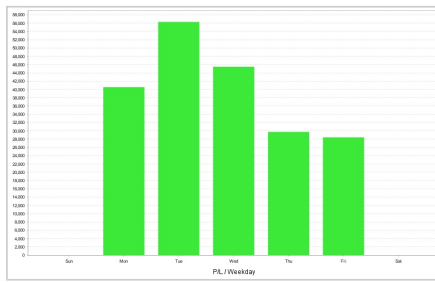
Trades

		# of Wins	4991	# of Losses	1551	# of Cancelled/Expired	0
Gross Profit	\$ 334845.91	Gross Loss	\$ -134358.96	Average Win	\$ 67.09	Average Loss	\$ -86.63
Largest Win	\$ 10332	Largest Loss	\$ -3421.28	Max Consec Wins	29	Max Consec Losses	5
Avg Consec Wins	3.9	Avg Consec Loss	1.21	Avg # of Bars in Wins	0	Avg # of Bars in Losses	0

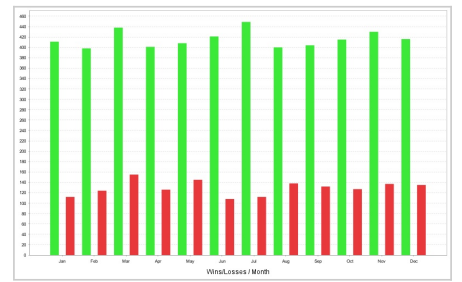
CHARTS



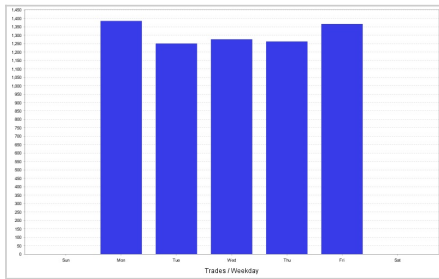
Trades by hour



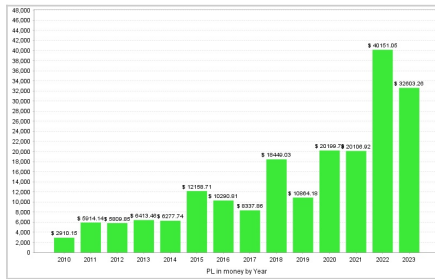
P/L by weekday



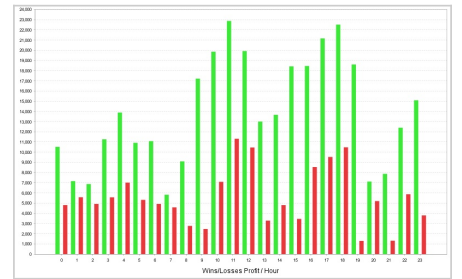
Wins/Losses by month



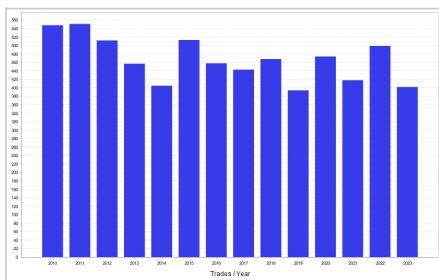
Trades by weekday



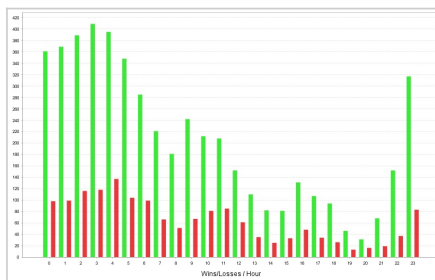
P/L by year



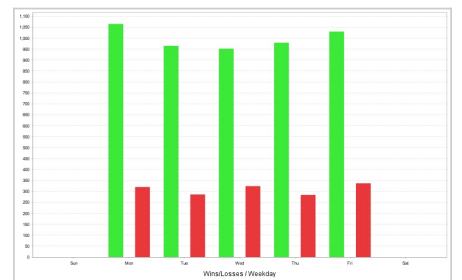
Wins/Losses Profit by hour



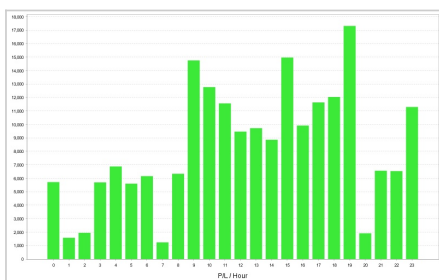
Trades by year



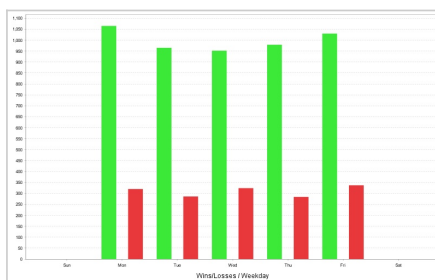
Wins/Losses by hour



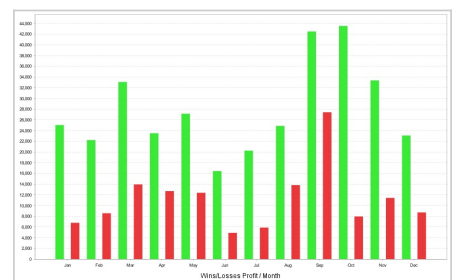
Wins/Losses by weekday



P/L by hour



Wins/Losses by weekday



Wins/Losses Profit by month

TRADES

Ticket	Type	Open time	Open price	Size	Close time	Close price	Profit/Loss	Comment
1	Sell	01.01.2010 02:00:00	1.43288	0.02	01.01.2010 06:00:00	1.43233	\$ 0.96	
2	Sell	01.01.2010 07:00:00	1.43238	0.02	04.01.2010 00:00:00	1.43027	\$ 4.13	
3	Buy	01.01.2010 09:00:00	1.4333	0.02	04.01.2010 01:00:00	1.43225	\$ -2.37	
4	Buy	04.01.2010 00:00:00	1.43029	0.04	04.01.2010 01:00:00	1.43232	\$ 7.84	
5	Buy	05.01.2010 00:00:00	1.44129	0.02	05.01.2010 02:00:00	1.44232	\$ 1.92	
6	Sell	05.01.2010 03:00:00	1.44178	0.02	05.01.2010 11:00:00	1.4419	\$ -0.38	
7	Sell	05.01.2010 08:00:00	1.44633	0.04	05.01.2010 11:00:00	1.44188	\$ 17.52	
8	Sell	06.01.2010 04:00:00	1.4367	0.02	06.01.2010 05:00:00	1.43584	\$ 1.58	
9	Buy	06.01.2010 21:00:00	1.43987	0.02	06.01.2010 22:00:00	1.44082	\$ 1.76	
10	Buy	06.01.2010 23:00:00	1.44124	0.02	07.01.2010 03:00:00	1.44221	\$ 1.42	
11	Buy	07.01.2010 21:00:00	1.43093	0.02	07.01.2010 22:00:00	1.43244	\$ 2.88	
12	Sell	07.01.2010 23:00:00	1.43218	0.02	08.01.2010 00:00:00	1.43081	\$ 2.65	
13	Buy	08.01.2010 04:00:00	1.43121	0.02	08.01.2010 11:00:00	1.43285	\$ 3.14	
14	Sell	11.01.2010 16:00:00	1.45299	0.02	11.01.2010 17:00:00	1.45134	\$ 3.16	
15	Sell	12.01.2010 00:00:00	1.45113	0.02	12.01.2010 03:00:00	1.44891	\$ 4.3	

16	Sell	12.01.2010 04:00:00	1.44893	0.02	12.01.2010 06:00:00	1.44743	\$ 2.86
17	Sell	13.01.2010 02:00:00	1.44744	0.02	13.01.2010 03:00:00	1.4466	\$ 1.54
18	Buy	14.01.2010 03:00:00	1.45285	0.02	14.01.2010 04:00:00	1.45344	\$ 1.04
19	Sell	15.01.2010 03:00:00	1.44713	0.02	15.01.2010 04:00:00	1.44382	\$ 6.48
20	Buy	15.01.2010 23:00:00	1.43778	0.02	18.01.2010 02:00:00	1.43668	\$ -2.47
21	Buy	18.01.2010 01:00:00	1.43452	0.04	18.01.2010 02:00:00	1.43675	\$ 8.64
23	Buy	18.01.2010 22:00:00	1.43891	0.02	19.01.2010 02:00:00	1.4403	\$ 2.51
22	Sell	18.01.2010 15:00:00	1.43732	0.02	19.01.2010 12:00:00	1.43522	\$ 4.11
24	Sell	19.01.2010 02:00:00	1.44028	0.04	19.01.2010 12:00:00	1.43515	\$ 20.24
25	Sell	20.01.2010 02:00:00	1.42787	0.02	20.01.2010 04:00:00	1.42132	\$ 12.96
26	Buy	20.01.2010 20:00:00	1.4115	0.02	21.01.2010 09:00:00	1.41139	\$ -0.73
27	Buy	21.01.2010 05:00:00	1.40814	0.04	21.01.2010 09:00:00	1.41135	\$ 12.56
28	Buy	22.01.2010 05:00:00	1.41313	0.02	22.01.2010 10:00:00	1.41492	\$ 3.44
29	Buy	25.01.2010 09:00:00	1.41602	0.02	25.01.2010 13:00:00	1.41892	\$ 5.66
30	Sell	25.01.2010 23:00:00	1.41512	0.02	26.01.2010 02:00:00	1.41468	\$ 0.79
32	Buy	27.01.2010 02:00:00	1.40822	0.02	27.01.2010 04:00:00	1.40933	\$ 2.08
31	Sell	27.01.2010 00:00:00	1.40707	0.02	27.01.2010 10:00:00	1.40572	\$ 2.56
33	Sell	28.01.2010 09:00:00	1.40127	0.02	28.01.2010 13:00:00	1.40009	\$ 2.22
34	Sell	29.01.2010 01:00:00	1.39596	0.02	29.01.2010 03:00:00	1.39292	\$ 5.94
35	Sell	01.02.2010 00:00:00	1.38614	0.02	01.02.2010 18:00:00	1.38968	\$ -7.22
37	Sell	01.02.2010 17:00:00	1.39219	0.06	01.02.2010 18:00:00	1.38969	\$ 14.58
36	Sell	01.02.2010 11:00:00	1.38936	0.04	01.02.2010 18:00:00	1.38956	\$ -1.08
38	Sell	02.02.2010 05:00:00	1.39087	0.02	02.02.2010 06:00:00	1.38968	\$ 2.24
40	Buy	02.02.2010 20:00:00	1.39587	0.02	02.02.2010 21:00:00	1.39672	\$ 1.56
41	Buy	02.02.2010 23:00:00	1.39632	0.02	03.02.2010 02:00:00	1.39737	\$ 1.83
39	Sell	02.02.2010 17:00:00	1.39489	0.02	03.02.2010 04:00:00	1.3961	\$ -2.51
42	Sell	03.02.2010 02:00:00	1.39739	0.04	03.02.2010 04:00:00	1.39605	\$ 5.08
43	Buy	05.02.2010 09:00:00	1.37182	0.02	05.02.2010 14:00:00	1.37055	\$ -2.68
44	Buy	05.02.2010 10:00:00	1.36847	0.04	05.02.2010 14:00:00	1.37045	\$ 7.64
45	Sell	08.02.2010 03:00:00	1.36559	0.02	08.02.2010 04:00:00	1.36423	\$ 2.58
46	Buy	08.02.2010 07:00:00	1.36443	0.02	08.02.2010 10:00:00	1.36617	\$ 3.34
47	Sell	08.02.2010 09:00:00	1.36326	0.02	08.02.2010 14:00:00	1.36602	\$ -5.66
49	Sell	08.02.2010 11:00:00	1.36984	0.06	08.02.2010 14:00:00	1.36605	\$ 22.32
48	Sell	08.02.2010 10:00:00	1.36628	0.04	08.02.2010 14:00:00	1.36608	\$ 0.52
50	Sell	09.02.2010 06:00:00	1.36828	0.02	10.02.2010 07:00:00	1.3751	\$ -13.73
52	Sell	09.02.2010 15:00:00	1.37648	0.06	10.02.2010 07:00:00	1.37517	\$ 7.59
53	Sell	09.02.2010 19:00:00	1.37917	0.08	10.02.2010 07:00:00	1.37518	\$ 31.56
51	Sell	09.02.2010 09:00:00	1.37229	0.04	10.02.2010 07:00:00	1.37517	\$ -11.7
54	Buy	11.02.2010 02:00:00	1.37453	0.02	11.02.2010 03:00:00	1.37674	\$ 4.28
55	Buy	12.02.2010 05:00:00	1.36658	0.02	12.02.2010 06:00:00	1.36705	\$ 0.8
56	Buy	12.02.2010 08:00:00	1.36708	0.02	12.02.2010 09:00:00	1.36804	\$ 1.78
57	Sell	15.02.2010 04:00:00	1.36127	0.02	15.02.2010 08:00:00	1.35916	\$ 4.08
58	Buy	15.02.2010 06:00:00	1.3614	0.02	15.02.2010 14:00:00	1.36254	\$ 2.14
59	Buy	15.02.2010 23:00:00	1.35994	0.02	16.02.2010 03:00:00	1.36045	\$ 0.76
60	Sell	17.02.2010 02:00:00	1.37596	0.02	17.02.2010 09:00:00	1.37529	\$ 1.2
62	Sell	19.02.2010 07:00:00	1.34798	0.02	19.02.2010 08:00:00	1.34727	\$ 1.28
61	Buy	19.02.2010 06:00:00	1.34809	0.02	19.02.2010 11:00:00	1.34919	\$ 2.06
67	Buy	23.02.2010 02:00:00	1.3606	0.02	23.02.2010 06:00:00	1.36156	\$ 1.78
63	Sell	19.02.2010 10:00:00	1.34733	0.02	23.02.2010 13:00:00	1.35996	\$ -25.3
65	Sell	19.02.2010 20:00:00	1.35733	0.06	23.02.2010 13:00:00	1.36008	\$ -16.61
68	Sell	23.02.2010 10:00:00	1.36764	0.1	23.02.2010 13:00:00	1.36008	\$ 74.9
66	Sell	22.02.2010 00:00:00	1.36335	0.08	23.02.2010 13:00:00	1.35995	\$ 26.84
64	Sell	19.02.2010 15:00:00	1.35157	0.04	23.02.2010 13:00:00	1.36004	\$ -33.96
69	Sell	24.02.2010 02:00:00	1.35237	0.02	24.02.2010 03:00:00	1.35174	\$ 1.12
70	Sell	25.02.2010 10:00:00	1.34789	0.02	25.02.2010 19:00:00	1.34736	\$ 0.92
71	Sell	25.02.2010 18:00:00	1.35211	0.04	25.02.2010 19:00:00	1.34742	\$ 18.48
72	Buy	26.02.2010 03:00:00	1.35453	0.02	26.02.2010 04:00:00	1.35846	\$ 7.72
73	Sell	26.02.2010 10:00:00	1.35572	0.02	26.02.2010 20:00:00	1.36005	\$ -8.8
75	Sell	26.02.2010 18:00:00	1.36472	0.06	26.02.2010 20:00:00	1.36009	\$ 27.36
74	Sell	26.02.2010 12:00:00	1.35948	0.04	26.02.2010 20:00:00	1.36016	\$ -3

76	Sell	02.03.2010 03:00:00	1.35328	0.02	02.03.2010 06:00:00	1.35264	\$ 1.14
77	Sell	03.03.2010 10:00:00	1.36209	0.02	04.03.2010 06:00:00	1.36835	\$ -12.51
79	Sell	03.03.2010 18:00:00	1.36851	0.06	04.03.2010 06:00:00	1.36843	\$ 0.52
80	Sell	03.03.2010 19:00:00	1.37282	0.08	04.03.2010 06:00:00	1.3684	\$ 35.41
78	Sell	03.03.2010 16:00:00	1.36519	0.04	04.03.2010 06:00:00	1.36832	\$ -12.49
81	Buy	04.03.2010 05:00:00	1.36939	0.02	04.03.2010 14:00:00	1.36792	\$ -3.08
82	Buy	04.03.2010 09:00:00	1.36543	0.04	04.03.2010 14:00:00	1.36783	\$ 9.32
84	Sell	05.03.2010 08:00:00	1.359	0.02	05.03.2010 09:00:00	1.35837	\$ 1.12
83	Buy	05.03.2010 06:00:00	1.35929	0.02	05.03.2010 18:00:00	1.36057	\$ 2.42
85	Buy	05.03.2010 16:00:00	1.35594	0.04	05.03.2010 18:00:00	1.36066	\$ 18.6
86	Sell	09.03.2010 03:00:00	1.36208	0.02	09.03.2010 05:00:00	1.36121	\$ 1.6
88	Sell	10.03.2010 05:00:00	1.35924	0.02	10.03.2010 09:00:00	1.35824	\$ 1.86
87	Buy	10.03.2010 01:00:00	1.36002	0.02	10.03.2010 12:00:00	1.35809	\$ -4
89	Buy	10.03.2010 10:00:00	1.35578	0.04	10.03.2010 12:00:00	1.35819	\$ 9.36
90	Buy	11.03.2010 05:00:00	1.36403	0.02	11.03.2010 11:00:00	1.36555	\$ 2.9
91	Sell	11.03.2010 09:00:00	1.36351	0.02	11.03.2010 16:00:00	1.36448	\$ -2.08
92	Sell	11.03.2010 15:00:00	1.36595	0.04	11.03.2010 16:00:00	1.36464	\$ 4.96
93	Sell	12.03.2010 03:00:00	1.36817	0.02	12.03.2010 04:00:00	1.36748	\$ 1.24
94	Sell	15.03.2010 01:00:00	1.37644	0.02	15.03.2010 04:00:00	1.37479	\$ 3.16
95	Sell	15.03.2010 09:00:00	1.37376	0.02	15.03.2010 12:00:00	1.37327	\$ 0.84
96	Buy	16.03.2010 02:00:00	1.36709	0.02	16.03.2010 05:00:00	1.36824	\$ 2.16
98	Buy	17.03.2010 05:00:00	1.37667	0.02	17.03.2010 07:00:00	1.37789	\$ 2.3
97	Sell	17.03.2010 04:00:00	1.37626	0.02	17.03.2010 12:00:00	1.37768	\$ -2.98
99	Sell	17.03.2010 11:00:00	1.37952	0.04	17.03.2010 12:00:00	1.37759	\$ 7.44
100	Sell	18.03.2010 03:00:00	1.37368	0.02	18.03.2010 04:00:00	1.37222	\$ 2.78
101	Sell	18.03.2010 06:00:00	1.37252	0.02	18.03.2010 07:00:00	1.37142	\$ 2.06
102	Buy	19.03.2010 03:00:00	1.36092	0.02	19.03.2010 04:00:00	1.36142	\$ 0.86
103	Buy	19.03.2010 05:00:00	1.36162	0.02	19.03.2010 07:00:00	1.36238	\$ 1.38
104	Sell	19.03.2010 09:00:00	1.36209	0.02	19.03.2010 10:00:00	1.36126	\$ 1.52
105	Sell	22.03.2010 00:00:00	1.35341	0.02	22.03.2010 02:00:00	1.3517	\$ 3.28
106	Buy	22.03.2010 07:00:00	1.3512	0.02	22.03.2010 08:00:00	1.35199	\$ 1.44
107	Sell	23.03.2010 04:00:00	1.35454	0.02	23.03.2010 09:00:00	1.35313	\$ 2.68
108	Sell	23.03.2010 10:00:00	1.35174	0.02	23.03.2010 11:00:00	1.35098	\$ 1.38
109	Buy	24.03.2010 05:00:00	1.34657	0.02	25.03.2010 14:00:00	1.33589	\$ -21.88
111	Buy	24.03.2010 12:00:00	1.33849	0.06	25.03.2010 14:00:00	1.33596	\$ -16.73
113	Buy	24.03.2010 23:00:00	1.33253	0.1	25.03.2010 14:00:00	1.33578	\$ 29.93
114	Buy	25.03.2010 09:00:00	1.32992	0.12	25.03.2010 14:00:00	1.33581	\$ 69.84
112	Buy	24.03.2010 14:00:00	1.33577	0.08	25.03.2010 14:00:00	1.33597	\$ -0.46
110	Buy	24.03.2010 09:00:00	1.34165	0.04	25.03.2010 14:00:00	1.33593	\$ -23.91
119	Buy	30.03.2010 00:00:00	1.3483	0.02	30.03.2010 03:00:00	1.34891	\$ 1.08
115	Sell	26.03.2010 08:00:00	1.33332	0.02	30.03.2010 17:00:00	1.34427	\$ -21.94
117	Sell	26.03.2010 19:00:00	1.33958	0.06	30.03.2010 17:00:00	1.34423	\$ -28.01
120	Sell	30.03.2010 10:00:00	1.35218	0.1	30.03.2010 17:00:00	1.34423	\$ 78.8
118	Sell	29.03.2010 01:00:00	1.3479	0.08	30.03.2010 17:00:00	1.34422	\$ 29.08
116	Sell	26.03.2010 12:00:00	1.33683	0.04	30.03.2010 17:00:00	1.34426	\$ -29.8
121	Buy	30.03.2010 23:00:00	1.34137	0.02	31.03.2010 02:00:00	1.34224	\$ 1.48
122	Sell	31.03.2010 04:00:00	1.34148	0.02	31.03.2010 05:00:00	1.34039	\$ 2.04
123	Buy	01.04.2010 01:00:00	1.35061	0.02	01.04.2010 03:00:00	1.35249	\$ 3.62
124	Buy	02.04.2010 02:00:00	1.35815	0.02	02.04.2010 03:00:00	1.35866	\$ 0.88
125	Sell	02.04.2010 08:00:00	1.35657	0.02	02.04.2010 11:00:00	1.35512	\$ 2.76
126	Sell	06.04.2010 03:00:00	1.34683	0.02	06.04.2010 04:00:00	1.34449	\$ 4.54
127	Buy	07.04.2010 02:00:00	1.33971	0.02	07.04.2010 11:00:00	1.33814	\$ -3.28
128	Buy	07.04.2010 09:00:00	1.33625	0.04	07.04.2010 11:00:00	1.33814	\$ 7.28
129	Sell	08.04.2010 01:00:00	1.334	0.02	08.04.2010 03:00:00	1.33311	\$ 1.64
130	Sell	08.04.2010 04:00:00	1.33358	0.02	08.04.2010 05:00:00	1.33206	\$ 2.9
131	Sell	08.04.2010 07:00:00	1.33286	0.02	08.04.2010 10:00:00	1.33219	\$ 1.2
132	Buy	08.04.2010 23:00:00	1.3348	0.02	09.04.2010 00:00:00	1.33607	\$ 2.27
133	Sell	09.04.2010 05:00:00	1.33574	0.02	09.04.2010 08:00:00	1.33522	\$ 0.9
134	Sell	12.04.2010 07:00:00	1.36536	0.02	12.04.2010 09:00:00	1.36603	\$ -1.48
135	Sell	12.04.2010 08:00:00	1.36842	0.04	12.04.2010 09:00:00	1.36588	\$ 9.88

136	Sell	12.04.2010 22:00:00	1.35863	0.02	13.04.2010 04:00:00	1.35708	\$ 3.01
137	Buy	14.04.2010 05:00:00	1.36485	0.02	14.04.2010 07:00:00	1.36579	\$ 1.74
138	Buy	14.04.2010 09:00:00	1.36536	0.02	14.04.2010 12:00:00	1.36437	\$ -2.12
139	Buy	14.04.2010 11:00:00	1.36265	0.04	14.04.2010 12:00:00	1.36438	\$ 6.64
140	Sell	15.04.2010 02:00:00	1.36526	0.02	15.04.2010 06:00:00	1.36485	\$ 0.68
141	Buy	16.04.2010 00:00:00	1.35701	0.02	16.04.2010 01:00:00	1.35762	\$ 1.08
144	Sell	16.04.2010 05:00:00	1.35469	0.02	16.04.2010 08:00:00	1.35333	\$ 2.58
142	Buy	16.04.2010 02:00:00	1.35714	0.02	16.04.2010 12:00:00	1.35594	\$ -2.54
143	Buy	16.04.2010 04:00:00	1.35405	0.04	16.04.2010 12:00:00	1.35597	\$ 7.4
145	Sell	19.04.2010 08:00:00	1.34655	0.02	19.04.2010 10:00:00	1.34454	\$ 3.88
146	Buy	20.04.2010 00:00:00	1.34881	0.02	20.04.2010 11:00:00	1.34784	\$ -2.08
147	Buy	20.04.2010 09:00:00	1.34587	0.04	20.04.2010 11:00:00	1.34791	\$ 7.88
148	Buy	21.04.2010 00:00:00	1.34336	0.02	21.04.2010 01:00:00	1.34393	\$ 1
149	Sell	21.04.2010 03:00:00	1.34221	0.02	21.04.2010 04:00:00	1.34147	\$ 1.34
150	Sell	22.04.2010 04:00:00	1.33887	0.02	22.04.2010 05:00:00	1.3382	\$ 1.2
151	Sell	23.04.2010 00:00:00	1.32902	0.02	23.04.2010 02:00:00	1.32675	\$ 4.4
152	Sell	26.04.2010 08:00:00	1.33655	0.02	26.04.2010 12:00:00	1.33277	\$ 7.42
154	Sell	27.04.2010 05:00:00	1.33731	0.02	27.04.2010 10:00:00	1.33626	\$ 1.96
153	Buy	27.04.2010 04:00:00	1.33766	0.02	28.04.2010 16:00:00	1.32563	\$ -24.32
156	Buy	27.04.2010 13:00:00	1.33198	0.06	28.04.2010 16:00:00	1.32556	\$ -39.32
158	Buy	27.04.2010 19:00:00	1.32299	0.1	28.04.2010 16:00:00	1.32546	\$ 23.38
160	Buy	28.04.2010 12:00:00	1.31464	0.14	28.04.2010 16:00:00	1.32543	\$ 150.08
159	Buy	27.04.2010 23:00:00	1.31775	0.12	28.04.2010 16:00:00	1.32557	\$ 92.25
157	Buy	27.04.2010 15:00:00	1.32869	0.08	28.04.2010 16:00:00	1.3256	\$ -25.78
155	Buy	27.04.2010 11:00:00	1.33458	0.04	28.04.2010 16:00:00	1.32555	\$ -36.65
161	Sell	29.04.2010 02:00:00	1.32106	0.02	29.04.2010 03:00:00	1.31968	\$ 2.62
162	Sell	29.04.2010 04:00:00	1.31923	0.02	29.04.2010 11:00:00	1.32055	\$ -2.78
163	Sell	29.04.2010 09:00:00	1.32238	0.04	29.04.2010 11:00:00	1.32043	\$ 7.52
164	Buy	29.04.2010 23:00:00	1.32436	0.02	30.04.2010 02:00:00	1.32615	\$ 3.31
165	Sell	30.04.2010 03:00:00	1.32493	0.02	30.04.2010 04:00:00	1.32347	\$ 2.78
166	Sell	30.04.2010 07:00:00	1.32528	0.02	30.04.2010 08:00:00	1.32452	\$ 1.38
167	Sell	30.04.2010 09:00:00	1.32426	0.02	30.04.2010 20:00:00	1.32732	\$ -6.26
169	Sell	30.04.2010 13:00:00	1.33234	0.06	30.04.2010 20:00:00	1.32733	\$ 29.64
168	Sell	30.04.2010 10:00:00	1.32877	0.04	30.04.2010 20:00:00	1.32718	\$ 6.08
170	Buy	03.05.2010 14:00:00	1.32286	0.02	03.05.2010 15:00:00	1.32351	\$ 1.16
171	Buy	03.05.2010 16:00:00	1.32339	0.02	03.05.2010 22:00:00	1.32112	\$ -4.68
172	Buy	03.05.2010 18:00:00	1.31751	0.04	03.05.2010 22:00:00	1.3212	\$ 14.48
173	Sell	04.05.2010 22:00:00	1.3001	0.02	05.05.2010 00:00:00	1.29855	\$ 3.01
174	Buy	05.05.2010 03:00:00	1.29771	0.02	05.05.2010 09:00:00	1.29698	\$ -1.6
175	Buy	05.05.2010 04:00:00	1.29474	0.04	05.05.2010 09:00:00	1.29703	\$ 8.88
176	Sell	06.05.2010 05:00:00	1.28303	0.02	06.05.2010 08:00:00	1.28231	\$ 1.3
177	Buy	07.05.2010 10:00:00	1.26611	0.02	07.05.2010 11:00:00	1.27142	\$ 10.48
178	Sell	10.05.2010 23:00:00	1.27838	0.02	11.05.2010 02:00:00	1.27794	\$ 0.79
179	Sell	11.05.2010 05:00:00	1.27781	0.02	11.05.2010 06:00:00	1.27655	\$ 2.38
180	Buy	12.05.2010 03:00:00	1.26393	0.02	12.05.2010 09:00:00	1.2642	\$ 0.4
181	Buy	12.05.2010 08:00:00	1.26046	0.04	12.05.2010 09:00:00	1.26433	\$ 15.2
182	Sell	13.05.2010 06:00:00	1.265	0.02	13.05.2010 12:00:00	1.25786	\$ 14.14
183	Sell	13.05.2010 22:00:00	1.25623	0.02	13.05.2010 23:00:00	1.25311	\$ 6.1
184	Sell	14.05.2010 00:00:00	1.25306	0.02	14.05.2010 01:00:00	1.25215	\$ 1.68
185	Sell	14.05.2010 02:00:00	1.2538	0.02	14.05.2010 03:00:00	1.25277	\$ 1.92
186	Sell	17.05.2010 00:00:00	1.23533	0.02	17.05.2010 01:00:00	1.23477	\$ 0.98
187	Sell	17.05.2010 02:00:00	1.23714	0.02	17.05.2010 03:00:00	1.23546	\$ 3.22
190	Sell	18.05.2010 05:00:00	1.23577	0.02	18.05.2010 06:00:00	1.23213	\$ 7.14
188	Buy	18.05.2010 01:00:00	1.23982	0.02	18.05.2010 10:00:00	1.23837	\$ -3.04
189	Buy	18.05.2010 04:00:00	1.23428	0.04	18.05.2010 10:00:00	1.23817	\$ 15.28
191	Sell	19.05.2010 08:00:00	1.21903	0.02	19.05.2010 12:00:00	1.21753	\$ 2.86
192	Sell	20.05.2010 03:00:00	1.23838	0.02	20.05.2010 04:00:00	1.2354	\$ 5.82
195	Buy	20.05.2010 07:00:00	1.23609	0.02	20.05.2010 10:00:00	1.242	\$ 11.68
193	Sell	20.05.2010 05:00:00	1.23279	0.02	20.05.2010 13:00:00	1.23632	\$ -7.2
196	Sell	20.05.2010 10:00:00	1.24189	0.06	20.05.2010 13:00:00	1.23622	\$ 33.6

194	Sell	20.05.2010 06:00:00	1.2355	0.04	20.05.2010 13:00:00	1.23616	\$ -2.92
197	Sell	24.05.2010 01:00:00	1.25439	0.02	24.05.2010 02:00:00	1.25325	\$ 2.14
198	Buy	24.05.2010 07:00:00	1.2501	0.02	24.05.2010 08:00:00	1.25099	\$ 1.64
201	Sell	25.05.2010 02:00:00	1.23466	0.02	25.05.2010 03:00:00	1.23384	\$ 1.5
199	Buy	24.05.2010 23:00:00	1.23792	0.02	25.05.2010 19:00:00	1.2278	\$ -20.5
202	Buy	25.05.2010 04:00:00	1.22984	0.06	25.05.2010 19:00:00	1.22775	\$ -12.96
204	Buy	25.05.2010 12:00:00	1.22064	0.1	25.05.2010 19:00:00	1.22781	\$ 71
203	Buy	25.05.2010 11:00:00	1.22362	0.08	25.05.2010 19:00:00	1.22777	\$ 32.64
200	Buy	25.05.2010 01:00:00	1.23449	0.04	25.05.2010 19:00:00	1.22783	\$ -26.92
206	Buy	26.05.2010 07:00:00	1.22953	0.02	26.05.2010 08:00:00	1.23003	\$ 0.86
205	Sell	26.05.2010 06:00:00	1.229	0.02	26.05.2010 09:00:00	1.22738	\$ 3.1
207	Buy	26.05.2010 11:00:00	1.22934	0.02	26.05.2010 12:00:00	1.2331	\$ 7.38
209	Buy	27.05.2010 03:00:00	1.21829	0.02	27.05.2010 04:00:00	1.21964	\$ 2.56
211	Buy	27.05.2010 05:00:00	1.21906	0.02	27.05.2010 06:00:00	1.22124	\$ 4.22
208	Sell	27.05.2010 02:00:00	1.21684	0.02	27.05.2010 12:00:00	1.22545	\$ -17.36
212	Sell	27.05.2010 08:00:00	1.22683	0.06	27.05.2010 12:00:00	1.22534	\$ 8.52
213	Sell	27.05.2010 10:00:00	1.23128	0.08	27.05.2010 12:00:00	1.22548	\$ 45.84
210	Sell	27.05.2010 04:00:00	1.21968	0.04	27.05.2010 12:00:00	1.22536	\$ -23
214	Sell	28.05.2010 08:00:00	1.2299	0.02	28.05.2010 16:00:00	1.23643	\$ -13.2
216	Sell	28.05.2010 12:00:00	1.24331	0.06	28.05.2010 16:00:00	1.23646	\$ 40.68
215	Sell	28.05.2010 09:00:00	1.23253	0.04	28.05.2010 16:00:00	1.23644	\$ -15.92
217	Sell	31.05.2010 06:00:00	1.2328	0.02	31.05.2010 07:00:00	1.23188	\$ 1.7
218	Buy	31.05.2010 15:00:00	1.23045	0.02	31.05.2010 16:00:00	1.23164	\$ 2.24
219	Sell	01.06.2010 00:00:00	1.23022	0.02	01.06.2010 02:00:00	1.22856	\$ 3.18
220	Sell	01.06.2010 23:00:00	1.22351	0.02	02.06.2010 00:00:00	1.22265	\$ 1.63
221	Buy	02.06.2010 04:00:00	1.22523	0.02	02.06.2010 13:00:00	1.22548	\$ 0.36
222	Buy	02.06.2010 07:00:00	1.22121	0.04	02.06.2010 13:00:00	1.22552	\$ 16.96
223	Sell	02.06.2010 23:00:00	1.22446	0.02	03.06.2010 02:00:00	1.22346	\$ 2.01
224	Buy	03.06.2010 04:00:00	1.22754	0.02	03.06.2010 05:00:00	1.22939	\$ 3.56
226	Buy	04.06.2010 06:00:00	1.21779	0.02	04.06.2010 11:00:00	1.21895	\$ 2.18
225	Sell	04.06.2010 02:00:00	1.21674	0.02	04.06.2010 13:00:00	1.21862	\$ -3.9
227	Sell	04.06.2010 12:00:00	1.22036	0.04	04.06.2010 13:00:00	1.21856	\$ 6.92
228	Sell	07.06.2010 03:00:00	1.19294	0.02	07.06.2010 04:00:00	1.19087	\$ 4
229	Buy	07.06.2010 23:00:00	1.19175	0.02	08.06.2010 00:00:00	1.19261	\$ 1.46
230	Sell	10.06.2010 05:00:00	1.1977	0.02	10.06.2010 11:00:00	1.20112	\$ -6.98
232	Sell	10.06.2010 09:00:00	1.20605	0.06	10.06.2010 11:00:00	1.20119	\$ 28.74
231	Sell	10.06.2010 07:00:00	1.20292	0.04	10.06.2010 11:00:00	1.20122	\$ 6.52
233	Sell	10.06.2010 22:00:00	1.20933	0.02	11.06.2010 01:00:00	1.21075	\$ -2.93
234	Sell	10.06.2010 23:00:00	1.21401	0.04	11.06.2010 01:00:00	1.21086	\$ 12.42
236	Sell	11.06.2010 04:00:00	1.21151	0.02	11.06.2010 05:00:00	1.21022	\$ 2.44
235	Buy	11.06.2010 00:00:00	1.21265	0.02	11.06.2010 13:00:00	1.21271	\$ -0.02
237	Buy	11.06.2010 06:00:00	1.20993	0.04	11.06.2010 13:00:00	1.21271	\$ 10.84
238	Sell	11.06.2010 07:00:00	1.20998	0.02	11.06.2010 16:00:00	1.20822	\$ 3.38
239	Sell	11.06.2010 13:00:00	1.2128	0.04	11.06.2010 16:00:00	1.20827	\$ 17.84
240	Sell	15.06.2010 04:00:00	1.22255	0.02	15.06.2010 05:00:00	1.22063	\$ 3.7
241	Sell	15.06.2010 06:00:00	1.22083	0.02	15.06.2010 10:00:00	1.217	\$ 7.52
242	Buy	16.06.2010 00:00:00	1.23311	0.02	16.06.2010 10:00:00	1.23389	\$ 1.42
243	Buy	16.06.2010 23:00:00	1.23029	0.02	17.06.2010 02:00:00	1.23088	\$ 0.66
244	Sell	17.06.2010 01:00:00	1.22933	0.02	17.06.2010 04:00:00	1.22761	\$ 3.3
245	Buy	18.06.2010 01:00:00	1.23761	0.02	18.06.2010 03:00:00	1.2384	\$ 1.44
246	Sell	18.06.2010 04:00:00	1.23795	0.02	18.06.2010 14:00:00	1.23704	\$ 1.68
247	Sell	18.06.2010 21:00:00	1.23589	0.02	21.06.2010 05:00:00	1.23898	\$ -6.27
249	Sell	21.06.2010 01:00:00	1.24296	0.06	21.06.2010 05:00:00	1.239	\$ 23.34
248	Sell	21.06.2010 00:00:00	1.23948	0.04	21.06.2010 05:00:00	1.23916	\$ 1
250	Sell	21.06.2010 16:00:00	1.23742	0.02	21.06.2010 20:00:00	1.23426	\$ 6.18
251	Sell	22.06.2010 05:00:00	1.2312	0.02	22.06.2010 06:00:00	1.22925	\$ 3.76
252	Sell	23.06.2010 06:00:00	1.22717	0.02	23.06.2010 07:00:00	1.22624	\$ 1.72
253	Sell	28.06.2010 01:00:00	1.23786	0.02	28.06.2010 10:00:00	1.2361	\$ 3.38
254	Sell	29.06.2010 02:00:00	1.22673	0.02	29.06.2010 09:00:00	1.22594	\$ 1.44
255	Buy	29.06.2010 04:00:00	1.2282	0.02	30.06.2010 10:00:00	1.22327	\$ -10.12

257	Buy	29.06.2010 12:00:00	1.21936	0.06	30.06.2010 10:00:00	1.22339	\$ 23.38
256	Buy	29.06.2010 10:00:00	1.22373	0.04	30.06.2010 10:00:00	1.22319	\$ -2.69
258	Sell	01.07.2010 00:00:00	1.22341	0.02	01.07.2010 03:00:00	1.22257	\$ 1.54
259	Sell	02.07.2010 06:00:00	1.25169	0.02	02.07.2010 09:00:00	1.24926	\$ 4.72
260	Sell	05.07.2010 02:00:00	1.25574	0.02	05.07.2010 03:00:00	1.25469	\$ 1.96
261	Sell	05.07.2010 06:00:00	1.25345	0.02	05.07.2010 13:00:00	1.25278	\$ 1.2
262	Buy	05.07.2010 22:00:00	1.25379	0.02	06.07.2010 07:00:00	1.25313	\$ -1.58
263	Buy	06.07.2010 03:00:00	1.25073	0.04	06.07.2010 07:00:00	1.25321	\$ 9.64
265	Sell	07.07.2010 04:00:00	1.25987	0.02	07.07.2010 07:00:00	1.25906	\$ 1.48
264	Buy	06.07.2010 23:00:00	1.2618	0.02	07.07.2010 18:00:00	1.2629	\$ 1.94
266	Buy	07.07.2010 07:00:00	1.25897	0.04	07.07.2010 18:00:00	1.26302	\$ 15.92
267	Buy	08.07.2010 03:00:00	1.26226	0.02	08.07.2010 04:00:00	1.26488	\$ 5.1
268	Buy	09.07.2010 03:00:00	1.26891	0.02	09.07.2010 10:00:00	1.27137	\$ 4.78
269	Sell	09.07.2010 08:00:00	1.26819	0.02	09.07.2010 11:00:00	1.26919	\$ -2.14
270	Sell	09.07.2010 10:00:00	1.27129	0.04	09.07.2010 11:00:00	1.26921	\$ 8.04
272	Sell	14.07.2010 04:00:00	1.27098	0.02	14.07.2010 10:00:00	1.27002	\$ 1.78
271	Buy	14.07.2010 02:00:00	1.27191	0.02	14.07.2010 18:00:00	1.27285	\$ 1.74
273	Sell	15.07.2010 02:00:00	1.27381	0.02	15.07.2010 03:00:00	1.27318	\$ 1.12
274	Sell	15.07.2010 04:00:00	1.27127	0.02	15.07.2010 10:00:00	1.27341	\$ -4.42
275	Sell	15.07.2010 06:00:00	1.27521	0.04	15.07.2010 10:00:00	1.27345	\$ 6.76
277	Sell	16.07.2010 01:00:00	1.29286	0.02	16.07.2010 02:00:00	1.29213	\$ 1.32
279	Sell	16.07.2010 05:00:00	1.29207	0.02	16.07.2010 06:00:00	1.29098	\$ 2.04
280	Sell	16.07.2010 09:00:00	1.29015	0.02	16.07.2010 10:00:00	1.28945	\$ 1.26
276	Buy	16.07.2010 00:00:00	1.29488	0.02	16.07.2010 11:00:00	1.29401	\$ -1.88
281	Buy	16.07.2010 10:00:00	1.28937	0.06	16.07.2010 11:00:00	1.29388	\$ 26.64
278	Buy	16.07.2010 02:00:00	1.29214	0.04	16.07.2010 11:00:00	1.294	\$ 7.16
284	Sell	19.07.2010 02:00:00	1.28971	0.02	19.07.2010 03:00:00	1.28886	\$ 1.56
285	Sell	19.07.2010 04:00:00	1.28886	0.02	19.07.2010 10:00:00	1.28791	\$ 1.76
282	Buy	16.07.2010 23:00:00	1.29258	0.02	19.07.2010 11:00:00	1.29778	\$ 10.13
283	Buy	19.07.2010 01:00:00	1.28998	0.04	19.07.2010 11:00:00	1.29771	\$ 30.64
287	Buy	20.07.2010 05:00:00	1.29453	0.02	20.07.2010 06:00:00	1.29604	\$ 2.88
286	Sell	20.07.2010 02:00:00	1.29363	0.02	20.07.2010 13:00:00	1.29393	\$ -0.74
289	Sell	20.07.2010 10:00:00	1.29978	0.06	20.07.2010 13:00:00	1.29378	\$ 35.58
288	Sell	20.07.2010 08:00:00	1.29643	0.04	20.07.2010 13:00:00	1.29375	\$ 10.44
290	Sell	21.07.2010 01:00:00	1.28934	0.02	21.07.2010 04:00:00	1.28863	\$ 1.28
291	Sell	21.07.2010 05:00:00	1.28949	0.02	21.07.2010 07:00:00	1.2881	\$ 2.64
292	Buy	22.07.2010 10:00:00	1.27669	0.02	22.07.2010 11:00:00	1.28104	\$ 8.56
293	Sell	23.07.2010 02:00:00	1.28974	0.02	23.07.2010 05:00:00	1.28869	\$ 1.96
294	Sell	23.07.2010 06:00:00	1.28878	0.02	23.07.2010 09:00:00	1.28812	\$ 1.18
295	Buy	26.07.2010 04:00:00	1.29117	0.02	26.07.2010 05:00:00	1.29306	\$ 3.64
296	Buy	26.07.2010 06:00:00	1.29221	0.02	26.07.2010 07:00:00	1.29289	\$ 1.22
297	Sell	26.07.2010 08:00:00	1.2925	0.02	26.07.2010 09:00:00	1.29098	\$ 2.9
298	Buy	26.07.2010 21:00:00	1.29895	0.02	27.07.2010 05:00:00	1.30022	\$ 2.27
299	Sell	28.07.2010 00:00:00	1.29935	0.02	28.07.2010 03:00:00	1.29893	\$ 0.7
301	Buy	28.07.2010 06:00:00	1.29932	0.02	28.07.2010 09:00:00	1.30054	\$ 2.3
300	Sell	28.07.2010 05:00:00	1.2972	0.02	28.07.2010 16:00:00	1.29886	\$ -3.46
302	Sell	28.07.2010 09:00:00	1.30055	0.04	28.07.2010 16:00:00	1.2988	\$ 6.72
303	Sell	28.07.2010 21:00:00	1.29918	0.02	28.07.2010 22:00:00	1.29794	\$ 2.34
304	Buy	28.07.2010 23:00:00	1.29853	0.02	29.07.2010 00:00:00	1.29938	\$ 1.19
305	Buy	29.07.2010 01:00:00	1.29861	0.02	29.07.2010 02:00:00	1.29928	\$ 1.2
306	Sell	29.07.2010 03:00:00	1.29987	0.02	29.07.2010 04:00:00	1.29835	\$ 2.9
307	Sell	29.07.2010 23:00:00	1.30757	0.02	30.07.2010 03:00:00	1.30659	\$ 1.87
308	Sell	30.07.2010 05:00:00	1.30634	0.02	30.07.2010 06:00:00	1.30545	\$ 1.64
309	Buy	30.07.2010 23:00:00	1.30319	0.02	02.08.2010 00:00:00	1.3053	\$ 3.95
310	Buy	02.08.2010 04:00:00	1.30736	0.02	02.08.2010 06:00:00	1.30805	\$ 1.24
311	Sell	02.08.2010 05:00:00	1.30722	0.02	02.08.2010 10:00:00	1.30671	\$ 0.88
312	Sell	03.08.2010 03:00:00	1.31688	0.02	03.08.2010 06:00:00	1.31625	\$ 1.12
313	Buy	04.08.2010 01:00:00	1.32275	0.02	04.08.2010 14:00:00	1.32185	\$ -1.94
314	Buy	04.08.2010 11:00:00	1.31975	0.04	04.08.2010 14:00:00	1.32182	\$ 8
316	Sell	05.08.2010 05:00:00	1.31542	0.02	05.08.2010 07:00:00	1.31446	\$ 1.78

315	Buy	05.08.2010 02:00:00	1.31552	0.02	05.08.2010 11:00:00	1.31455	\$ -2.08
317	Buy	05.08.2010 10:00:00	1.3125	0.04	05.08.2010 11:00:00	1.31454	\$ 7.88
318	Buy	06.08.2010 00:00:00	1.31888	0.02	06.08.2010 10:00:00	1.31961	\$ 1.32
319	Sell	06.08.2010 04:00:00	1.3178	0.02	06.08.2010 14:00:00	1.3164	\$ 2.66
320	Buy	12.08.2010 00:00:00	1.28638	0.02	12.08.2010 04:00:00	1.28698	\$ 1.06
321	Sell	12.08.2010 03:00:00	1.28451	0.02	12.08.2010 12:00:00	1.28564	\$ -2.4
323	Sell	12.08.2010 09:00:00	1.29149	0.06	12.08.2010 12:00:00	1.28568	\$ 34.44
322	Sell	12.08.2010 04:00:00	1.28712	0.04	12.08.2010 12:00:00	1.28569	\$ 5.44
324	Sell	13.08.2010 02:00:00	1.28273	0.02	13.08.2010 13:00:00	1.28224	\$ 0.84
325	Sell	13.08.2010 07:00:00	1.28634	0.04	13.08.2010 13:00:00	1.28228	\$ 15.96
326	Sell	16.08.2010 03:00:00	1.27534	0.02	16.08.2010 22:00:00	1.28071	\$ -10.88
328	Sell	16.08.2010 16:00:00	1.28475	0.06	16.08.2010 22:00:00	1.28053	\$ 24.9
327	Sell	16.08.2010 08:00:00	1.27896	0.04	16.08.2010 22:00:00	1.28061	\$ -6.88
329	Sell	16.08.2010 23:00:00	1.28186	0.02	17.08.2010 02:00:00	1.28124	\$ 1.15
330	Sell	17.08.2010 03:00:00	1.28086	0.02	18.08.2010 05:00:00	1.28482	\$ -8.01
332	Sell	17.08.2010 12:00:00	1.28859	0.06	18.08.2010 05:00:00	1.28487	\$ 22.05
331	Sell	17.08.2010 06:00:00	1.28459	0.04	18.08.2010 05:00:00	1.28483	\$ -1.14
333	Buy	18.08.2010 23:00:00	1.28593	0.02	19.08.2010 14:00:00	1.28331	\$ -5.75
334	Buy	19.08.2010 03:00:00	1.27948	0.04	19.08.2010 14:00:00	1.28329	\$ 14.96
335	Sell	20.08.2010 04:00:00	1.28016	0.02	20.08.2010 12:00:00	1.27558	\$ 9.02
336	Sell	23.08.2010 02:00:00	1.27046	0.02	23.08.2010 03:00:00	1.26985	\$ 1.08
337	Buy	23.08.2010 04:00:00	1.27021	0.02	23.08.2010 05:00:00	1.27156	\$ 2.56
338	Sell	24.08.2010 03:00:00	1.26284	0.02	24.08.2010 11:00:00	1.26225	\$ 1.04
339	Sell	25.08.2010 03:00:00	1.26342	0.02	25.08.2010 09:00:00	1.26386	\$ -1.02
340	Sell	25.08.2010 06:00:00	1.26603	0.04	25.08.2010 09:00:00	1.26395	\$ 8.04
341	Sell	26.08.2010 00:00:00	1.26578	0.02	26.08.2010 15:00:00	1.2683	\$ -5.18
343	Sell	26.08.2010 10:00:00	1.27161	0.06	26.08.2010 15:00:00	1.2684	\$ 18.84
342	Sell	26.08.2010 06:00:00	1.26909	0.04	26.08.2010 15:00:00	1.26836	\$ 2.64
344	Sell	27.08.2010 03:00:00	1.2704	0.02	27.08.2010 21:00:00	1.27318	\$ -5.7
345	Sell	27.08.2010 19:00:00	1.27613	0.04	27.08.2010 21:00:00	1.27318	\$ 11.52
346	Sell	30.08.2010 04:00:00	1.27414	0.02	30.08.2010 08:00:00	1.27347	\$ 1.2
349	Sell	30.08.2010 11:00:00	1.27307	0.02	30.08.2010 12:00:00	1.27233	\$ 1.34
352	Sell	31.08.2010 01:00:00	1.26591	0.02	31.08.2010 04:00:00	1.26475	\$ 2.18
347	Buy	30.08.2010 05:00:00	1.2753	0.02	31.08.2010 13:00:00	1.26907	\$ -12.73
350	Buy	30.08.2010 14:00:00	1.27022	0.06	31.08.2010 13:00:00	1.26917	\$ -7.09
353	Buy	31.08.2010 05:00:00	1.26429	0.1	31.08.2010 13:00:00	1.26919	\$ 48.3
351	Buy	30.08.2010 21:00:00	1.2671	0.08	31.08.2010 13:00:00	1.2692	\$ 15.74
348	Buy	30.08.2010 10:00:00	1.27268	0.04	31.08.2010 13:00:00	1.26917	\$ -14.57
359	Buy	01.09.2010 23:00:00	1.28028	0.02	02.09.2010 04:00:00	1.28088	\$ 0.68
360	Buy	03.09.2010 00:00:00	1.28254	0.02	03.09.2010 13:00:00	1.28387	\$ 2.52
363	Buy	06.09.2010 02:00:00	1.28924	0.02	06.09.2010 09:00:00	1.29007	\$ 1.52
354	Sell	01.09.2010 04:00:00	1.26751	0.02	07.09.2010 03:00:00	1.28181	\$ -28.43
356	Sell	01.09.2010 12:00:00	1.27682	0.06	07.09.2010 03:00:00	1.28192	\$ -30.1
358	Sell	01.09.2010 16:00:00	1.28324	0.1	07.09.2010 03:00:00	1.28192	\$ 14.04
362	Sell	03.09.2010 23:00:00	1.28933	0.14	07.09.2010 03:00:00	1.28194	\$ 103.2
361	Sell	03.09.2010 17:00:00	1.28656	0.12	07.09.2010 03:00:00	1.28183	\$ 56.53
357	Sell	01.09.2010 14:00:00	1.27981	0.08	07.09.2010 03:00:00	1.28184	\$ -15.57
355	Sell	01.09.2010 07:00:00	1.26998	0.04	07.09.2010 03:00:00	1.28193	\$ -47.47
370	Sell	08.09.2010 00:00:00	1.26794	0.02	08.09.2010 11:00:00	1.26859	\$ -1.44
371	Sell	08.09.2010 08:00:00	1.27064	0.04	08.09.2010 11:00:00	1.26853	\$ 8.16
372	Sell	09.09.2010 00:00:00	1.27213	0.02	09.09.2010 07:00:00	1.27102	\$ 2.08
373	Sell	10.09.2010 02:00:00	1.26881	0.02	10.09.2010 03:00:00	1.26772	\$ 2.04
364	Buy	06.09.2010 23:00:00	1.28745	0.02	10.09.2010 11:00:00	1.27367	\$ -28.45
366	Buy	07.09.2010 11:00:00	1.27949	0.06	10.09.2010 11:00:00	1.27359	\$ -37.7
368	Buy	07.09.2010 18:00:00	1.27258	0.1	10.09.2010 11:00:00	1.27374	\$ 7.77
374	Buy	10.09.2010 05:00:00	1.26566	0.14	10.09.2010 11:00:00	1.27373	\$ 112
369	Buy	07.09.2010 22:00:00	1.26959	0.12	10.09.2010 11:00:00	1.27363	\$ 43.89
367	Buy	07.09.2010 12:00:00	1.27675	0.08	10.09.2010 11:00:00	1.27373	\$ -27.22
365	Buy	07.09.2010 03:00:00	1.28195	0.04	10.09.2010 11:00:00	1.27359	\$ -34.97
375	Buy	10.09.2010 23:00:00	1.27101	0.02	13.09.2010 01:00:00	1.27065	\$ -0.98

376	Buy	13.09.2010 00:00:00	1.26764	0.04	13.09.2010 01:00:00	1.27059	\$ 11.52
377	Sell	14.09.2010 00:00:00	1.28819	0.02	14.09.2010 01:00:00	1.28744	\$ 1.36
378	Sell	14.09.2010 03:00:00	1.28634	0.02	14.09.2010 04:00:00	1.2855	\$ 1.54
380	Sell	15.09.2010 00:00:00	1.29965	0.02	15.09.2010 01:00:00	1.29864	\$ 1.88
381	Sell	15.09.2010 03:00:00	1.29952	0.02	15.09.2010 05:00:00	1.29827	\$ 2.36
379	Buy	14.09.2010 23:00:00	1.30072	0.02	15.09.2010 18:00:00	1.3028	\$ 3.9
382	Buy	15.09.2010 05:05:00	1.29779	0.04	15.09.2010 18:00:00	1.30264	\$ 19.12
383	Sell	16.09.2010 05:00:00	1.30013	0.02	16.09.2010 06:00:00	1.29855	\$ 3.02
384	Sell	16.09.2010 22:00:00	1.30788	0.02	17.09.2010 01:00:00	1.30722	\$ 1.23
385	Buy	17.09.2010 00:00:00	1.30784	0.02	17.09.2010 06:00:00	1.30852	\$ 1.22
386	Sell	20.09.2010 00:00:00	1.30557	0.02	20.09.2010 01:00:00	1.3049	\$ 1.2
387	Sell	22.09.2010 08:00:00	1.32921	0.02	22.09.2010 11:00:00	1.32999	\$ -1.7
388	Sell	22.09.2010 10:00:00	1.33196	0.04	22.09.2010 11:00:00	1.32994	\$ 7.8
389	Sell	22.09.2010 23:00:00	1.33914	0.02	23.09.2010 11:00:00	1.33672	\$ 4.85
390	Sell	24.09.2010 00:00:00	1.33128	0.02	24.09.2010 03:00:00	1.32938	\$ 3.66
391	Buy	24.09.2010 04:00:00	1.33174	0.02	24.09.2010 05:00:00	1.33259	\$ 1.56
392	Buy	24.09.2010 22:00:00	1.34695	0.02	24.09.2010 23:00:00	1.34912	\$ 4.2
393	Sell	27.09.2010 01:00:00	1.34806	0.02	27.09.2010 04:00:00	1.34731	\$ 1.36
394	Sell	28.09.2010 02:00:00	1.34357	0.02	28.09.2010 03:00:00	1.34316	\$ 0.68
395	Buy	28.09.2010 07:00:00	1.34593	0.02	28.09.2010 08:00:00	1.34666	\$ 1.32
396	Sell	29.09.2010 01:00:00	1.35808	0.02	29.09.2010 02:00:00	1.35685	\$ 2.32
398	Buy	29.09.2010 05:00:00	1.35806	0.02	29.09.2010 10:00:00	1.36135	\$ 6.44
397	Sell	29.09.2010 03:00:00	1.35717	0.02	29.09.2010 12:00:00	1.35835	\$ -2.5
399	Sell	29.09.2010 10:00:00	1.3614	0.04	29.09.2010 12:00:00	1.35843	\$ 11.6
400	Sell	30.09.2010 02:00:00	1.36266	0.02	30.09.2010 05:00:00	1.36076	\$ 3.66
401	Buy	30.09.2010 04:00:00	1.36311	0.02	30.09.2010 11:00:00	1.362	\$ -2.36
402	Buy	30.09.2010 06:00:00	1.36012	0.04	30.09.2010 11:00:00	1.36215	\$ 7.84
403	Buy	30.09.2010 23:00:00	1.36343	0.02	01.10.2010 04:00:00	1.3651	\$ 3.07
404	Sell	01.10.2010 07:00:00	1.36584	0.02	01.10.2010 09:00:00	1.36393	\$ 3.68
405	Sell	04.10.2010 09:00:00	1.37623	0.02	04.10.2010 11:00:00	1.37339	\$ 5.54
406	Buy	05.10.2010 00:00:00	1.36852	0.02	05.10.2010 04:00:00	1.36728	\$ -2.62
407	Buy	05.10.2010 03:00:00	1.36468	0.04	05.10.2010 04:00:00	1.36728	\$ 10.12
408	Buy	05.10.2010 20:00:00	1.38295	0.02	05.10.2010 21:00:00	1.38563	\$ 5.22
409	Buy	05.10.2010 23:00:00	1.38354	0.02	06.10.2010 03:00:00	1.38523	\$ 3.11
410	Sell	06.10.2010 06:00:00	1.38272	0.02	06.10.2010 14:00:00	1.3834	\$ -1.5
411	Sell	06.10.2010 12:00:00	1.38582	0.04	06.10.2010 14:00:00	1.38337	\$ 9.52
412	Buy	07.10.2010 00:00:00	1.39293	0.02	07.10.2010 10:00:00	1.39732	\$ 8.64
413	Sell	07.10.2010 04:00:00	1.39135	0.02	07.10.2010 17:00:00	1.39441	\$ -6.26
415	Sell	07.10.2010 16:00:00	1.40225	0.06	07.10.2010 17:00:00	1.39428	\$ 47.4
414	Sell	07.10.2010 10:00:00	1.39731	0.04	07.10.2010 17:00:00	1.39443	\$ 11.24
416	Sell	08.10.2010 04:00:00	1.39067	0.02	08.10.2010 09:00:00	1.39314	\$ -5.08
417	Sell	08.10.2010 06:00:00	1.39561	0.04	08.10.2010 09:00:00	1.39319	\$ 9.4
418	Buy	11.10.2010 07:00:00	1.39654	0.02	11.10.2010 08:00:00	1.39731	\$ 1.4
419	Sell	11.10.2010 23:00:00	1.38713	0.02	12.10.2010 03:00:00	1.38642	\$ 1.33
420	Sell	14.10.2010 23:00:00	1.40725	0.02	15.10.2010 03:00:00	1.40249	\$ 9.43
421	Sell	15.10.2010 04:00:00	1.40347	0.02	15.10.2010 06:00:00	1.40273	\$ 1.34
422	Sell	18.10.2010 02:00:00	1.39599	0.02	18.10.2010 03:00:00	1.39515	\$ 1.54
423	Buy	19.10.2010 01:00:00	1.3949	0.02	19.10.2010 03:00:00	1.39615	\$ 2.36
424	Buy	20.10.2010 03:00:00	1.36996	0.02	20.10.2010 04:00:00	1.37392	\$ 7.78
425	Sell	21.10.2010 03:00:00	1.39738	0.02	21.10.2010 04:00:00	1.39556	\$ 3.5
426	Buy	22.10.2010 00:00:00	1.3919	0.02	22.10.2010 01:00:00	1.39246	\$ 0.98
427	Buy	25.10.2010 01:00:00	1.39517	0.02	25.10.2010 03:00:00	1.39606	\$ 1.64
428	Sell	26.10.2010 01:00:00	1.3952	0.02	26.10.2010 02:00:00	1.39338	\$ 3.5
429	Sell	27.10.2010 02:00:00	1.38524	0.02	27.10.2010 03:00:00	1.38458	\$ 1.18
430	Sell	27.10.2010 04:00:00	1.38673	0.02	27.10.2010 05:00:00	1.38299	\$ 7.34
431	Buy	28.10.2010 01:00:00	1.37748	0.02	28.10.2010 03:00:00	1.37948	\$ 3.86
432	Buy	28.10.2010 05:00:00	1.38011	0.02	28.10.2010 06:00:00	1.38096	\$ 1.56
433	Sell	28.10.2010 09:00:00	1.38233	0.02	28.10.2010 11:00:00	1.38153	\$ 1.46
434	Sell	29.10.2010 02:00:00	1.39275	0.02	29.10.2010 04:00:00	1.39061	\$ 4.14
435	Buy	01.11.2010 02:00:00	1.39737	0.02	01.11.2010 05:00:00	1.39854	\$ 2.2

436	Sell	02.11.2010 02:00:00	1.38953	0.02	02.11.2010 05:00:00	1.38882	\$ 1.28
437	Sell	03.11.2010 04:00:00	1.40323	0.02	03.11.2010 05:00:00	1.40128	\$ 3.76
438	Sell	03.11.2010 10:00:00	1.4002	0.02	03.11.2010 19:00:00	1.40132	\$ -2.38
439	Sell	03.11.2010 11:00:00	1.40307	0.04	03.11.2010 19:00:00	1.40133	\$ 6.68
440	Sell	04.11.2010 10:00:00	1.41342	0.02	04.11.2010 20:00:00	1.42105	\$ -15.4
442	Sell	04.11.2010 13:00:00	1.42541	0.06	04.11.2010 20:00:00	1.42108	\$ 25.56
441	Sell	04.11.2010 12:00:00	1.42032	0.04	04.11.2010 20:00:00	1.4212	\$ -3.8
443	Sell	05.11.2010 02:00:00	1.42137	0.02	05.11.2010 04:00:00	1.41977	\$ 3.06
444	Sell	05.11.2010 06:00:00	1.42048	0.02	05.11.2010 07:00:00	1.41963	\$ 1.56
445	Sell	05.11.2010 08:00:00	1.41953	0.02	05.11.2010 09:00:00	1.41839	\$ 2.14
446	Buy	08.11.2010 01:00:00	1.40543	0.02	08.11.2010 02:00:00	1.4074	\$ 3.8
451	Sell	08.11.2010 22:00:00	1.39223	0.02	09.11.2010 01:00:00	1.39118	\$ 2.01
447	Buy	08.11.2010 03:00:00	1.40551	0.02	09.11.2010 14:00:00	1.3949	\$ -21.48
449	Buy	08.11.2010 05:00:00	1.39517	0.06	09.11.2010 14:00:00	1.39477	\$ -3.19
452	Buy	09.11.2010 02:00:00	1.38634	0.1	09.11.2010 14:00:00	1.39483	\$ 84.2
450	Buy	08.11.2010 13:00:00	1.39002	0.08	09.11.2010 14:00:00	1.39495	\$ 38.38
448	Buy	08.11.2010 04:00:00	1.39891	0.04	09.11.2010 14:00:00	1.39482	\$ -16.89
453	Sell	10.11.2010 00:00:00	1.37711	0.02	10.11.2010 01:00:00	1.37647	\$ 1.14
454	Buy	10.11.2010 05:00:00	1.37483	0.02	10.11.2010 07:00:00	1.37578	\$ 1.76
455	Sell	10.11.2010 08:00:00	1.37748	0.02	10.11.2010 13:00:00	1.37547	\$ 3.88
456	Sell	10.11.2010 12:00:00	1.38062	0.04	10.11.2010 13:00:00	1.37558	\$ 19.88
457	Buy	11.11.2010 01:00:00	1.37739	0.02	11.11.2010 04:00:00	1.37976	\$ 4.6
458	Sell	11.11.2010 03:00:00	1.37752	0.02	11.11.2010 08:00:00	1.37822	\$ -1.54
459	Sell	11.11.2010 05:00:00	1.38023	0.04	11.11.2010 08:00:00	1.37808	\$ 8.32
460	Buy	11.11.2010 09:00:00	1.37875	0.02	11.11.2010 13:00:00	1.37576	\$ -6.12
462	Buy	11.11.2010 12:00:00	1.37266	0.06	11.11.2010 13:00:00	1.37568	\$ 17.7
461	Buy	11.11.2010 11:00:00	1.376	0.04	11.11.2010 13:00:00	1.37568	\$ -1.56
463	Sell	12.11.2010 01:00:00	1.36587	0.02	12.11.2010 02:00:00	1.36205	\$ 7.5
464	Buy	12.11.2010 03:00:00	1.36569	0.02	12.11.2010 11:00:00	1.36489	\$ -1.74
465	Buy	12.11.2010 04:00:00	1.36075	0.04	12.11.2010 11:00:00	1.36499	\$ 16.68
466	Buy	15.11.2010 00:00:00	1.37067	0.02	15.11.2010 04:00:00	1.3748	\$ 8.12
467	Buy	16.11.2010 01:00:00	1.35788	0.02	16.11.2010 03:00:00	1.35846	\$ 1.02
468	Buy	16.11.2010 08:00:00	1.36203	0.02	16.11.2010 15:00:00	1.36171	\$ -0.78
469	Buy	16.11.2010 09:00:00	1.35915	0.04	16.11.2010 15:00:00	1.36157	\$ 9.4
470	Sell	17.11.2010 02:00:00	1.34924	0.02	17.11.2010 03:00:00	1.34802	\$ 2.3
471	Sell	17.11.2010 10:00:00	1.3484	0.02	17.11.2010 13:00:00	1.35047	\$ -4.28
472	Sell	17.11.2010 12:00:00	1.35239	0.04	17.11.2010 13:00:00	1.3506	\$ 6.88
473	Sell	18.11.2010 01:00:00	1.35304	0.02	22.11.2010 15:00:00	1.36666	\$ -27.28
475	Sell	18.11.2010 08:00:00	1.35955	0.06	22.11.2010 15:00:00	1.36666	\$ -42.77
477	Sell	19.11.2010 09:00:00	1.36813	0.1	22.11.2010 15:00:00	1.36663	\$ 14.56
479	Sell	22.11.2010 03:00:00	1.37453	0.14	22.11.2010 15:00:00	1.36653	\$ 111.02
478	Sell	19.11.2010 13:00:00	1.37188	0.12	22.11.2010 15:00:00	1.36664	\$ 62.35
476	Sell	18.11.2010 11:00:00	1.36328	0.08	22.11.2010 15:00:00	1.36673	\$ -27.75
474	Sell	18.11.2010 03:00:00	1.35654	0.04	22.11.2010 15:00:00	1.36656	\$ -40.16
480	Buy	23.11.2010 23:00:00	1.33718	0.02	24.11.2010 01:00:00	1.33795	\$ 1.27
481	Sell	24.11.2010 03:00:00	1.33815	0.02	24.11.2010 11:00:00	1.33355	\$ 9.06
484	Sell	25.11.2010 05:00:00	1.33213	0.02	25.11.2010 09:00:00	1.33164	\$ 0.84
482	Buy	25.11.2010 02:00:00	1.33586	0.02	25.11.2010 14:00:00	1.33238	\$ -7.1
485	Buy	25.11.2010 12:00:00	1.32977	0.06	25.11.2010 14:00:00	1.33231	\$ 14.82
483	Buy	25.11.2010 03:00:00	1.33237	0.04	25.11.2010 14:00:00	1.33235	\$ -0.36
486	Buy	26.11.2010 00:00:00	1.33619	0.02	29.11.2010 10:00:00	1.32976	\$ -13.12
488	Buy	26.11.2010 09:00:00	1.3274	0.06	29.11.2010 10:00:00	1.32974	\$ 13.24
490	Buy	29.11.2010 03:00:00	1.32141	0.1	29.11.2010 10:00:00	1.32974	\$ 82.6
489	Buy	26.11.2010 13:00:00	1.32381	0.08	29.11.2010 10:00:00	1.32969	\$ 45.98
487	Buy	26.11.2010 04:00:00	1.33328	0.04	29.11.2010 10:00:00	1.32962	\$ -15.17
492	Sell	30.11.2010 01:00:00	1.31075	0.02	30.11.2010 02:00:00	1.3101	\$ 1.16
491	Buy	29.11.2010 23:00:00	1.31235	0.02	30.11.2010 04:00:00	1.31372	\$ 2.48
493	Sell	30.11.2010 03:00:00	1.31171	0.02	30.11.2010 06:00:00	1.31044	\$ 2.4
494	Buy	30.11.2010 21:00:00	1.30052	0.02	01.12.2010 06:00:00	1.30115	\$ 0.99
495	Sell	01.12.2010 05:00:00	1.29992	0.02	01.12.2010 18:00:00	1.30602	\$ -12.34

497	Sell	01.12.2010 11:00:00	1.30758	0.06	01.12.2010 18:00:00	1.30607	\$ 8.64
498	Sell	01.12.2010 13:00:00	1.31147	0.08	01.12.2010 18:00:00	1.30603	\$ 42.96
496	Sell	01.12.2010 09:00:00	1.30323	0.04	01.12.2010 18:00:00	1.30599	\$ -11.32
499	Sell	02.12.2010 03:00:00	1.31208	0.02	02.12.2010 05:00:00	1.31109	\$ 1.84
500	Sell	03.12.2010 04:00:00	1.32049	0.02	03.12.2010 05:00:00	1.31969	\$ 1.46
502	Buy	03.12.2010 09:00:00	1.32232	0.02	03.12.2010 11:00:00	1.32299	\$ 1.2
501	Sell	03.12.2010 07:00:00	1.32039	0.02	06.12.2010 11:00:00	1.33023	\$ -19.77
504	Sell	03.12.2010 13:00:00	1.32608	0.06	06.12.2010 11:00:00	1.33024	\$ -25.23
506	Sell	03.12.2010 18:00:00	1.33817	0.1	06.12.2010 11:00:00	1.33024	\$ 78.86
507	Sell	03.12.2010 23:00:00	1.34116	0.12	06.12.2010 11:00:00	1.33019	\$ 131.11
505	Sell	03.12.2010 16:00:00	1.33423	0.08	06.12.2010 11:00:00	1.33031	\$ 31
503	Sell	03.12.2010 11:00:00	1.32308	0.04	06.12.2010 11:00:00	1.3303	\$ -29.06
508	Buy	07.12.2010 02:00:00	1.32889	0.02	07.12.2010 04:00:00	1.32964	\$ 1.36
509	Sell	07.12.2010 23:00:00	1.32742	0.02	08.12.2010 00:00:00	1.32639	\$ 1.97
510	Sell	08.12.2010 03:00:00	1.32629	0.02	08.12.2010 05:00:00	1.32268	\$ 7.08
511	Buy	09.12.2010 03:00:00	1.3262	0.03	09.12.2010 04:00:00	1.33096	\$ 14.07
512	Buy	09.12.2010 05:00:00	1.33064	0.03	09.12.2010 07:00:00	1.33133	\$ 1.86
513	Sell	09.12.2010 23:00:00	1.32411	0.03	10.12.2010 03:00:00	1.323	\$ 3.2
514	Sell	13.12.2010 00:00:00	1.31944	0.03	13.12.2010 04:00:00	1.31884	\$ 1.59
515	Sell	13.12.2010 06:00:00	1.31922	0.03	13.12.2010 07:00:00	1.31861	\$ 1.62
516	Sell	14.12.2010 06:00:00	1.33854	0.03	14.12.2010 16:00:00	1.34427	\$ -17.4
518	Sell	14.12.2010 10:00:00	1.34538	0.09	14.12.2010 16:00:00	1.34413	\$ 10.62
519	Sell	14.12.2010 13:00:00	1.3497	0.12	14.12.2010 16:00:00	1.34412	\$ 66.12
517	Sell	14.12.2010 09:00:00	1.34158	0.06	14.12.2010 16:00:00	1.34423	\$ -16.32
520	Sell	15.12.2010 00:00:00	1.33761	0.03	15.12.2010 02:00:00	1.33587	\$ 5.01
521	Sell	15.12.2010 06:00:00	1.33474	0.03	15.12.2010 08:00:00	1.33397	\$ 2.1
522	Sell	16.12.2010 07:00:00	1.32116	0.03	16.12.2010 18:00:00	1.3195	\$ 4.77
523	Sell	16.12.2010 11:00:00	1.32432	0.06	16.12.2010 18:00:00	1.3195	\$ 28.5
524	Buy	17.12.2010 04:00:00	1.32745	0.03	17.12.2010 06:00:00	1.3291	\$ 4.74
525	Sell	20.12.2010 00:00:00	1.31814	0.03	20.12.2010 01:00:00	1.31689	\$ 3.54
526	Sell	20.12.2010 03:00:00	1.31288	0.03	20.12.2010 06:00:00	1.31367	\$ -2.58
527	Sell	20.12.2010 05:00:00	1.31583	0.06	20.12.2010 06:00:00	1.31373	\$ 12.18
528	Buy	20.12.2010 23:00:00	1.31265	0.03	21.12.2010 04:00:00	1.31825	\$ 16.4
529	Buy	22.12.2010 04:00:00	1.31208	0.03	22.12.2010 05:00:00	1.3126	\$ 1.35
530	Sell	22.12.2010 22:00:00	1.30893	0.03	23.12.2010 13:00:00	1.30945	\$ -1.54
531	Sell	23.12.2010 06:00:00	1.31161	0.06	23.12.2010 13:00:00	1.30956	\$ 11.88
533	Buy	24.12.2010 08:00:00	1.31303	0.03	24.12.2010 11:00:00	1.31373	\$ 1.89
532	Sell	24.12.2010 00:00:00	1.31119	0.03	24.12.2010 13:00:00	1.31166	\$ -1.62
534	Sell	24.12.2010 11:00:00	1.31371	0.06	24.12.2010 13:00:00	1.31165	\$ 11.94
535	Sell	24.12.2010 23:00:00	1.31136	0.03	27.12.2010 02:00:00	1.30799	\$ 9.98
536	Buy	27.12.2010 23:00:00	1.31602	0.03	28.12.2010 02:00:00	1.31876	\$ 7.82
537	Sell	28.12.2010 01:00:00	1.3161	0.03	28.12.2010 15:00:00	1.32216	\$ -18.39
539	Sell	28.12.2010 03:00:00	1.32328	0.09	28.12.2010 15:00:00	1.322	\$ 10.89
540	Sell	28.12.2010 14:00:00	1.32663	0.12	28.12.2010 15:00:00	1.322	\$ 54.72
538	Sell	28.12.2010 02:00:00	1.3187	0.06	28.12.2010 15:00:00	1.32201	\$ -20.28
541	Sell	29.12.2010 02:00:00	1.30856	0.03	03.01.2011 04:00:00	1.32826	\$ -58.93
543	Sell	29.12.2010 19:00:00	1.31828	0.09	03.01.2011 04:00:00	1.32824	\$ -89.12
545	Sell	30.12.2010 15:00:00	1.32658	0.15	03.01.2011 04:00:00	1.32836	\$ -26.98
547	Sell	31.12.2010 09:00:00	1.33734	0.21	03.01.2011 04:00:00	1.3284	\$ 186.81
548	Sell	31.12.2010 18:00:00	1.34134	0.24	03.01.2011 04:00:00	1.32837	\$ 310.21
546	Sell	30.12.2010 17:00:00	1.33047	0.18	03.01.2011 04:00:00	1.32837	\$ 37.46
544	Sell	29.12.2010 21:00:00	1.32257	0.12	03.01.2011 04:00:00	1.32825	\$ -67.46
542	Sell	29.12.2010 04:00:00	1.31287	0.06	03.01.2011 04:00:00	1.32834	\$ -92.47
549	Sell	03.01.2011 07:00:00	1.32942	0.03	03.01.2011 10:00:00	1.32752	\$ 5.49
551	Sell	04.01.2011 03:00:00	1.33386	0.03	04.01.2011 08:00:00	1.33477	\$ -2.94
552	Sell	04.01.2011 06:00:00	1.33644	0.06	04.01.2011 08:00:00	1.33479	\$ 9.48
550	Buy	03.01.2011 22:00:00	1.3364	0.03	04.01.2011 12:00:00	1.33992	\$ 10.16
553	Sell	04.01.2011 23:00:00	1.3296	0.03	05.01.2011 04:00:00	1.32695	\$ 7.82
554	Sell	05.01.2011 09:00:00	1.3273	0.03	05.01.2011 11:00:00	1.3257	\$ 4.59
555	Buy	06.01.2011 05:00:00	1.31328	0.03	06.01.2011 06:00:00	1.31424	\$ 2.67

556	Sell	07.01.2011 00:00:00	1.30017	0.03	07.01.2011 02:00:00	1.298	\$ 6.3
557	Buy	10.01.2011 03:00:00	1.29042	0.03	10.01.2011 04:00:00	1.2913	\$ 2.43
558	Sell	10.01.2011 07:00:00	1.29059	0.03	10.01.2011 08:00:00	1.2898	\$ 2.16
559	Buy	10.01.2011 10:00:00	1.28961	0.03	10.01.2011 11:00:00	1.29007	\$ 1.17
560	Buy	13.01.2011 01:00:00	1.31294	0.03	13.01.2011 10:00:00	1.31307	\$ 0.18
561	Buy	13.01.2011 05:00:00	1.31035	0.06	13.01.2011 10:00:00	1.31302	\$ 15.6
562	Buy	14.01.2011 03:00:00	1.33458	0.03	14.01.2011 09:00:00	1.33592	\$ 3.81
563	Buy	14.01.2011 23:00:00	1.33733	0.03	17.01.2011 00:00:00	1.33809	\$ 1.88
564	Sell	17.01.2011 02:00:00	1.33786	0.03	17.01.2011 03:00:00	1.33607	\$ 5.16
565	Buy	17.01.2011 09:00:00	1.33	0.03	17.01.2011 13:00:00	1.32881	\$ -3.78
566	Buy	17.01.2011 11:00:00	1.32742	0.06	17.01.2011 13:00:00	1.32887	\$ 8.28
567	Buy	17.01.2011 23:00:00	1.32867	0.03	18.01.2011 00:00:00	1.32929	\$ 1.46
568	Buy	19.01.2011 01:00:00	1.33859	0.03	19.01.2011 03:00:00	1.33967	\$ 3.03
569	Sell	19.01.2011 05:00:00	1.34396	0.03	19.01.2011 20:00:00	1.34802	\$ -12.39
571	Sell	19.01.2011 15:00:00	1.35162	0.09	19.01.2011 20:00:00	1.3481	\$ 31.05
570	Sell	19.01.2011 08:00:00	1.34731	0.06	19.01.2011 20:00:00	1.34793	\$ -4.14
572	Sell	20.01.2011 01:00:00	1.34559	0.03	20.01.2011 03:00:00	1.34435	\$ 3.51
573	Buy	21.01.2011 01:00:00	1.34654	0.03	21.01.2011 05:00:00	1.34882	\$ 6.63
574	Sell	24.01.2011 01:00:00	1.3606	0.03	24.01.2011 03:00:00	1.35934	\$ 3.57
575	Sell	24.01.2011 06:00:00	1.35967	0.03	24.01.2011 10:00:00	1.35882	\$ 2.34
576	Buy	26.01.2011 01:00:00	1.36797	0.03	26.01.2011 07:00:00	1.36919	\$ 3.45
577	Buy	27.01.2011 05:00:00	1.37048	0.03	27.01.2011 09:00:00	1.37117	\$ 1.86
579	Sell	28.01.2011 09:00:00	1.3711	0.03	28.01.2011 10:00:00	1.37027	\$ 2.28
578	Buy	28.01.2011 05:00:00	1.37098	0.03	28.01.2011 12:00:00	1.37241	\$ 4.08
580	Buy	31.01.2011 04:00:00	1.35909	0.03	31.01.2011 05:00:00	1.36068	\$ 4.56
581	Buy	31.01.2011 08:00:00	1.36159	0.03	31.01.2011 10:00:00	1.36224	\$ 1.74
582	Sell	01.02.2011 07:00:00	1.3727	0.03	01.02.2011 11:00:00	1.37151	\$ 3.36
583	Sell	01.02.2011 23:00:00	1.38294	0.03	02.02.2011 08:00:00	1.38411	\$ -3.64
584	Sell	02.02.2011 06:00:00	1.38565	0.06	02.02.2011 08:00:00	1.38422	\$ 8.16
585	Buy	03.02.2011 01:00:00	1.38058	0.03	03.02.2011 02:00:00	1.38159	\$ 2.82
586	Sell	03.02.2011 03:00:00	1.38065	0.03	03.02.2011 06:00:00	1.37933	\$ 3.75
588	Sell	03.02.2011 08:00:00	1.37966	0.03	03.02.2011 12:00:00	1.37799	\$ 4.8
595	Sell	07.02.2011 02:00:00	1.35725	0.03	07.02.2011 10:00:00	1.3586	\$ -4.26
596	Sell	07.02.2011 05:00:00	1.362	0.06	07.02.2011 10:00:00	1.35857	\$ 20.16
598	Sell	08.02.2011 02:00:00	1.35926	0.03	08.02.2011 03:00:00	1.35829	\$ 2.7
587	Buy	03.02.2011 04:00:00	1.38078	0.03	08.02.2011 08:00:00	1.36221	\$ -56.48
590	Buy	03.02.2011 15:01:00	1.37559	0.09	08.02.2011 08:00:00	1.36234	\$ -121.57
592	Buy	03.02.2011 18:00:00	1.36318	0.15	08.02.2011 08:00:00	1.36224	\$ -17.96
594	Buy	04.02.2011 17:00:00	1.35539	0.21	08.02.2011 08:00:00	1.36235	\$ 142.06
597	Buy	07.02.2011 16:00:00	1.35202	0.24	08.02.2011 08:00:00	1.36232	\$ 244.02
593	Buy	04.02.2011 16:00:00	1.35822	0.18	08.02.2011 08:00:00	1.36218	\$ 67.77
591	Buy	03.02.2011 16:00:00	1.3666	0.12	08.02.2011 08:00:00	1.36234	\$ -54.21
589	Buy	03.02.2011 12:00:00	1.37799	0.06	08.02.2011 08:00:00	1.36238	\$ -95.2
599	Sell	08.02.2011 23:00:00	1.36328	0.03	09.02.2011 00:00:00	1.36258	\$ 1.97
602	Buy	09.02.2011 07:00:00	1.36422	0.03	09.02.2011 09:00:00	1.36502	\$ 2.19
600	Sell	09.02.2011 02:00:00	1.36244	0.03	09.02.2011 13:00:00	1.36177	\$ 1.8
601	Sell	09.02.2011 06:00:00	1.36486	0.06	09.02.2011 13:00:00	1.36174	\$ 18.3
603	Buy	11.02.2011 00:00:00	1.36053	0.03	11.02.2011 03:00:00	1.36163	\$ 3.09
604	Sell	11.02.2011 09:00:00	1.35629	0.03	11.02.2011 11:00:00	1.35396	\$ 6.78
605	Sell	15.02.2011 00:00:00	1.34874	0.03	15.02.2011 02:00:00	1.34804	\$ 1.89
606	Sell	16.02.2011 02:00:00	1.34965	0.03	16.02.2011 13:00:00	1.35239	\$ -8.43
608	Sell	16.02.2011 09:00:00	1.3563	0.09	16.02.2011 13:00:00	1.35232	\$ 35.19
607	Sell	16.02.2011 04:00:00	1.35217	0.06	16.02.2011 13:00:00	1.35225	\$ -0.9
610	Sell	17.02.2011 07:00:00	1.35794	0.03	17.02.2011 08:00:00	1.35714	\$ 2.19
609	Buy	17.02.2011 04:00:00	1.3596	0.03	17.02.2011 17:00:00	1.35996	\$ 0.87
611	Buy	17.02.2011 09:00:00	1.3558	0.06	17.02.2011 17:00:00	1.35997	\$ 24.6
612	Sell	17.02.2011 22:00:00	1.36025	0.03	18.02.2011 05:00:00	1.35981	\$ 1.19
613	Buy	21.02.2011 01:00:00	1.36909	0.03	21.02.2011 02:00:00	1.37117	\$ 6.03
614	Buy	21.02.2011 07:00:00	1.36767	0.03	21.02.2011 11:00:00	1.36982	\$ 6.24
615	Buy	22.02.2011 01:00:00	1.36781	0.03	22.02.2011 13:00:00	1.36385	\$ -12.09

617	Buy	22.02.2011 04:00:00	1.36071	0.09	22.02.2011 13:00:00	1.36398	\$ 28.8
618	Buy	22.02.2011 10:00:00	1.3549	0.12	22.02.2011 13:00:00	1.36396	\$ 107.88
616	Buy	22.02.2011 03:00:00	1.36349	0.06	22.02.2011 13:00:00	1.36381	\$ 1.5
619	Buy	23.02.2011 00:00:00	1.36515	0.03	23.02.2011 02:00:00	1.36725	\$ 6.09
620	Buy	23.02.2011 04:00:00	1.36911	0.03	23.02.2011 05:00:00	1.37019	\$ 3.03
621	Sell	23.02.2011 23:00:00	1.37453	0.03	24.02.2011 09:00:00	1.3742	\$ 1.01
622	Sell	24.02.2011 04:00:00	1.37725	0.06	24.02.2011 09:00:00	1.3743	\$ 17.28
623	Sell	24.02.2011 22:00:00	1.3807	0.03	24.02.2011 23:00:00	1.38007	\$ 1.68
624	Sell	25.02.2011 00:00:00	1.3799	0.03	25.02.2011 11:00:00	1.3805	\$ -2.01
625	Sell	25.02.2011 05:00:00	1.38254	0.06	25.02.2011 11:00:00	1.38045	\$ 12.12
626	Sell	28.02.2011 00:00:00	1.37524	0.03	28.02.2011 02:00:00	1.37351	\$ 4.98
627	Sell	28.02.2011 03:00:00	1.3722	0.03	28.02.2011 19:00:00	1.37924	\$ -21.33
629	Sell	28.02.2011 11:00:00	1.37957	0.09	28.02.2011 19:00:00	1.37932	\$ 1.62
631	Sell	28.02.2011 16:00:00	1.38521	0.15	28.02.2011 19:00:00	1.3792	\$ 89.1
630	Sell	28.02.2011 12:00:00	1.38225	0.12	28.02.2011 19:00:00	1.37928	\$ 34.8
628	Sell	28.02.2011 07:00:00	1.37559	0.06	28.02.2011 19:00:00	1.37932	\$ -22.8
632	Sell	01.03.2011 02:00:00	1.38204	0.03	01.03.2011 04:00:00	1.38026	\$ 5.13
637	Buy	03.03.2011 00:00:00	1.38672	0.03	03.03.2011 16:00:00	1.39629	\$ 28.5
641	Buy	08.03.2011 05:00:00	1.39775	0.03	08.03.2011 07:00:00	1.39881	\$ 2.97
633	Sell	02.03.2011 05:00:00	1.37544	0.03	08.03.2011 11:00:00	1.39307	\$ -52.64
635	Sell	02.03.2011 13:00:00	1.38338	0.09	08.03.2011 11:00:00	1.39311	\$ -86.82
638	Sell	03.03.2011 16:00:00	1.39615	0.15	08.03.2011 11:00:00	1.39309	\$ 46
640	Sell	07.03.2011 12:00:00	1.4026	0.21	08.03.2011 11:00:00	1.39305	\$ 199.62
639	Sell	04.03.2011 17:00:00	1.39994	0.18	08.03.2011 11:00:00	1.39306	\$ 123.5
636	Sell	02.03.2011 17:00:00	1.38625	0.12	08.03.2011 11:00:00	1.39293	\$ -79.16
634	Sell	02.03.2011 11:00:00	1.37828	0.06	08.03.2011 11:00:00	1.3931	\$ -88.42
643	Sell	08.03.2011 23:00:00	1.38991	0.03	09.03.2011 03:00:00	1.38806	\$ 5.42
642	Buy	08.03.2011 22:00:00	1.3904	0.03	09.03.2011 14:00:00	1.393	\$ 7.4
644	Buy	09.03.2011 11:00:00	1.38758	0.06	09.03.2011 14:00:00	1.39306	\$ 32.46
647	Buy	11.03.2011 08:00:00	1.38243	0.03	11.03.2011 11:00:00	1.38321	\$ 2.13
645	Sell	10.03.2011 23:00:00	1.37891	0.03	11.03.2011 13:00:00	1.37723	\$ 4.91
646	Sell	11.03.2011 03:00:00	1.38159	0.06	11.03.2011 13:00:00	1.37725	\$ 25.62
648	Buy	14.03.2011 11:00:00	1.39389	0.03	14.03.2011 13:00:00	1.3953	\$ 4.02
651	Sell	16.03.2011 06:00:00	1.39622	0.03	16.03.2011 14:00:00	1.39333	\$ 8.46
649	Buy	16.03.2011 01:00:00	1.39992	0.03	16.03.2011 16:00:00	1.39667	\$ -9.96
652	Buy	16.03.2011 14:00:00	1.39333	0.09	16.03.2011 16:00:00	1.39652	\$ 28.08
650	Buy	16.03.2011 02:00:00	1.3972	0.06	16.03.2011 16:00:00	1.39652	\$ -4.5
653	Sell	17.03.2011 00:00:00	1.38973	0.03	17.03.2011 03:00:00	1.3885	\$ 3.48
654	Sell	17.03.2011 01:00:00	1.39283	0.06	17.03.2011 03:00:00	1.38849	\$ 25.62
655	Buy	17.03.2011 07:00:00	1.39212	0.03	17.03.2011 11:00:00	1.39558	\$ 10.17
656	Buy	18.03.2011 23:00:00	1.41685	0.03	21.03.2011 00:00:00	1.41927	\$ 6.86
657	Sell	21.03.2011 01:00:00	1.41771	0.03	21.03.2011 03:00:00	1.41703	\$ 1.83
658	Sell	22.03.2011 11:00:00	1.4233	0.03	22.03.2011 13:00:00	1.42269	\$ 1.62
659	Sell	23.03.2011 02:00:00	1.41885	0.03	23.03.2011 03:00:00	1.41691	\$ 5.61
660	Sell	24.03.2011 02:00:00	1.41003	0.03	24.03.2011 05:00:00	1.40852	\$ 4.32
661	Sell	25.03.2011 10:00:00	1.41898	0.03	25.03.2011 12:00:00	1.41484	\$ 12.21
662	Sell	28.03.2011 10:00:00	1.40559	0.03	28.03.2011 15:00:00	1.40378	\$ 5.22
663	Buy	28.03.2011 23:00:00	1.40936	0.03	29.03.2011 09:00:00	1.41158	\$ 6.26
664	Sell	29.03.2011 02:00:00	1.40754	0.03	29.03.2011 13:00:00	1.41188	\$ -13.23
666	Sell	29.03.2011 12:00:00	1.41462	0.09	29.03.2011 13:00:00	1.41173	\$ 25.38
665	Sell	29.03.2011 09:00:00	1.41158	0.06	29.03.2011 13:00:00	1.41175	\$ -1.44
667	Buy	31.03.2011 02:00:00	1.41215	0.03	31.03.2011 03:00:00	1.41276	\$ 1.62
668	Sell	01.04.2011 05:00:00	1.41607	0.03	01.04.2011 11:00:00	1.41552	\$ 1.44
669	Sell	04.04.2011 03:00:00	1.42338	0.03	04.04.2011 05:00:00	1.42199	\$ 3.96
670	Buy	04.04.2011 04:00:00	1.42448	0.03	04.04.2011 16:00:00	1.4239	\$ -1.95
671	Buy	04.04.2011 05:00:00	1.42248	0.06	04.04.2011 16:00:00	1.42383	\$ 7.68
672	Sell	04.04.2011 23:00:00	1.4215	0.03	05.04.2011 03:00:00	1.42065	\$ 2.42
673	Sell	06.04.2011 23:00:00	1.43312	0.03	07.04.2011 03:00:00	1.43251	\$ 1.85
674	Sell	07.04.2011 04:00:00	1.4316	0.03	07.04.2011 06:00:00	1.43053	\$ 3
675	Buy	08.04.2011 03:00:00	1.42977	0.03	08.04.2011 04:00:00	1.43109	\$ 3.75

677	Buy	08.04.2011 16:00:00	1.44212	0.03	08.04.2011 17:00:00	1.44386	\$ 5.01
676	Sell	08.04.2011 15:00:00	1.44099	0.03	08.04.2011 20:00:00	1.44215	\$ -3.69
678	Sell	08.04.2011 17:00:00	1.444	0.06	08.04.2011 20:00:00	1.44209	\$ 11.04
679	Buy	08.04.2011 22:00:00	1.44353	0.03	08.04.2011 23:00:00	1.44553	\$ 5.79
680	Sell	11.04.2011 11:00:00	1.4461	0.03	11.04.2011 15:00:00	1.44398	\$ 6.15
681	Sell	12.04.2011 03:00:00	1.44221	0.03	12.04.2011 04:00:00	1.44143	\$ 2.13
682	Buy	12.04.2011 23:00:00	1.44772	0.03	13.04.2011 10:00:00	1.45095	\$ 9.29
683	Sell	15.04.2011 01:00:00	1.44855	0.03	15.04.2011 06:00:00	1.44704	\$ 4.32
684	Sell	18.04.2011 04:00:00	1.437	0.03	18.04.2011 11:00:00	1.43395	\$ 8.94
685	Buy	18.04.2011 09:00:00	1.43724	0.03	19.04.2011 13:00:00	1.42799	\$ -28.15
687	Buy	18.04.2011 14:00:00	1.42957	0.09	19.04.2011 13:00:00	1.42809	\$ -14.51
689	Buy	18.04.2011 18:00:00	1.4205	0.15	19.04.2011 13:00:00	1.42812	\$ 112.31
688	Buy	18.04.2011 16:00:00	1.42697	0.12	19.04.2011 13:00:00	1.42801	\$ 10.89
686	Buy	18.04.2011 11:00:00	1.43402	0.06	19.04.2011 13:00:00	1.42805	\$ -36.62
690	Buy	20.04.2011 04:00:00	1.43646	0.03	20.04.2011 05:00:00	1.43934	\$ 8.43
691	Sell	21.04.2011 00:00:00	1.452	0.03	21.04.2011 02:00:00	1.4514	\$ 1.59
692	Sell	21.04.2011 23:00:00	1.45562	0.03	22.04.2011 05:00:00	1.45504	\$ 1.61
693	Sell	22.04.2011 06:00:00	1.45529	0.03	22.04.2011 11:00:00	1.45603	\$ -2.43
694	Sell	22.04.2011 09:00:00	1.45806	0.06	22.04.2011 11:00:00	1.45612	\$ 11.22
695	Buy	22.04.2011 17:00:00	1.45523	0.03	25.04.2011 01:00:00	1.45608	\$ 2.15
696	Buy	26.04.2011 02:00:00	1.45783	0.03	26.04.2011 10:00:00	1.45616	\$ -5.22
698	Buy	26.04.2011 04:00:00	1.45078	0.09	26.04.2011 10:00:00	1.45632	\$ 49.23
697	Buy	26.04.2011 03:00:00	1.45522	0.06	26.04.2011 10:00:00	1.45628	\$ 5.94
699	Sell	27.04.2011 13:00:00	1.46706	0.03	27.04.2011 16:00:00	1.46627	\$ 2.16
700	Sell	28.04.2011 11:00:00	1.48346	0.03	28.04.2011 14:00:00	1.48169	\$ 5.1
701	Sell	29.04.2011 02:00:00	1.48415	0.03	29.04.2011 04:00:00	1.48234	\$ 5.22
702	Buy	29.04.2011 11:00:00	1.48397	0.03	29.04.2011 12:00:00	1.4857	\$ 4.98
703	Buy	02.05.2011 15:00:00	1.48371	0.03	02.05.2011 16:00:00	1.48449	\$ 2.13
704	Sell	02.05.2011 17:00:00	1.48375	0.03	02.05.2011 22:00:00	1.48483	\$ -3.45
705	Sell	02.05.2011 18:00:00	1.48902	0.06	02.05.2011 22:00:00	1.4847	\$ 25.5
706	Sell	03.05.2011 00:00:00	1.48296	0.03	03.05.2011 01:00:00	1.48235	\$ 1.62
707	Buy	04.05.2011 00:00:00	1.48272	0.03	04.05.2011 03:00:00	1.48371	\$ 2.76
708	Sell	04.05.2011 05:00:00	1.47802	0.03	04.05.2011 20:00:00	1.48481	\$ -20.58
710	Sell	04.05.2011 11:00:00	1.48484	0.09	04.05.2011 20:00:00	1.4849	\$ -1.17
711	Sell	04.05.2011 16:00:00	1.4919	0.12	04.05.2011 20:00:00	1.4848	\$ 84.36
709	Sell	04.05.2011 09:00:00	1.48083	0.06	04.05.2011 20:00:00	1.4848	\$ -24.24
712	Buy	05.05.2011 00:00:00	1.4829	0.03	05.05.2011 04:00:00	1.48416	\$ 3.57
713	Sell	06.05.2011 02:00:00	1.45409	0.03	06.05.2011 07:00:00	1.45423	\$ -0.63
714	Sell	06.05.2011 05:00:00	1.45784	0.06	06.05.2011 07:00:00	1.4541	\$ 22.02
715	Buy	09.05.2011 05:00:00	1.44012	0.03	09.05.2011 11:00:00	1.44328	\$ 9.27
716	Sell	09.05.2011 23:00:00	1.43522	0.03	10.05.2011 04:00:00	1.43328	\$ 5.69
717	Buy	11.05.2011 03:00:00	1.44011	0.03	11.05.2011 05:00:00	1.4409	\$ 2.16
718	Buy	12.05.2011 05:00:00	1.4213	0.03	12.05.2011 06:00:00	1.42317	\$ 5.4
719	Buy	12.05.2011 10:00:00	1.42014	0.03	12.05.2011 11:00:00	1.42252	\$ 6.93
720	Sell	12.05.2011 23:00:00	1.42386	0.03	13.05.2011 03:00:00	1.42308	\$ 2.21
722	Sell	13.05.2011 06:00:00	1.42069	0.03	13.05.2011 07:00:00	1.42002	\$ 1.8
721	Buy	13.05.2011 04:00:00	1.42183	0.03	13.05.2011 09:00:00	1.42368	\$ 5.34
723	Buy	16.05.2011 00:00:00	1.40898	0.03	16.05.2011 09:00:00	1.40963	\$ 1.74
724	Sell	16.05.2011 04:00:00	1.4065	0.03	16.05.2011 13:00:00	1.4109	\$ -13.41
726	Sell	16.05.2011 10:00:00	1.41175	0.09	16.05.2011 13:00:00	1.4109	\$ 7.02
727	Sell	16.05.2011 11:00:00	1.41422	0.12	16.05.2011 13:00:00	1.41086	\$ 39.48
725	Sell	16.05.2011 06:00:00	1.40927	0.06	16.05.2011 13:00:00	1.41091	\$ -10.26
728	Sell	17.05.2011 05:00:00	1.41416	0.03	17.05.2011 15:00:00	1.41691	\$ -8.46
730	Sell	17.05.2011 14:00:00	1.42023	0.09	17.05.2011 15:00:00	1.4169	\$ 29.34
729	Sell	17.05.2011 08:00:00	1.41686	0.06	17.05.2011 15:00:00	1.41693	\$ -0.84
731	Buy	18.05.2011 02:00:00	1.42685	0.03	18.05.2011 07:00:00	1.42757	\$ 1.95
732	Sell	18.05.2011 05:00:00	1.4259	0.03	18.05.2011 10:00:00	1.42526	\$ 1.71
733	Sell	20.05.2011 01:00:00	1.4308	0.03	20.05.2011 04:00:00	1.43003	\$ 2.1
734	Sell	20.05.2011 09:00:00	1.43277	0.03	20.05.2011 10:00:00	1.43175	\$ 2.85
735	Buy	23.05.2011 09:00:00	1.40677	0.03	23.05.2011 15:00:00	1.40354	\$ -9.9

737	Buy	23.05.2011 12:00:00	1.3991	0.09	23.05.2011 15:00:00	1.40342	\$ 38.25
736	Buy	23.05.2011 10:00:00	1.40262	0.06	23.05.2011 15:00:00	1.40337	\$ 4.08
738	Buy	24.05.2011 00:00:00	1.40481	0.03	24.05.2011 04:00:00	1.40468	\$ -0.6
739	Buy	24.05.2011 03:00:00	1.40145	0.06	24.05.2011 04:00:00	1.40483	\$ 19.86
741	Sell	25.05.2011 02:00:00	1.40986	0.03	25.05.2011 03:00:00	1.40939	\$ 1.2
740	Buy	24.05.2011 23:00:00	1.41091	0.03	25.05.2011 13:00:00	1.40738	\$ -10.99
743	Buy	25.05.2011 09:00:00	1.40359	0.09	25.05.2011 13:00:00	1.40744	\$ 34.02
742	Buy	25.05.2011 04:00:00	1.40739	0.06	25.05.2011 13:00:00	1.40738	\$ -0.48
744	Buy	26.05.2011 04:00:00	1.41438	0.03	26.05.2011 05:00:00	1.41652	\$ 6.21
745	Sell	27.05.2011 03:00:00	1.41446	0.03	27.05.2011 12:00:00	1.42082	\$ -19.29
747	Sell	27.05.2011 07:00:00	1.42614	0.09	27.05.2011 12:00:00	1.42089	\$ 46.62
746	Sell	27.05.2011 05:00:00	1.41835	0.06	27.05.2011 12:00:00	1.42091	\$ -15.78
748	Sell	30.05.2011 00:00:00	1.43194	0.03	30.05.2011 01:00:00	1.4313	\$ 1.71
750	Sell	30.05.2011 14:00:00	1.42843	0.03	30.05.2011 16:00:00	1.42779	\$ 1.71
749	Buy	30.05.2011 07:00:00	1.42885	0.03	31.05.2011 02:00:00	1.43182	\$ 8.51
756	Buy	01.06.2011 03:00:00	1.4426	0.03	01.06.2011 08:00:00	1.44322	\$ 1.65
751	Sell	30.05.2011 21:00:00	1.42796	0.03	01.06.2011 22:00:00	1.4372	\$ -27.78
753	Sell	31.05.2011 04:00:00	1.43752	0.09	01.06.2011 22:00:00	1.43719	\$ 2.57
755	Sell	01.06.2011 02:00:00	1.44255	0.15	01.06.2011 22:00:00	1.43718	\$ 79.5
754	Sell	31.05.2011 05:00:00	1.44008	0.12	01.06.2011 22:00:00	1.43717	\$ 34.39
752	Sell	31.05.2011 02:00:00	1.43179	0.06	01.06.2011 22:00:00	1.43728	\$ -33.21
757	Buy	02.06.2011 07:00:00	1.43579	0.03	02.06.2011 08:00:00	1.43662	\$ 2.28
758	Buy	02.06.2011 09:00:00	1.43647	0.03	02.06.2011 10:00:00	1.43755	\$ 3.03
759	Sell	06.06.2011 09:00:00	1.46452	0.03	06.06.2011 11:00:00	1.46212	\$ 6.99
760	Buy	07.06.2011 06:00:00	1.45874	0.03	07.06.2011 07:00:00	1.46001	\$ 3.6
761	Sell	08.06.2011 02:00:00	1.4686	0.03	08.06.2011 04:00:00	1.46717	\$ 4.08
762	Buy	09.06.2011 00:00:00	1.45852	0.03	09.06.2011 02:00:00	1.46003	\$ 4.32
763	Buy	09.06.2011 10:00:00	1.46225	0.03	09.06.2011 11:00:00	1.46311	\$ 2.37
764	Sell	10.06.2011 02:00:00	1.4513	0.03	10.06.2011 08:00:00	1.44873	\$ 7.5
765	Buy	10.06.2011 04:00:00	1.45368	0.03	13.06.2011 22:00:00	1.44114	\$ -38.02
767	Buy	10.06.2011 11:00:00	1.44587	0.09	13.06.2011 22:00:00	1.44117	\$ -43.49
769	Buy	10.06.2011 18:00:00	1.43579	0.15	13.06.2011 22:00:00	1.4411	\$ 77.66
770	Buy	13.06.2011 00:00:00	1.43268	0.18	13.06.2011 22:00:00	1.44121	\$ 152.28
768	Buy	10.06.2011 17:00:00	1.44092	0.12	13.06.2011 22:00:00	1.44114	\$ 1.05
766	Buy	10.06.2011 08:00:00	1.44868	0.06	13.06.2011 22:00:00	1.44102	\$ -46.76
771	Buy	14.06.2011 02:00:00	1.44164	0.03	14.06.2011 06:00:00	1.44217	\$ 1.38
772	Buy	14.06.2011 04:00:00	1.43837	0.06	14.06.2011 06:00:00	1.4422	\$ 22.56
773	Sell	15.06.2011 01:00:00	1.44432	0.03	15.06.2011 03:00:00	1.44344	\$ 2.43
774	Sell	15.06.2011 04:00:00	1.44219	0.03	15.06.2011 05:00:00	1.44133	\$ 2.37
775	Sell	15.06.2011 08:00:00	1.44152	0.03	15.06.2011 10:00:00	1.43797	\$ 10.44
776	Sell	16.06.2011 21:00:00	1.41446	0.03	16.06.2011 22:00:00	1.41393	\$ 1.38
777	Buy	17.06.2011 04:00:00	1.4206	0.03	17.06.2011 10:00:00	1.41725	\$ -10.26
779	Buy	17.06.2011 08:00:00	1.41475	0.09	17.06.2011 10:00:00	1.41741	\$ 23.31
778	Buy	17.06.2011 06:00:00	1.41773	0.06	17.06.2011 10:00:00	1.41742	\$ -2.28
780	Sell	17.06.2011 23:00:00	1.43058	0.03	20.06.2011 00:00:00	1.42783	\$ 8.12
781	Buy	20.06.2011 02:00:00	1.42841	0.03	20.06.2011 05:00:00	1.42749	\$ -2.97
782	Buy	20.06.2011 03:00:00	1.42585	0.06	20.06.2011 05:00:00	1.42746	\$ 9.24
783	Sell	20.06.2011 09:00:00	1.4229	0.03	20.06.2011 10:00:00	1.42103	\$ 5.4
784	Buy	20.06.2011 23:00:00	1.43004	0.03	21.06.2011 01:00:00	1.43083	\$ 1.97
785	Sell	21.06.2011 00:00:00	1.43036	0.03	21.06.2011 06:00:00	1.43321	\$ -8.76
786	Sell	21.06.2011 03:00:00	1.43607	0.06	21.06.2011 06:00:00	1.43314	\$ 17.16
787	Sell	23.06.2011 07:00:00	1.43037	0.03	23.06.2011 09:00:00	1.42981	\$ 1.47
788	Buy	24.06.2011 06:00:00	1.42527	0.03	24.06.2011 07:00:00	1.42583	\$ 1.47
789	Buy	27.06.2011 02:00:00	1.41723	0.03	27.06.2011 12:00:00	1.41851	\$ 3.63
790	Buy	27.06.2011 04:00:00	1.41167	0.06	27.06.2011 12:00:00	1.41849	\$ 40.5
792	Buy	28.06.2011 23:00:00	1.4364	0.03	29.06.2011 00:00:00	1.43687	\$ 1.01
791	Sell	28.06.2011 22:00:00	1.4362	0.03	29.06.2011 02:00:00	1.43579	\$ 1.1
793	Sell	29.06.2011 03:00:00	1.43578	0.03	29.06.2011 06:00:00	1.4349	\$ 2.43
794	Buy	29.06.2011 04:00:00	1.43567	0.03	29.06.2011 08:00:00	1.43716	\$ 4.26
795	Sell	30.06.2011 04:00:00	1.44704	0.03	30.06.2011 13:00:00	1.44684	\$ 0.39

796	Sell	30.06.2011 06:00:00	1.4497	0.06	30.06.2011 13:00:00	1.44698	\$ 15.9
797	Sell	01.07.2011 04:00:00	1.44799	0.03	01.07.2011 13:00:00	1.44974	\$ -5.46
798	Sell	01.07.2011 08:00:00	1.45142	0.06	01.07.2011 13:00:00	1.44962	\$ 10.38
799	Buy	04.07.2011 02:00:00	1.454	0.03	04.07.2011 03:00:00	1.45624	\$ 6.51
800	Sell	04.07.2011 04:00:00	1.45561	0.03	04.07.2011 05:00:00	1.45484	\$ 2.1
801	Sell	04.07.2011 20:00:00	1.45282	0.03	05.07.2011 05:00:00	1.44825	\$ 13.58
807	Sell	07.07.2011 00:00:00	1.43178	0.03	07.07.2011 11:00:00	1.42958	\$ 6.39
802	Buy	06.07.2011 06:00:00	1.44563	0.03	07.07.2011 18:00:00	1.43658	\$ -27.92
804	Buy	06.07.2011 11:00:00	1.43758	0.09	07.07.2011 18:00:00	1.43664	\$ -10.78
806	Buy	06.07.2011 18:00:00	1.43054	0.15	07.07.2011 18:00:00	1.43653	\$ 85.99
808	Buy	07.07.2011 15:00:00	1.42565	0.18	07.07.2011 18:00:00	1.43668	\$ 197.28
805	Buy	06.07.2011 14:00:00	1.43363	0.12	07.07.2011 18:00:00	1.43668	\$ 33.51
803	Buy	06.07.2011 10:00:00	1.44237	0.06	07.07.2011 18:00:00	1.43667	\$ -35.75
810	Sell	08.07.2011 05:00:00	1.43586	0.03	08.07.2011 06:00:00	1.43529	\$ 1.5
809	Buy	08.07.2011 01:00:00	1.43586	0.03	08.07.2011 16:00:00	1.4315	\$ -13.29
812	Buy	08.07.2011 13:00:00	1.42455	0.09	08.07.2011 16:00:00	1.4315	\$ 61.92
811	Buy	08.07.2011 11:00:00	1.43191	0.06	08.07.2011 16:00:00	1.43138	\$ -3.6
813	Sell	11.07.2011 03:00:00	1.42128	0.03	11.07.2011 04:00:00	1.41993	\$ 3.84
814	Buy	11.07.2011 07:00:00	1.41942	0.03	11.07.2011 09:00:00	1.42026	\$ 2.31
815	Buy	13.07.2011 07:00:00	1.40096	0.03	13.07.2011 11:00:00	1.40477	\$ 11.22
816	Sell	13.07.2011 10:00:00	1.40131	0.03	13.07.2011 14:00:00	1.40669	\$ -16.35
818	Sell	13.07.2011 13:00:00	1.41077	0.09	13.07.2011 14:00:00	1.40662	\$ 36.72
817	Sell	13.07.2011 11:00:00	1.40477	0.06	13.07.2011 14:00:00	1.40664	\$ -11.64
819	Sell	14.07.2011 08:00:00	1.42216	0.03	14.07.2011 09:00:00	1.41953	\$ 7.68
821	Buy	15.07.2011 03:00:00	1.41617	0.03	15.07.2011 04:00:00	1.417	\$ 2.28
820	Sell	15.07.2011 00:00:00	1.41414	0.03	15.07.2011 10:00:00	1.41431	\$ -0.72
822	Sell	15.07.2011 04:00:00	1.41705	0.06	15.07.2011 10:00:00	1.41432	\$ 15.96
823	Sell	15.07.2011 23:00:00	1.41461	0.03	18.07.2011 00:00:00	1.41096	\$ 10.82
824	Sell	18.07.2011 03:00:00	1.41268	0.03	18.07.2011 04:00:00	1.40713	\$ 16.44
825	Sell	18.07.2011 09:00:00	1.40745	0.03	18.07.2011 10:00:00	1.40422	\$ 9.48
826	Buy	19.07.2011 01:00:00	1.4104	0.03	19.07.2011 02:00:00	1.41103	\$ 1.68
827	Buy	19.07.2011 04:00:00	1.41276	0.03	19.07.2011 10:00:00	1.41128	\$ -4.65
828	Buy	19.07.2011 09:00:00	1.40787	0.06	19.07.2011 10:00:00	1.4113	\$ 20.16
829	Sell	20.07.2011 00:00:00	1.41522	0.03	20.07.2011 09:00:00	1.41432	\$ 2.49
830	Buy	20.07.2011 05:00:00	1.41612	0.03	20.07.2011 10:00:00	1.41917	\$ 8.94
831	Buy	20.07.2011 23:00:00	1.4225	0.03	21.07.2011 02:00:00	1.42683	\$ 12.22
832	Sell	21.07.2011 08:00:00	1.42646	0.03	21.07.2011 11:00:00	1.42422	\$ 6.51
833	Sell	22.07.2011 22:00:00	1.43666	0.03	25.07.2011 03:00:00	1.43667	\$ -0.16
834	Sell	25.07.2011 01:00:00	1.44021	0.06	25.07.2011 03:00:00	1.43669	\$ 20.7
835	Buy	25.07.2011 02:00:00	1.43883	0.03	25.07.2011 05:00:00	1.44013	\$ 3.69
836	Sell	25.07.2011 07:00:00	1.43786	0.03	25.07.2011 09:00:00	1.43685	\$ 2.82
837	Sell	26.07.2011 00:00:00	1.43782	0.03	26.07.2011 02:00:00	1.43702	\$ 2.19
838	Buy	26.07.2011 03:00:00	1.43745	0.03	26.07.2011 04:00:00	1.43912	\$ 4.8
839	Buy	26.07.2011 18:00:00	1.44863	0.03	26.07.2011 19:00:00	1.44951	\$ 2.43
840	Sell	27.07.2011 04:00:00	1.45284	0.03	27.07.2011 05:00:00	1.45027	\$ 7.5
842	Sell	28.07.2011 04:00:00	1.43701	0.03	28.07.2011 05:00:00	1.43519	\$ 5.25
841	Buy	28.07.2011 00:00:00	1.43701	0.03	28.07.2011 20:00:00	1.43077	\$ -18.93
844	Buy	28.07.2011 16:00:00	1.4276	0.09	28.07.2011 20:00:00	1.43084	\$ 28.53
843	Buy	28.07.2011 13:00:00	1.43005	0.06	28.07.2011 20:00:00	1.43071	\$ 3.54
845	Buy	29.07.2011 02:00:00	1.43343	0.03	29.07.2011 06:00:00	1.43241	\$ -3.27
846	Buy	29.07.2011 05:00:00	1.4306	0.06	29.07.2011 06:00:00	1.4324	\$ 10.38
847	Sell	01.08.2011 02:00:00	1.43632	0.03	01.08.2011 03:00:00	1.43547	\$ 2.34
848	Buy	01.08.2011 06:00:00	1.43843	0.03	01.08.2011 08:00:00	1.4392	\$ 2.1
849	Buy	02.08.2011 04:00:00	1.42777	0.03	02.08.2011 17:00:00	1.42681	\$ -3.09
851	Buy	02.08.2011 10:00:00	1.41873	0.09	02.08.2011 17:00:00	1.42671	\$ 71.19
850	Buy	02.08.2011 07:00:00	1.42485	0.06	02.08.2011 17:00:00	1.42676	\$ 11.04
852	Sell	03.08.2011 02:00:00	1.41754	0.03	04.08.2011 08:00:00	1.42802	\$ -31.42
854	Sell	03.08.2011 11:00:00	1.42412	0.09	04.08.2011 08:00:00	1.42801	\$ -34.95
856	Sell	03.08.2011 13:00:00	1.43221	0.15	04.08.2011 08:00:00	1.42797	\$ 63.7
857	Sell	04.08.2011 01:00:00	1.43641	0.18	04.08.2011 08:00:00	1.42798	\$ 150.48

855	Sell	03.08.2011 12:00:00	1.427	0.12	04.08.2011 08:00:00	1.42798	\$ -11.68
853	Sell	03.08.2011 07:00:00	1.42014	0.06	04.08.2011 08:00:00	1.42787	\$ -46.34
858	Sell	05.08.2011 00:00:00	1.4088	0.03	05.08.2011 02:00:00	1.40638	\$ 7.05
859	Buy	05.08.2011 01:00:00	1.40926	0.03	05.08.2011 04:00:00	1.4093	\$ -0.09
860	Buy	05.08.2011 02:00:00	1.4065	0.06	05.08.2011 04:00:00	1.40922	\$ 15.9
861	Sell	08.08.2011 06:00:00	1.43245	0.03	08.08.2011 07:00:00	1.43187	\$ 1.53
862	Sell	08.08.2011 09:00:00	1.43385	0.03	08.08.2011 13:00:00	1.42585	\$ 23.79
863	Sell	08.08.2011 23:00:00	1.42092	0.03	09.08.2011 00:00:00	1.41799	\$ 8.66
864	Buy	09.08.2011 06:00:00	1.42271	0.03	09.08.2011 10:00:00	1.42708	\$ 12.9
865	Buy	09.08.2011 21:00:00	1.4223	0.03	09.08.2011 23:00:00	1.43348	\$ 33.33
866	Sell	12.08.2011 00:00:00	1.42399	0.03	12.08.2011 02:00:00	1.42265	\$ 3.81
867	Sell	12.08.2011 03:00:00	1.4215	0.03	12.08.2011 04:00:00	1.41967	\$ 5.28
868	Sell	12.08.2011 05:00:00	1.41892	0.03	12.08.2011 07:00:00	1.41832	\$ 1.59
869	Buy	15.08.2011 01:00:00	1.4267	0.03	15.08.2011 03:00:00	1.4284	\$ 4.89
870	Sell	16.08.2011 00:00:00	1.44435	0.03	16.08.2011 02:00:00	1.44339	\$ 2.67
872	Sell	17.08.2011 03:00:00	1.43806	0.03	17.08.2011 05:00:00	1.43699	\$ 3
871	Buy	17.08.2011 01:00:00	1.44007	0.03	17.08.2011 06:00:00	1.4391	\$ -3.12
873	Buy	17.08.2011 04:00:00	1.43747	0.06	17.08.2011 06:00:00	1.43918	\$ 9.84
875	Sell	18.08.2011 02:00:00	1.44277	0.03	18.08.2011 04:00:00	1.44139	\$ 3.93
876	Sell	18.08.2011 05:00:00	1.44023	0.03	18.08.2011 06:00:00	1.43966	\$ 1.5
874	Buy	18.08.2011 00:00:00	1.44279	0.03	18.08.2011 12:00:00	1.44194	\$ -2.76
877	Buy	18.08.2011 05:01:00	1.44006	0.06	18.08.2011 12:00:00	1.44195	\$ 10.92
878	Buy	19.08.2011 01:00:00	1.43243	0.03	19.08.2011 05:00:00	1.43155	\$ -2.85
879	Buy	19.08.2011 03:00:00	1.42971	0.06	19.08.2011 05:00:00	1.43153	\$ 10.5
880	Sell	19.08.2011 22:00:00	1.43873	0.03	22.08.2011 00:00:00	1.43767	\$ 3.05
881	Sell	22.08.2011 02:00:00	1.43671	0.03	22.08.2011 10:00:00	1.43547	\$ 3.51
882	Sell	22.08.2011 23:00:00	1.43636	0.03	23.08.2011 03:00:00	1.43572	\$ 1.79
883	Sell	24.08.2011 01:00:00	1.4435	0.03	24.08.2011 04:00:00	1.44196	\$ 4.41
885	Sell	25.08.2011 03:00:00	1.44087	0.03	25.08.2011 05:00:00	1.43992	\$ 2.64
884	Buy	24.08.2011 23:00:00	1.44211	0.03	25.08.2011 11:00:00	1.44548	\$ 9.34
886	Buy	26.08.2011 00:00:00	1.43787	0.03	26.08.2011 03:00:00	1.43879	\$ 2.55
887	Buy	26.08.2011 04:00:00	1.44112	0.03	26.08.2011 09:00:00	1.44246	\$ 3.81
888	Buy	29.08.2011 23:00:00	1.45097	0.03	30.08.2011 02:00:00	1.4522	\$ 3.29
890	Buy	30.08.2011 08:00:00	1.45144	0.03	30.08.2011 09:00:00	1.45296	\$ 4.35
889	Sell	30.08.2011 05:00:00	1.45144	0.03	30.08.2011 10:00:00	1.44953	\$ 5.52
891	Buy	31.08.2011 10:00:00	1.44288	0.03	31.08.2011 11:00:00	1.44647	\$ 10.56
892	Sell	01.09.2011 00:00:00	1.43706	0.03	01.09.2011 03:00:00	1.43639	\$ 1.8
893	Sell	01.09.2011 04:00:00	1.43589	0.03	01.09.2011 11:00:00	1.43022	\$ 16.8
894	Sell	02.09.2011 02:00:00	1.42613	0.03	02.09.2011 09:00:00	1.42509	\$ 2.91
901	Sell	05.09.2011 11:00:00	1.41445	0.03	05.09.2011 12:00:00	1.41381	\$ 1.71
904	Sell	06.09.2011 00:00:00	1.40958	0.03	06.09.2011 02:00:00	1.40642	\$ 9.27
905	Sell	06.09.2011 03:00:00	1.40687	0.03	06.09.2011 08:00:00	1.4061	\$ 2.1
895	Buy	02.09.2011 04:00:00	1.42802	0.03	06.09.2011 12:00:00	1.41868	\$ -28.61
897	Buy	02.09.2011 17:00:00	1.4223	0.09	06.09.2011 12:00:00	1.41856	\$ -35.41
899	Buy	05.09.2011 00:00:00	1.41599	0.15	06.09.2011 12:00:00	1.41855	\$ 36.41
902	Buy	05.09.2011 16:01:00	1.41089	0.21	06.09.2011 12:00:00	1.41858	\$ 158.71
906	Buy	06.09.2011 09:00:00	1.40466	0.27	06.09.2011 12:00:00	1.41854	\$ 372.87
903	Buy	05.09.2011 17:00:00	1.40745	0.24	06.09.2011 12:00:00	1.41861	\$ 264.66
900	Buy	05.09.2011 10:00:00	1.41315	0.18	06.09.2011 12:00:00	1.41855	\$ 94.81
898	Buy	02.09.2011 21:00:00	1.41986	0.12	06.09.2011 12:00:00	1.41858	\$ -17.7
896	Buy	02.09.2011 09:00:00	1.42515	0.06	06.09.2011 12:00:00	1.41864	\$ -40.23
907	Buy	07.09.2011 03:00:00	1.40092	0.03	07.09.2011 04:00:00	1.4024	\$ 4.23
908	Sell	07.09.2011 06:00:00	1.40272	0.03	07.09.2011 15:00:00	1.40461	\$ -5.88
909	Sell	07.09.2011 09:00:00	1.40652	0.06	07.09.2011 15:00:00	1.40465	\$ 10.8
910	Sell	08.09.2011 02:00:00	1.4084	0.03	08.09.2011 04:00:00	1.40698	\$ 4.05
911	Sell	09.09.2011 08:00:00	1.39124	0.03	09.09.2011 09:00:00	1.3903	\$ 2.61
912	Buy	12.09.2011 03:00:00	1.35834	0.03	12.09.2011 04:00:00	1.35954	\$ 3.39
913	Buy	12.09.2011 09:00:00	1.35371	0.03	12.09.2011 10:00:00	1.35571	\$ 5.79
914	Buy	13.09.2011 04:00:00	1.36367	0.03	13.09.2011 05:00:00	1.36707	\$ 9.99
915	Buy	13.09.2011 06:00:00	1.36788	0.03	13.09.2011 07:00:00	1.36853	\$ 1.74

916	Sell	14.09.2011 01:00:00	1.36783	0.03	14.09.2011 05:00:00	1.36657	\$ 3.57
917	Buy	15.09.2011 04:00:00	1.37413	0.03	15.09.2011 11:00:00	1.37675	\$ 7.65
918	Buy	15.09.2011 08:00:00	1.37102	0.06	15.09.2011 11:00:00	1.37669	\$ 33.6
926	Sell	20.09.2011 05:00:00	1.36375	0.03	20.09.2011 06:00:00	1.36149	\$ 6.57
919	Buy	16.09.2011 03:00:00	1.38803	0.03	20.09.2011 13:00:00	1.37106	\$ -51.49
921	Buy	16.09.2011 11:00:00	1.37968	0.09	20.09.2011 13:00:00	1.3709	\$ -80.77
923	Buy	19.09.2011 01:00:00	1.36743	0.15	20.09.2011 13:00:00	1.37103	\$ 52.01
925	Buy	19.09.2011 17:00:00	1.36021	0.21	20.09.2011 13:00:00	1.37099	\$ 223.6
924	Buy	19.09.2011 16:00:00	1.3633	0.18	20.09.2011 13:00:00	1.37109	\$ 137.84
922	Buy	19.09.2011 00:00:00	1.36929	0.12	20.09.2011 13:00:00	1.37091	\$ 17.85
920	Buy	16.09.2011 04:00:00	1.38477	0.06	20.09.2011 13:00:00	1.37098	\$ -83.91
927	Sell	20.09.2011 09:00:00	1.36087	0.03	20.09.2011 23:00:00	1.36714	\$ -19.02
929	Sell	20.09.2011 13:00:00	1.37098	0.09	20.09.2011 23:00:00	1.36701	\$ 35.1
928	Sell	20.09.2011 11:00:00	1.36692	0.06	20.09.2011 23:00:00	1.36713	\$ -1.68
930	Sell	21.09.2011 06:00:00	1.37148	0.03	21.09.2011 09:00:00	1.37003	\$ 4.14
931	Sell	22.09.2011 08:00:00	1.3538	0.03	22.09.2011 11:00:00	1.35226	\$ 4.41
932	Buy	23.09.2011 02:00:00	1.34814	0.03	23.09.2011 03:00:00	1.35039	\$ 6.54
933	Buy	23.09.2011 09:00:00	1.34912	0.03	23.09.2011 10:00:00	1.35293	\$ 11.22
934	Buy	27.09.2011 02:00:00	1.35178	0.03	27.09.2011 05:00:00	1.35349	\$ 4.92
935	Buy	27.09.2011 04:00:00	1.34843	0.06	27.09.2011 05:00:00	1.35359	\$ 30.54
936	Buy	27.09.2011 06:00:00	1.35477	0.03	27.09.2011 14:00:00	1.35321	\$ -4.89
937	Buy	27.09.2011 11:00:00	1.35116	0.06	27.09.2011 14:00:00	1.35319	\$ 11.76
938	Buy	28.09.2011 06:00:00	1.35755	0.03	28.09.2011 11:00:00	1.36387	\$ 18.75
939	Sell	28.09.2011 23:00:00	1.35477	0.03	29.09.2011 01:00:00	1.35247	\$ 6.92
940	Sell	30.09.2011 01:00:00	1.3582	0.03	30.09.2011 04:00:00	1.35657	\$ 4.68
943	Sell	03.10.2011 08:00:00	1.33275	0.03	03.10.2011 09:00:00	1.33186	\$ 2.46
941	Buy	03.10.2011 03:00:00	1.33586	0.03	03.10.2011 11:00:00	1.33557	\$ -1.08
942	Buy	03.10.2011 06:04:00	1.33296	0.06	03.10.2011 11:00:00	1.33545	\$ 14.52
944	Sell	04.10.2011 06:00:00	1.3202	0.03	04.10.2011 11:00:00	1.3158	\$ 12.99
945	Buy	05.10.2011 06:00:00	1.32949	0.03	05.10.2011 08:00:00	1.33113	\$ 4.71
947	Sell	06.10.2011 05:00:00	1.33396	0.03	06.10.2011 06:00:00	1.33269	\$ 3.6
946	Buy	06.10.2011 00:00:00	1.33481	0.03	06.10.2011 12:00:00	1.33758	\$ 8.1
948	Sell	06.10.2011 07:00:00	1.333	0.03	06.10.2011 14:00:00	1.33511	\$ -6.54
949	Sell	06.10.2011 12:00:00	1.33741	0.06	06.10.2011 14:00:00	1.33517	\$ 13.02
951	Sell	07.10.2011 02:00:00	1.34278	0.03	07.10.2011 04:00:00	1.34111	\$ 4.8
950	Buy	07.10.2011 01:00:00	1.34293	0.03	07.10.2011 07:00:00	1.34368	\$ 2.04
953	Buy	07.10.2011 10:00:00	1.34392	0.03	07.10.2011 11:00:00	1.3446	\$ 1.83
952	Sell	07.10.2011 08:00:00	1.34255	0.03	07.10.2011 20:00:00	1.33917	\$ 9.93
955	Sell	07.10.2011 19:00:00	1.35104	0.09	07.10.2011 20:00:00	1.33928	\$ 105.21
954	Sell	07.10.2011 16:00:00	1.34826	0.06	07.10.2011 20:00:00	1.33929	\$ 53.4
956	Buy	10.10.2011 09:00:00	1.34718	0.03	10.10.2011 11:00:00	1.3532	\$ 17.85
957	Sell	11.10.2011 03:00:00	1.36264	0.03	11.10.2011 12:00:00	1.35919	\$ 10.14
960	Sell	12.10.2011 01:00:00	1.36499	0.03	12.10.2011 03:00:00	1.36339	\$ 4.59
958	Buy	11.10.2011 23:00:00	1.3681	0.03	12.10.2011 10:00:00	1.36627	\$ -5.89
961	Buy	12.10.2011 04:00:00	1.36114	0.09	12.10.2011 10:00:00	1.36632	\$ 45.99
959	Buy	12.10.2011 00:00:00	1.36397	0.06	12.10.2011 10:00:00	1.36621	\$ 13.02
962	Sell	12.10.2011 05:00:00	1.35987	0.03	13.10.2011 12:00:00	1.37348	\$ -40.81
964	Sell	12.10.2011 10:00:00	1.36634	0.09	13.10.2011 12:00:00	1.37351	\$ -64.47
966	Sell	12.10.2011 13:00:00	1.37965	0.15	13.10.2011 12:00:00	1.3736	\$ 90.85
967	Sell	12.10.2011 21:00:00	1.3824	0.18	13.10.2011 12:00:00	1.3736	\$ 158.52
965	Sell	12.10.2011 12:00:00	1.37661	0.12	13.10.2011 12:00:00	1.37352	\$ 37.16
963	Sell	12.10.2011 09:00:00	1.36321	0.06	13.10.2011 12:00:00	1.37361	\$ -62.36
968	Sell	14.10.2011 02:00:00	1.37346	0.03	14.10.2011 04:00:00	1.37236	\$ 3.09
970	Sell	17.10.2011 02:00:00	1.38782	0.03	17.10.2011 04:00:00	1.38628	\$ 4.41
969	Buy	14.10.2011 22:00:00	1.38772	0.03	17.10.2011 10:00:00	1.3868	\$ -3.16
971	Buy	17.10.2011 07:00:00	1.38439	0.06	17.10.2011 10:00:00	1.38694	\$ 14.88
972	Sell	17.10.2011 23:00:00	1.3744	0.03	18.10.2011 00:00:00	1.37385	\$ 1.52
973	Buy	18.10.2011 03:00:00	1.37454	0.03	18.10.2011 04:00:00	1.37672	\$ 6.33
974	Buy	18.10.2011 05:00:00	1.37767	0.03	18.10.2011 07:00:00	1.37822	\$ 1.44
975	Sell	18.10.2011 06:00:00	1.37677	0.03	18.10.2011 10:00:00	1.3744	\$ 6.9

976	Sell	19.10.2011 00:00:00	1.37503	0.03	19.10.2011 01:00:00	1.37347	\$ 4.47
979	Buy	19.10.2011 05:00:00	1.37662	0.03	19.10.2011 06:00:00	1.37747	\$ 2.34
977	Sell	19.10.2011 02:00:00	1.37329	0.03	19.10.2011 19:00:00	1.3774	\$ -12.54
980	Sell	19.10.2011 07:00:00	1.38034	0.09	19.10.2011 19:00:00	1.3774	\$ 25.83
981	Sell	19.10.2011 13:00:00	1.38502	0.12	19.10.2011 19:00:00	1.37751	\$ 89.28
978	Sell	19.10.2011 04:00:00	1.37638	0.06	19.10.2011 19:00:00	1.37744	\$ -6.78
982	Sell	20.10.2011 04:00:00	1.37613	0.03	20.10.2011 05:00:00	1.37485	\$ 3.63
983	Buy	20.10.2011 23:00:00	1.37835	0.03	21.10.2011 03:00:00	1.37939	\$ 2.72
984	Buy	21.10.2011 05:00:00	1.3777	0.03	21.10.2011 09:00:00	1.37904	\$ 3.81
985	Sell	21.10.2011 06:00:00	1.37803	0.03	21.10.2011 10:00:00	1.37581	\$ 6.45
986	Sell	24.10.2011 02:00:00	1.38457	0.03	24.10.2011 11:00:00	1.38911	\$ -13.83
988	Sell	24.10.2011 09:00:00	1.39288	0.09	24.10.2011 11:00:00	1.38915	\$ 32.94
987	Sell	24.10.2011 06:00:00	1.38765	0.06	24.10.2011 11:00:00	1.3891	\$ -9.12
989	Sell	25.10.2011 01:00:00	1.3932	0.03	25.10.2011 02:00:00	1.39224	\$ 2.67
990	Sell	25.10.2011 05:00:00	1.39174	0.03	25.10.2011 06:00:00	1.39041	\$ 3.78
991	Buy	25.10.2011 07:00:00	1.39074	0.03	25.10.2011 11:00:00	1.39273	\$ 5.76
992	Sell	26.10.2011 00:00:00	1.39076	0.03	26.10.2011 03:00:00	1.39014	\$ 1.65
993	Sell	28.10.2011 08:00:00	1.41732	0.03	28.10.2011 14:00:00	1.41591	\$ 4.02
994	Sell	31.10.2011 00:00:00	1.41366	0.03	31.10.2011 05:00:00	1.40924	\$ 13.05
995	Sell	31.10.2011 16:00:00	1.40019	0.03	31.10.2011 17:00:00	1.399	\$ 3.36
996	Sell	31.10.2011 19:00:00	1.39463	0.03	31.10.2011 20:00:00	1.39273	\$ 5.49
997	Sell	01.11.2011 06:00:00	1.38426	0.03	01.11.2011 08:00:00	1.38139	\$ 8.4
998	Buy	02.11.2011 01:00:00	1.36979	0.03	02.11.2011 04:00:00	1.36941	\$ -1.35
999	Buy	02.11.2011 02:00:00	1.36641	0.06	02.11.2011 04:00:00	1.36935	\$ 17.22
1000	Sell	03.11.2011 01:00:00	1.37468	0.04	03.11.2011 02:00:00	1.3728	\$ 7.24
1001	Sell	04.11.2011 05:00:00	1.38155	0.04	04.11.2011 06:00:00	1.38002	\$ 5.84
1002	Sell	04.11.2011 09:00:00	1.38147	0.04	04.11.2011 11:00:00	1.38016	\$ 4.96
1005	Sell	07.11.2011 06:00:00	1.37691	0.04	07.11.2011 10:00:00	1.37256	\$ 17.12
1003	Buy	07.11.2011 02:00:00	1.3789	0.04	07.11.2011 15:00:00	1.37596	\$ -12.04
1006	Buy	07.11.2011 10:00:00	1.37273	0.12	07.11.2011 15:00:00	1.37594	\$ 37.68
1004	Buy	07.11.2011 04:00:00	1.3763	0.08	07.11.2011 15:00:00	1.37584	\$ -4.24
1007	Buy	08.11.2011 05:00:00	1.37574	0.04	08.11.2011 13:00:00	1.37813	\$ 9.28
1008	Buy	08.11.2011 10:16:00	1.37699	0.08	08.11.2011 13:00:00	1.37808	\$ 8.16
1010	Sell	09.11.2011 06:00:00	1.38332	0.04	09.11.2011 07:00:00	1.38259	\$ 2.64
1009	Buy	09.11.2011 04:00:00	1.38398	0.04	10.11.2011 15:00:00	1.36305	\$ -84.75
1012	Buy	09.11.2011 12:00:00	1.37058	0.12	10.11.2011 15:00:00	1.36309	\$ -92.97
1014	Buy	09.11.2011 14:00:00	1.36354	0.2	10.11.2011 15:00:00	1.36306	\$ -14.75
1016	Buy	09.11.2011 22:00:00	1.35381	0.28	10.11.2011 15:00:00	1.36311	\$ 253.19
1017	Buy	10.11.2011 09:00:00	1.35055	0.32	10.11.2011 15:00:00	1.3631	\$ 399.36
1015	Buy	09.11.2011 17:00:00	1.35639	0.24	10.11.2011 15:00:00	1.36305	\$ 153.66
1013	Buy	09.11.2011 13:00:00	1.36791	0.16	10.11.2011 15:00:00	1.36315	\$ -80.28
1011	Buy	09.11.2011 10:00:00	1.37932	0.08	10.11.2011 15:00:00	1.36303	\$ -132.38
1018	Sell	10.11.2011 23:00:00	1.36018	0.04	11.11.2011 03:00:00	1.3591	\$ 4.14
1019	Buy	11.11.2011 01:00:00	1.36109	0.04	11.11.2011 05:00:00	1.36186	\$ 2.8
1020	Sell	11.11.2011 07:00:00	1.3623	0.04	11.11.2011 13:00:00	1.36211	\$ 0.48
1021	Sell	11.11.2011 11:00:00	1.3651	0.08	11.11.2011 13:00:00	1.36224	\$ 22.32
1022	Sell	14.11.2011 04:00:00	1.37596	0.04	14.11.2011 08:00:00	1.37524	\$ 2.6
1023	Sell	14.11.2011 22:00:00	1.36111	0.04	15.11.2011 07:00:00	1.36014	\$ 3.7
1024	Buy	15.11.2011 05:00:00	1.36212	0.04	16.11.2011 11:00:00	1.35288	\$ -37.49
1026	Buy	15.11.2011 12:00:00	1.35465	0.12	16.11.2011 11:00:00	1.35296	\$ -21.87
1028	Buy	16.11.2011 05:00:00	1.34551	0.2	16.11.2011 11:00:00	1.35304	\$ 149.2
1027	Buy	15.11.2011 18:00:00	1.352	0.16	16.11.2011 11:00:00	1.35307	\$ 15
1025	Buy	15.11.2011 09:00:00	1.35898	0.08	16.11.2011 11:00:00	1.35299	\$ -48.98
1029	Buy	17.11.2011 05:00:00	1.3472	0.04	17.11.2011 07:00:00	1.34871	\$ 5.76
1030	Buy	17.11.2011 08:00:00	1.35068	0.04	17.11.2011 15:00:00	1.34926	\$ -5.96
1031	Buy	17.11.2011 10:00:00	1.34767	0.08	17.11.2011 15:00:00	1.34925	\$ 12.08
1032	Sell	17.11.2011 22:00:00	1.34615	0.04	18.11.2011 02:00:00	1.3455	\$ 2.42
1033	Sell	18.11.2011 03:00:00	1.34589	0.04	18.11.2011 18:00:00	1.35235	\$ -26.12
1035	Sell	18.11.2011 12:00:00	1.35391	0.12	18.11.2011 18:00:00	1.35236	\$ 17.76
1036	Sell	18.11.2011 14:00:00	1.35941	0.16	18.11.2011 18:00:00	1.35234	\$ 112

1034	Sell	18.11.2011 05:00:00	1.34924	0.08	18.11.2011 18:00:00	1.35232	\$ -25.2
1037	Sell	21.11.2011 04:00:00	1.35229	0.04	21.11.2011 10:00:00	1.34917	\$ 12.2
1038	Buy	22.11.2011 03:00:00	1.34953	0.04	22.11.2011 10:00:00	1.35249	\$ 11.56
1039	Sell	22.11.2011 23:00:00	1.35133	0.04	23.11.2011 00:00:00	1.35065	\$ 2.54
1040	Buy	23.11.2011 01:00:00	1.35171	0.04	23.11.2011 03:00:00	1.353	\$ 4.88
1041	Buy	24.11.2011 04:00:00	1.33653	0.04	24.11.2011 05:00:00	1.33759	\$ 3.96
1042	Sell	25.11.2011 00:00:00	1.33452	0.04	25.11.2011 02:00:00	1.33298	\$ 5.88
1043	Sell	25.11.2011 08:00:00	1.33073	0.04	25.11.2011 11:00:00	1.32697	\$ 14.76
1044	Buy	28.11.2011 01:00:00	1.33132	0.04	28.11.2011 04:00:00	1.33205	\$ 2.64
1045	Buy	29.11.2011 03:00:00	1.32994	0.04	29.11.2011 04:00:00	1.33159	\$ 6.32
1046	Sell	29.11.2011 23:00:00	1.33281	0.04	30.11.2011 00:00:00	1.33162	\$ 4.58
1047	Sell	30.11.2011 03:00:00	1.33303	0.04	30.11.2011 06:00:00	1.33194	\$ 4.08
1048	Buy	01.12.2011 04:00:00	1.3444	0.04	01.12.2011 06:00:00	1.34507	\$ 2.4
1050	Buy	02.12.2011 11:00:00	1.34739	0.04	02.12.2011 12:00:00	1.3483	\$ 3.36
1049	Sell	01.12.2011 23:00:00	1.34615	0.04	02.12.2011 17:00:00	1.34785	\$ -6.98
1052	Sell	02.12.2011 15:00:00	1.35196	0.12	02.12.2011 17:00:00	1.34784	\$ 48.6
1051	Sell	02.12.2011 13:00:00	1.34869	0.08	02.12.2011 17:00:00	1.34788	\$ 5.92
1053	Buy	05.12.2011 03:00:00	1.34093	0.04	05.12.2011 04:00:00	1.34144	\$ 1.76
1054	Sell	05.12.2011 09:00:00	1.341	0.04	05.12.2011 21:00:00	1.34012	\$ 3.24
1055	Sell	05.12.2011 10:00:00	1.34477	0.08	05.12.2011 21:00:00	1.34018	\$ 36.16
1056	Sell	06.12.2011 04:00:00	1.33673	0.04	06.12.2011 10:00:00	1.33487	\$ 7.16
1057	Buy	06.12.2011 22:00:00	1.3411	0.04	07.12.2011 05:00:00	1.34177	\$ 2.15
1058	Sell	07.12.2011 08:00:00	1.34157	0.04	07.12.2011 12:00:00	1.34163	\$ -0.52
1059	Sell	07.12.2011 09:00:00	1.34431	0.08	07.12.2011 12:00:00	1.34149	\$ 22
1061	Buy	08.12.2011 08:00:00	1.33988	0.04	08.12.2011 09:00:00	1.34084	\$ 3.56
1060	Sell	08.12.2011 02:00:00	1.33986	0.04	08.12.2011 13:00:00	1.33847	\$ 5.28
1062	Buy	12.12.2011 01:00:00	1.33599	0.04	12.12.2011 02:00:00	1.33708	\$ 4.08
1063	Sell	12.12.2011 06:00:00	1.33481	0.04	12.12.2011 07:00:00	1.3336	\$ 4.56
1065	Buy	13.12.2011 05:00:00	1.31885	0.04	13.12.2011 06:00:00	1.31959	\$ 2.68
1064	Sell	13.12.2011 02:00:00	1.31643	0.04	13.12.2011 18:00:00	1.30909	\$ 29.08
1066	Sell	13.12.2011 06:00:00	1.31966	0.08	13.12.2011 18:00:00	1.30899	\$ 84.8
1067	Buy	14.12.2011 07:00:00	1.30346	0.04	14.12.2011 11:00:00	1.30414	\$ 2.44
1069	Buy	15.12.2011 02:00:00	1.29857	0.04	15.12.2011 03:00:00	1.29926	\$ 2.48
1068	Sell	14.12.2011 23:00:00	1.29815	0.04	15.12.2011 12:00:00	1.29702	\$ 4.55
1070	Sell	15.12.2011 10:00:00	1.30225	0.08	15.12.2011 12:00:00	1.29699	\$ 41.52
1071	Buy	16.12.2011 08:00:00	1.30269	0.04	16.12.2011 12:00:00	1.30365	\$ 3.56
1072	Sell	19.12.2011 03:00:00	1.3022	0.04	19.12.2011 05:00:00	1.30176	\$ 1.48
1073	Buy	19.12.2011 22:00:00	1.30181	0.04	20.12.2011 11:00:00	1.30341	\$ 5.87
1078	Buy	21.12.2011 03:00:00	1.31136	0.04	21.12.2011 10:00:00	1.31235	\$ 3.68
1074	Sell	20.12.2011 07:00:00	1.30043	0.04	21.12.2011 14:00:00	1.30893	\$ -34.18
1076	Sell	20.12.2011 12:00:00	1.30769	0.12	21.12.2011 14:00:00	1.30886	\$ -14.57
1079	Sell	21.12.2011 11:00:00	1.31549	0.2	21.12.2011 14:00:00	1.30883	\$ 131.8
1077	Sell	20.12.2011 16:00:00	1.31112	0.16	21.12.2011 14:00:00	1.30897	\$ 33.69
1075	Sell	20.12.2011 11:00:00	1.30353	0.08	21.12.2011 14:00:00	1.30899	\$ -44.04
1080	Sell	22.12.2011 00:00:00	1.30469	0.04	22.12.2011 02:00:00	1.30373	\$ 3.56
1081	Sell	22.12.2011 05:00:00	1.30414	0.04	22.12.2011 13:00:00	1.3058	\$ -6.92
1083	Sell	22.12.2011 11:00:00	1.30955	0.12	22.12.2011 13:00:00	1.30589	\$ 43.08
1082	Sell	22.12.2011 09:00:00	1.30679	0.08	22.12.2011 13:00:00	1.30571	\$ 8.08
1085	Buy	23.12.2011 00:00:00	1.30507	0.04	23.12.2011 03:00:00	1.30608	\$ 3.76
1084	Sell	22.12.2011 23:00:00	1.30503	0.04	23.12.2011 16:00:00	1.30506	\$ -0.3
1086	Sell	23.12.2011 05:00:00	1.30767	0.08	23.12.2011 16:00:00	1.30511	\$ 19.92
1087	Sell	23.12.2011 21:00:00	1.30463	0.04	27.12.2011 01:00:00	1.30547	\$ -3.44
1088	Sell	26.12.2011 15:00:00	1.30762	0.08	27.12.2011 01:00:00	1.30551	\$ 16.52
1090	Sell	27.12.2011 10:00:00	1.3071	0.04	27.12.2011 14:00:00	1.30669	\$ 1.36
1091	Sell	28.12.2011 07:00:00	1.30619	0.04	28.12.2011 17:00:00	1.29841	\$ 30.84
1095	Sell	29.12.2011 09:00:00	1.29272	0.04	29.12.2011 12:00:00	1.29175	\$ 3.6
1089	Buy	27.12.2011 08:00:00	1.30748	0.04	29.12.2011 19:00:00	1.29369	\$ -56.44
1093	Buy	28.12.2011 18:00:00	1.29488	0.12	29.12.2011 19:00:00	1.2937	\$ -17.25
1096	Buy	29.12.2011 14:00:00	1.28675	0.2	29.12.2011 19:00:00	1.29381	\$ 139.8
1094	Buy	28.12.2011 19:00:00	1.29252	0.16	29.12.2011 19:00:00	1.29382	\$ 16.68

1092	Buy	28.12.2011 17:00:00	1.29851	0.08	29.12.2011 19:00:00	1.29368	\$ -40.7
1098	Sell	30.12.2011 04:00:00	1.29515	0.04	30.12.2011 05:00:00	1.29384	\$ 4.96
1097	Buy	30.12.2011 00:00:00	1.29621	0.04	30.12.2011 16:00:00	1.29492	\$ -5.44
1099	Buy	30.12.2011 11:00:00	1.29242	0.08	30.12.2011 16:00:00	1.29475	\$ 18.08
1100	Sell	02.01.2012 07:00:00	1.29227	0.04	02.01.2012 15:00:00	1.29392	\$ -6.88
1101	Sell	02.01.2012 12:00:00	1.29555	0.08	02.01.2012 15:00:00	1.29395	\$ 12.24
1102	Sell	04.01.2012 03:00:00	1.3048	0.04	04.01.2012 05:00:00	1.30268	\$ 8.2
1103	Sell	04.01.2012 06:00:00	1.30366	0.04	04.01.2012 13:00:00	1.30145	\$ 8.56
1105	Sell	05.01.2012 05:00:00	1.29303	0.04	05.01.2012 07:00:00	1.29246	\$ 2
1104	Buy	05.01.2012 00:00:00	1.29441	0.04	05.01.2012 10:00:00	1.29328	\$ -4.8
1106	Buy	05.01.2012 08:00:00	1.29161	0.08	05.01.2012 10:00:00	1.29347	\$ 14.32
1107	Buy	05.01.2012 21:00:00	1.27847	0.04	05.01.2012 23:00:00	1.27931	\$ 3.08
1108	Sell	06.01.2012 01:00:00	1.27917	0.04	06.01.2012 07:00:00	1.27816	\$ 3.76
1109	Sell	09.01.2012 01:00:00	1.26934	0.04	09.01.2012 02:00:00	1.26807	\$ 4.8
1113	Buy	10.01.2012 00:00:00	1.2766	0.04	10.01.2012 02:00:00	1.27712	\$ 1.8
1114	Buy	10.01.2012 09:00:00	1.27857	0.04	10.01.2012 12:00:00	1.27921	\$ 2.28
1110	Sell	09.01.2012 07:00:00	1.26938	0.04	11.01.2012 02:00:00	1.27539	\$ -24.12
1112	Sell	09.01.2012 11:00:00	1.27694	0.12	11.01.2012 02:00:00	1.27537	\$ 18.61
1115	Sell	10.01.2012 13:00:00	1.27971	0.16	11.01.2012 02:00:00	1.27533	\$ 69.37
1111	Sell	09.01.2012 09:00:00	1.2719	0.08	11.01.2012 02:00:00	1.27543	\$ -28.39
1116	Sell	11.01.2012 04:00:00	1.2748	0.04	11.01.2012 05:00:00	1.27391	\$ 3.28
1117	Sell	11.01.2012 07:00:00	1.27415	0.04	11.01.2012 14:00:00	1.27014	\$ 15.76
1118	Sell	11.01.2012 11:00:00	1.27771	0.08	11.01.2012 14:00:00	1.26999	\$ 61.2
1119	Buy	12.01.2012 00:00:00	1.2708	0.04	12.01.2012 02:00:00	1.27224	\$ 5.48
1120	Buy	12.01.2012 03:00:00	1.27124	0.04	12.01.2012 05:00:00	1.27259	\$ 5.12
1122	Buy	12.01.2012 09:00:00	1.27175	0.04	12.01.2012 12:00:00	1.27465	\$ 11.32
1121	Sell	12.01.2012 04:00:00	1.27124	0.04	13.01.2012 13:00:00	1.27961	\$ -33.66
1124	Sell	12.01.2012 17:00:00	1.28168	0.12	13.01.2012 13:00:00	1.27951	\$ 25.51
1125	Sell	13.01.2012 09:00:00	1.28608	0.16	13.01.2012 13:00:00	1.27959	\$ 102.72
1123	Sell	12.01.2012 12:00:00	1.27458	0.08	13.01.2012 13:00:00	1.27958	\$ -40.36
1126	Sell	16.01.2012 03:00:00	1.26471	0.04	16.01.2012 04:00:00	1.26405	\$ 2.36
1127	Sell	16.01.2012 06:00:00	1.26486	0.04	16.01.2012 08:00:00	1.26362	\$ 4.68
1128	Buy	16.01.2012 21:00:00	1.26656	0.04	17.01.2012 03:00:00	1.26798	\$ 5.15
1133	Buy	19.01.2012 06:00:00	1.2865	0.04	19.01.2012 11:00:00	1.28875	\$ 8.72
1129	Sell	18.01.2012 00:00:00	1.27359	0.04	23.01.2012 00:00:00	1.28769	\$ -56.17
1131	Sell	18.01.2012 13:00:00	1.28273	0.12	23.01.2012 00:00:00	1.2877	\$ -58.94
1134	Sell	19.01.2012 11:00:00	1.28872	0.2	23.01.2012 00:00:00	1.28778	\$ 18.42
1136	Sell	19.01.2012 23:00:00	1.29663	0.28	23.01.2012 00:00:00	1.28773	\$ 248.67
1135	Sell	19.01.2012 19:00:00	1.29365	0.24	23.01.2012 00:00:00	1.28774	\$ 141.39
1132	Sell	18.01.2012 23:00:00	1.2861	0.16	23.01.2012 00:00:00	1.28774	\$ -25.31
1130	Sell	18.01.2012 05:00:00	1.2778	0.08	23.01.2012 00:00:00	1.28772	\$ -78.9
1137	Buy	20.01.2012 23:00:00	1.29329	0.04	23.01.2012 09:00:00	1.29027	\$ -12.61
1138	Buy	23.01.2012 00:00:00	1.28766	0.08	23.01.2012 09:00:00	1.29016	\$ 19.44
1144	Buy	23.01.2012 23:00:00	1.30349	0.04	24.01.2012 09:00:00	1.30227	\$ -5.41
1145	Buy	24.01.2012 05:00:00	1.29981	0.08	24.01.2012 09:00:00	1.30227	\$ 19.12
1139	Sell	23.01.2012 01:00:00	1.28791	0.04	24.01.2012 16:00:00	1.29641	\$ -34.18
1141	Sell	23.01.2012 13:00:00	1.2975	0.12	24.01.2012 16:00:00	1.29635	\$ 13.27
1143	Sell	23.01.2012 17:00:00	1.30315	0.2	24.01.2012 16:00:00	1.29641	\$ 133.91
1142	Sell	23.01.2012 14:00:00	1.30018	0.16	24.01.2012 16:00:00	1.2963	\$ 61.37
1140	Sell	23.01.2012 11:00:00	1.29246	0.08	24.01.2012 16:00:00	1.29626	\$ -30.76
1147	Buy	25.01.2012 08:00:00	1.30215	0.04	25.01.2012 09:00:00	1.30324	\$ 4.08
1146	Sell	25.01.2012 04:00:00	1.30236	0.04	25.01.2012 12:00:00	1.29888	\$ 13.64
1148	Buy	27.01.2012 05:00:00	1.31073	0.04	27.01.2012 12:00:00	1.31267	\$ 7.48
1149	Buy	27.01.2012 23:00:00	1.32192	0.04	31.01.2012 00:00:00	1.31426	\$ -31.42
1151	Buy	30.01.2012 09:00:00	1.31485	0.12	31.01.2012 00:00:00	1.31421	\$ -9.27
1153	Buy	30.01.2012 16:00:00	1.30849	0.2	31.01.2012 00:00:00	1.3144	\$ 115.55
1152	Buy	30.01.2012 15:00:00	1.31143	0.16	31.01.2012 00:00:00	1.3143	\$ 43.8
1150	Buy	30.01.2012 03:00:00	1.31944	0.08	31.01.2012 00:00:00	1.31439	\$ -41.46
1154	Buy	31.01.2012 02:00:00	1.31385	0.04	31.01.2012 03:00:00	1.31581	\$ 7.56
1155	Sell	01.02.2012 03:00:00	1.30766	0.04	01.02.2012 04:00:00	1.30678	\$ 3.24

1156	Buy	02.02.2012 01:00:00	1.31714	0.04	02.02.2012 03:00:00	1.31841	\$ 4.8
1157	Sell	06.02.2012 03:00:00	1.31101	0.04	06.02.2012 05:00:00	1.30866	\$ 9.12
1158	Sell	06.02.2012 09:00:00	1.30667	0.04	06.02.2012 11:00:00	1.30623	\$ 1.48
1159	Sell	06.02.2012 10:00:00	1.30916	0.08	06.02.2012 11:00:00	1.30625	\$ 22.72
1160	Buy	07.02.2012 01:00:00	1.31248	0.04	07.02.2012 10:00:00	1.31465	\$ 8.4
1161	Buy	07.02.2012 06:00:00	1.30963	0.08	07.02.2012 10:00:00	1.31458	\$ 39.04
1162	Sell	08.02.2012 04:00:00	1.32465	0.04	08.02.2012 12:00:00	1.32574	\$ -4.64
1163	Sell	08.02.2012 11:00:00	1.32724	0.08	08.02.2012 12:00:00	1.32586	\$ 10.48
1165	Sell	09.02.2012 02:00:00	1.32463	0.04	09.02.2012 03:00:00	1.32403	\$ 2.12
1164	Buy	09.02.2012 00:00:00	1.32614	0.04	09.02.2012 07:00:00	1.32767	\$ 5.84
1166	Sell	09.02.2012 04:00:00	1.32479	0.04	09.02.2012 12:00:00	1.32686	\$ -8.56
1168	Sell	09.02.2012 09:00:00	1.33053	0.12	09.02.2012 12:00:00	1.32679	\$ 44.04
1167	Sell	09.02.2012 07:00:00	1.32752	0.08	09.02.2012 12:00:00	1.32686	\$ 4.72
1169	Sell	09.02.2012 23:00:00	1.32843	0.04	10.02.2012 02:00:00	1.32759	\$ 3.18
1170	Sell	10.02.2012 04:00:00	1.32788	0.04	10.02.2012 06:00:00	1.32638	\$ 5.72
1171	Buy	10.02.2012 09:00:00	1.32598	0.04	10.02.2012 11:00:00	1.32753	\$ 5.92
1172	Sell	13.02.2012 21:00:00	1.32033	0.04	13.02.2012 23:00:00	1.31894	\$ 5.28
1173	Sell	14.02.2012 08:00:00	1.31604	0.04	14.02.2012 09:00:00	1.31476	\$ 4.84
1174	Buy	15.02.2012 05:00:00	1.31588	0.04	15.02.2012 06:00:00	1.31726	\$ 5.24
1175	Buy	15.02.2012 11:00:00	1.31609	0.04	15.02.2012 12:00:00	1.31688	\$ 2.88
1176	Sell	16.02.2012 03:00:00	1.3042	0.04	16.02.2012 05:00:00	1.30259	\$ 6.16
1177	Buy	16.02.2012 06:00:00	1.30312	0.04	16.02.2012 10:00:00	1.30211	\$ -4.32
1178	Buy	16.02.2012 09:00:00	1.30065	0.08	16.02.2012 10:00:00	1.30226	\$ 12.32
1179	Sell	17.02.2012 22:00:00	1.31592	0.04	21.02.2012 02:00:00	1.32086	\$ -19.84
1181	Sell	20.02.2012 13:00:00	1.32342	0.12	21.02.2012 02:00:00	1.32076	\$ 31.39
1182	Sell	20.02.2012 14:00:00	1.32628	0.16	21.02.2012 02:00:00	1.32075	\$ 87.77
1180	Sell	20.02.2012 01:00:00	1.32028	0.08	21.02.2012 02:00:00	1.32077	\$ -4.28
1183	Buy	21.02.2012 20:00:00	1.32459	0.04	22.02.2012 06:00:00	1.32345	\$ -5.09
1184	Buy	22.02.2012 05:00:00	1.32161	0.08	22.02.2012 06:00:00	1.32341	\$ 13.84
1185	Buy	22.02.2012 23:00:00	1.32447	0.04	23.02.2012 02:00:00	1.32542	\$ 2.77
1187	Buy	23.02.2012 08:00:00	1.32572	0.04	23.02.2012 09:00:00	1.32789	\$ 8.4
1186	Sell	23.02.2012 03:00:00	1.32355	0.04	23.02.2012 17:00:00	1.32841	\$ -19.72
1189	Sell	23.02.2012 12:00:00	1.33243	0.12	23.02.2012 17:00:00	1.3283	\$ 48.72
1188	Sell	23.02.2012 09:00:00	1.32789	0.08	23.02.2012 17:00:00	1.32826	\$ -3.52
1191	Buy	24.02.2012 09:00:00	1.33719	0.04	24.02.2012 11:00:00	1.3394	\$ 8.56
1190	Sell	24.02.2012 04:00:00	1.33705	0.04	27.02.2012 13:00:00	1.34034	\$ -13.34
1193	Sell	24.02.2012 17:00:00	1.34529	0.12	27.02.2012 13:00:00	1.34045	\$ 57.55
1192	Sell	24.02.2012 14:00:00	1.34119	0.08	27.02.2012 13:00:00	1.3404	\$ 5.96
1194	Buy	28.02.2012 03:00:00	1.34001	0.04	28.02.2012 04:00:00	1.34132	\$ 4.96
1195	Buy	28.02.2012 05:00:00	1.34109	0.04	28.02.2012 06:00:00	1.34275	\$ 6.36
1196	Sell	29.02.2012 05:00:00	1.34822	0.04	29.02.2012 08:00:00	1.34678	\$ 5.48
1197	Buy	01.03.2012 08:00:00	1.33472	0.04	01.03.2012 11:00:00	1.33345	\$ -5.36
1198	Buy	01.03.2012 10:00:00	1.33172	0.08	01.03.2012 11:00:00	1.33361	\$ 14.56
1199	Sell	02.03.2012 01:00:00	1.33146	0.04	02.03.2012 06:00:00	1.33068	\$ 2.84
1201	Sell	02.03.2012 07:00:00	1.32994	0.04	02.03.2012 10:00:00	1.32686	\$ 12.04
1206	Sell	05.03.2012 22:00:00	1.32241	0.04	06.03.2012 00:00:00	1.32182	\$ 2.18
1200	Buy	02.03.2012 03:00:00	1.33216	0.04	08.03.2012 12:00:00	1.32127	\$ -45.34
1203	Buy	02.03.2012 10:00:00	1.32679	0.12	08.03.2012 12:00:00	1.3213	\$ -71.22
1205	Buy	02.03.2012 17:00:00	1.3198	0.2	08.03.2012 12:00:00	1.32131	\$ 21.3
1208	Buy	06.03.2012 22:00:00	1.31056	0.28	08.03.2012 12:00:00	1.32129	\$ 291.48
1207	Buy	06.03.2012 13:00:00	1.31363	0.24	08.03.2012 12:00:00	1.32143	\$ 179.52
1204	Buy	02.03.2012 13:00:00	1.32415	0.16	08.03.2012 12:00:00	1.32131	\$ -52.56
1202	Buy	02.03.2012 08:00:00	1.32972	0.08	08.03.2012 12:00:00	1.32126	\$ -71.24
1209	Sell	08.03.2012 03:00:00	1.31421	0.04	09.03.2012 10:00:00	1.3221	\$ -31.74
1211	Sell	08.03.2012 12:00:00	1.32142	0.12	09.03.2012 10:00:00	1.32224	\$ -10.37
1213	Sell	08.03.2012 18:00:00	1.32724	0.2	09.03.2012 10:00:00	1.32217	\$ 100.51
1212	Sell	08.03.2012 14:00:00	1.32421	0.16	09.03.2012 10:00:00	1.32216	\$ 32.09
1210	Sell	08.03.2012 06:00:00	1.3169	0.08	09.03.2012 10:00:00	1.32218	\$ -42.6
1214	Buy	09.03.2012 00:00:00	1.32754	0.04	13.03.2012 00:00:00	1.31553	\$ -48.82
1216	Buy	09.03.2012 15:00:00	1.32022	0.12	13.03.2012 00:00:00	1.31553	\$ -58.62

1218	Buy	09.03.2012 17:00:00	1.31149	0.2	13.03.2012 00:00:00	1.31536	\$ 73.5
1219	Buy	12.03.2012 09:00:00	1.30838	0.24	13.03.2012 00:00:00	1.31553	\$ 168.42
1217	Buy	09.03.2012 16:00:00	1.31459	0.16	13.03.2012 00:00:00	1.31537	\$ 9.36
1215	Buy	09.03.2012 09:00:00	1.32346	0.08	13.03.2012 00:00:00	1.31539	\$ -66.12
1220	Buy	13.03.2012 01:00:00	1.31474	0.04	13.03.2012 02:00:00	1.31553	\$ 2.88
1221	Buy	13.03.2012 04:00:00	1.31626	0.04	13.03.2012 06:00:00	1.31792	\$ 6.36
1222	Buy	14.03.2012 07:00:00	1.30765	0.04	14.03.2012 12:00:00	1.3059	\$ -7.28
1223	Buy	14.03.2012 09:00:00	1.30402	0.08	14.03.2012 12:00:00	1.30607	\$ 15.84
1224	Sell	16.03.2012 00:00:00	1.30802	0.04	16.03.2012 02:00:00	1.30727	\$ 2.72
1225	Sell	16.03.2012 03:00:00	1.30773	0.04	16.03.2012 04:00:00	1.30723	\$ 1.72
1226	Sell	19.03.2012 02:00:00	1.31805	0.04	19.03.2012 04:00:00	1.31678	\$ 4.8
1227	Buy	19.03.2012 07:00:00	1.31719	0.04	19.03.2012 13:00:00	1.31637	\$ -3.56
1228	Buy	19.03.2012 12:00:00	1.31462	0.08	19.03.2012 13:00:00	1.31632	\$ 13.04
1229	Buy	20.03.2012 05:00:00	1.32343	0.04	20.03.2012 17:00:00	1.3231	\$ -1.6
1230	Buy	20.03.2012 13:00:00	1.31906	0.08	20.03.2012 17:00:00	1.32296	\$ 30.64
1232	Buy	21.03.2012 01:00:00	1.3225	0.04	21.03.2012 03:00:00	1.32389	\$ 5.28
1234	Buy	21.03.2012 05:00:00	1.32642	0.04	21.03.2012 06:00:00	1.32763	\$ 4.56
1231	Sell	21.03.2012 00:00:00	1.32258	0.04	21.03.2012 15:00:00	1.32377	\$ -5.04
1233	Sell	21.03.2012 04:00:00	1.32646	0.08	21.03.2012 15:00:00	1.32384	\$ 20.4
1235	Buy	21.03.2012 10:00:00	1.32764	0.04	22.03.2012 05:00:00	1.32401	\$ -15.55
1237	Buy	21.03.2012 18:00:00	1.31986	0.12	22.03.2012 05:00:00	1.32416	\$ 48.51
1236	Buy	21.03.2012 15:00:00	1.3238	0.08	22.03.2012 05:00:00	1.32408	\$ 0.18
1238	Sell	22.03.2012 00:00:00	1.32153	0.04	22.03.2012 06:00:00	1.32227	\$ -3.24
1239	Sell	22.03.2012 05:00:00	1.32405	0.08	22.03.2012 06:00:00	1.32238	\$ 12.8
1240	Buy	22.03.2012 22:00:00	1.31819	0.04	23.03.2012 00:00:00	1.31998	\$ 6.63
1241	Sell	22.03.2012 23:00:00	1.31873	0.04	23.03.2012 15:00:00	1.32252	\$ -15.34
1243	Sell	23.03.2012 12:00:00	1.32679	0.12	23.03.2012 15:00:00	1.32256	\$ 49.92
1242	Sell	23.03.2012 11:00:00	1.32368	0.08	23.03.2012 15:00:00	1.32239	\$ 9.76
1244	Sell	23.03.2012 23:00:00	1.32671	0.04	26.03.2012 08:00:00	1.3254	\$ 5.06
1245	Buy	26.03.2012 02:00:00	1.32813	0.04	26.03.2012 15:00:00	1.32447	\$ -14.92
1247	Buy	26.03.2012 12:00:00	1.32092	0.12	26.03.2012 15:00:00	1.32453	\$ 42.48
1246	Buy	26.03.2012 08:00:00	1.32553	0.08	26.03.2012 15:00:00	1.32448	\$ -8.96
1248	Buy	27.03.2012 03:00:00	1.33589	0.04	28.03.2012 11:00:00	1.33569	\$ -1.33
1249	Buy	27.03.2012 18:00:00	1.33231	0.08	28.03.2012 11:00:00	1.33567	\$ 25.82
1250	Sell	28.03.2012 00:00:00	1.33146	0.04	28.03.2012 16:00:00	1.33039	\$ 4
1251	Sell	28.03.2012 11:00:00	1.33568	0.08	28.03.2012 16:00:00	1.33029	\$ 42.56
1252	Buy	29.03.2012 03:00:00	1.33263	0.04	29.03.2012 10:00:00	1.33309	\$ 1.56
1253	Sell	29.03.2012 05:00:00	1.33163	0.04	29.03.2012 13:00:00	1.32835	\$ 12.84
1254	Buy	29.03.2012 23:00:00	1.32937	0.04	30.03.2012 00:00:00	1.33009	\$ 2.35
1255	Sell	30.03.2012 22:00:00	1.33322	0.04	02.04.2012 04:00:00	1.33405	\$ -3.5
1256	Sell	02.04.2012 00:00:00	1.3359	0.08	02.04.2012 04:00:00	1.33409	\$ 13.92
1257	Buy	03.04.2012 01:00:00	1.33165	0.04	03.04.2012 02:00:00	1.33251	\$ 3.16
1258	Buy	03.04.2012 03:00:00	1.33304	0.04	03.04.2012 04:00:00	1.33416	\$ 4.2
1264	Sell	05.04.2012 23:00:00	1.30652	0.04	06.04.2012 04:00:00	1.30592	\$ 2.22
1259	Buy	04.04.2012 04:00:00	1.32271	0.04	10.04.2012 06:00:00	1.31418	\$ -35.9
1261	Buy	04.04.2012 14:00:00	1.31619	0.12	10.04.2012 06:00:00	1.31416	\$ -29.7
1263	Buy	05.04.2012 13:00:00	1.30686	0.2	10.04.2012 06:00:00	1.31433	\$ 144.25
1262	Buy	04.04.2012 16:00:00	1.31212	0.16	10.04.2012 06:00:00	1.31415	\$ 25.36
1260	Buy	04.04.2012 05:00:00	1.31946	0.08	10.04.2012 06:00:00	1.31418	\$ -45.8
1266	Buy	11.04.2012 06:00:00	1.30872	0.04	11.04.2012 08:00:00	1.30954	\$ 3
1265	Sell	11.04.2012 03:00:00	1.30709	0.04	11.04.2012 11:00:00	1.31033	\$ -13.24
1268	Sell	11.04.2012 10:00:00	1.31305	0.12	11.04.2012 11:00:00	1.31052	\$ 29.52
1267	Sell	11.04.2012 09:00:00	1.31003	0.08	11.04.2012 11:00:00	1.3104	\$ -3.52
1269	Sell	12.04.2012 01:00:00	1.31094	0.04	12.04.2012 11:00:00	1.31123	\$ -1.44
1270	Sell	12.04.2012 06:00:00	1.31363	0.08	12.04.2012 11:00:00	1.31122	\$ 18.72
1271	Sell	13.04.2012 00:00:00	1.31873	0.04	13.04.2012 06:00:00	1.31691	\$ 7
1272	Sell	13.04.2012 11:00:00	1.31678	0.04	13.04.2012 12:00:00	1.31532	\$ 5.56
1273	Sell	16.04.2012 01:00:00	1.30658	0.04	16.04.2012 03:00:00	1.30441	\$ 8.4
1274	Buy	17.04.2012 23:00:00	1.31269	0.04	18.04.2012 03:00:00	1.31349	\$ 2.67
1275	Buy	19.04.2012 04:00:00	1.31223	0.04	19.04.2012 11:00:00	1.31405	\$ 7

1276	Buy	20.04.2012 01:00:00	1.31359	0.04	20.04.2012 02:00:00	1.31437	\$ 2.84
1277	Buy	20.04.2012 03:00:00	1.31449	0.04	20.04.2012 09:00:00	1.31591	\$ 5.4
1278	Sell	20.04.2012 05:00:00	1.31331	0.04	23.04.2012 11:00:00	1.31469	\$ -5.7
1280	Sell	20.04.2012 14:00:00	1.31916	0.12	23.04.2012 11:00:00	1.3147	\$ 52.99
1279	Sell	20.04.2012 09:00:00	1.31591	0.08	23.04.2012 11:00:00	1.31457	\$ 10.36
1281	Buy	24.04.2012 02:00:00	1.31545	0.04	24.04.2012 10:00:00	1.31732	\$ 7.2
1282	Sell	24.04.2012 04:00:00	1.31531	0.04	26.04.2012 14:00:00	1.32114	\$ -23.19
1284	Sell	25.04.2012 22:00:00	1.32276	0.12	26.04.2012 14:00:00	1.32105	\$ 20.6
1285	Sell	26.04.2012 11:00:00	1.32572	0.16	26.04.2012 14:00:00	1.32109	\$ 72.96
1283	Sell	24.04.2012 17:00:00	1.3195	0.08	26.04.2012 14:00:00	1.32114	\$ -12.86
1286	Sell	27.04.2012 07:00:00	1.31988	0.04	27.04.2012 08:00:00	1.31859	\$ 4.88
1287	Buy	27.04.2012 23:00:00	1.32375	0.04	30.04.2012 07:00:00	1.32457	\$ 2.75
1288	Sell	30.04.2012 00:00:00	1.32329	0.04	30.04.2012 14:00:00	1.32188	\$ 5.36
1289	Sell	01.05.2012 03:00:00	1.32377	0.04	01.05.2012 13:00:00	1.32503	\$ -5.32
1290	Sell	01.05.2012 11:00:00	1.32649	0.08	01.05.2012 13:00:00	1.32504	\$ 11.04
1291	Sell	02.05.2012 03:00:00	1.3237	0.04	02.05.2012 04:00:00	1.32141	\$ 8.88
1292	Sell	03.05.2012 02:00:00	1.31556	0.04	03.05.2012 03:00:00	1.31477	\$ 2.88
1294	Sell	03.05.2012 05:00:00	1.31419	0.04	03.05.2012 13:00:00	1.31362	\$ 2
1293	Buy	03.05.2012 04:00:00	1.31545	0.04	03.05.2012 16:00:00	1.3168	\$ 5.12
1295	Buy	03.05.2012 15:00:00	1.31291	0.08	03.05.2012 16:00:00	1.31693	\$ 31.6
1296	Buy	04.05.2012 00:00:00	1.31503	0.04	04.05.2012 05:00:00	1.31565	\$ 2.2
1297	Sell	04.05.2012 06:00:00	1.3157	0.04	04.05.2012 08:00:00	1.31487	\$ 3.04
1298	Buy	04.05.2012 07:00:00	1.3156	0.04	04.05.2012 16:00:00	1.31479	\$ -3.52
1299	Buy	04.05.2012 14:00:00	1.31311	0.08	04.05.2012 16:00:00	1.31487	\$ 13.52
1300	Buy	07.05.2012 07:00:00	1.29817	0.04	07.05.2012 09:00:00	1.29925	\$ 4.04
1301	Buy	08.05.2012 00:00:00	1.30518	0.04	08.05.2012 01:00:00	1.30569	\$ 1.76
1302	Sell	08.05.2012 09:00:00	1.30366	0.04	08.05.2012 10:00:00	1.30229	\$ 5.2
1303	Sell	09.05.2012 07:00:00	1.29659	0.04	09.05.2012 12:00:00	1.29718	\$ -2.64
1304	Sell	09.05.2012 11:00:00	1.2994	0.08	09.05.2012 12:00:00	1.29729	\$ 16.32
1305	Sell	10.05.2012 05:00:00	1.29476	0.04	10.05.2012 07:00:00	1.29428	\$ 1.64
1306	Sell	15.05.2012 06:00:00	1.28247	0.04	15.05.2012 16:00:00	1.28057	\$ 7.32
1307	Sell	15.05.2012 10:00:00	1.28537	0.08	15.05.2012 16:00:00	1.28052	\$ 38.24
1308	Sell	16.05.2012 04:00:00	1.2726	0.04	16.05.2012 08:00:00	1.27145	\$ 4.32
1309	Sell	17.05.2012 01:00:00	1.27152	0.04	17.05.2012 11:00:00	1.27249	\$ -4.16
1310	Sell	17.05.2012 05:00:00	1.27403	0.08	17.05.2012 11:00:00	1.2723	\$ 13.28
1312	Sell	18.05.2012 05:00:00	1.26835	0.04	18.05.2012 08:00:00	1.26652	\$ 7.04
1311	Buy	18.05.2012 03:00:00	1.2699	0.04	18.05.2012 12:00:00	1.26869	\$ -5.12
1313	Buy	18.05.2012 08:00:00	1.26653	0.08	18.05.2012 12:00:00	1.26882	\$ 17.76
1314	Sell	21.05.2012 09:00:00	1.27856	0.04	21.05.2012 10:00:00	1.27745	\$ 4.16
1315	Sell	21.05.2012 11:00:00	1.27755	0.04	21.05.2012 14:00:00	1.27686	\$ 2.48
1316	Sell	21.05.2012 17:00:00	1.27386	0.04	22.05.2012 12:00:00	1.2778	\$ -15.94
1318	Sell	21.05.2012 23:00:00	1.28153	0.12	22.05.2012 12:00:00	1.27775	\$ 44.83
1317	Sell	21.05.2012 18:00:00	1.27681	0.08	22.05.2012 12:00:00	1.2777	\$ -7.48
1319	Sell	23.05.2012 04:00:00	1.26534	0.04	23.05.2012 11:00:00	1.26615	\$ -3.52
1320	Sell	23.05.2012 06:00:00	1.26778	0.08	23.05.2012 11:00:00	1.26629	\$ 11.36
1321	Sell	24.05.2012 04:00:00	1.25698	0.04	24.05.2012 11:00:00	1.25379	\$ 12.48
1322	Sell	25.05.2012 00:00:00	1.25325	0.04	25.05.2012 07:00:00	1.25263	\$ 2.2
1323	Sell	28.05.2012 00:00:00	1.25734	0.04	28.05.2012 03:00:00	1.25657	\$ 2.8
1324	Sell	28.05.2012 06:00:00	1.2591	0.04	28.05.2012 12:00:00	1.25774	\$ 5.16
1325	Sell	29.05.2012 00:00:00	1.25402	0.04	29.05.2012 03:00:00	1.25223	\$ 6.88
1326	Buy	30.05.2012 09:00:00	1.24663	0.04	30.05.2012 10:00:00	1.24728	\$ 2.32
1327	Buy	31.05.2012 01:00:00	1.23691	0.04	31.05.2012 05:00:00	1.23753	\$ 2.2
1329	Buy	31.05.2012 06:00:00	1.2372	0.04	31.05.2012 08:00:00	1.2386	\$ 5.32
1328	Sell	31.05.2012 04:00:00	1.23646	0.04	31.05.2012 17:00:00	1.23852	\$ -8.52
1331	Sell	31.05.2012 13:00:00	1.24206	0.12	31.05.2012 17:00:00	1.23842	\$ 42.84
1330	Sell	31.05.2012 09:00:00	1.23923	0.08	31.05.2012 17:00:00	1.23849	\$ 5.36
1332	Sell	01.06.2012 02:00:00	1.23634	0.04	01.06.2012 04:00:00	1.2341	\$ 8.68
1334	Buy	04.06.2012 07:00:00	1.24074	0.04	04.06.2012 09:00:00	1.24182	\$ 4.04
1337	Buy	04.06.2012 16:00:00	1.24381	0.04	04.06.2012 17:00:00	1.24868	\$ 19.2
1333	Sell	04.06.2012 04:00:00	1.23926	0.04	05.06.2012 11:00:00	1.24497	\$ -23.02

1336	Sell	04.06.2012 15:00:00	1.24439	0.12	05.06.2012 11:00:00	1.245	\$ -7.85
1339	Sell	05.06.2012 03:00:00	1.25257	0.2	05.06.2012 11:00:00	1.24493	\$ 151.4
1338	Sell	04.06.2012 17:00:00	1.24874	0.16	05.06.2012 11:00:00	1.24487	\$ 61.21
1335	Sell	04.06.2012 09:00:00	1.24185	0.08	05.06.2012 11:00:00	1.24498	\$ -25.4
1341	Buy	06.06.2012 02:00:00	1.24511	0.04	06.06.2012 03:00:00	1.24601	\$ 3.32
1342	Buy	06.06.2012 04:00:00	1.24597	0.04	06.06.2012 05:00:00	1.24912	\$ 12.32
1340	Sell	05.06.2012 22:00:00	1.24437	0.04	06.06.2012 16:00:00	1.24461	\$ -1.14
1343	Sell	06.06.2012 05:00:00	1.24915	0.08	06.06.2012 16:00:00	1.24442	\$ 37.28
1344	Sell	07.06.2012 03:00:00	1.25755	0.04	07.06.2012 04:00:00	1.25686	\$ 2.48
1345	Sell	08.06.2012 04:00:00	1.25391	0.04	08.06.2012 05:00:00	1.25247	\$ 5.48
1346	Buy	08.06.2012 23:00:00	1.24999	0.04	11.06.2012 00:00:00	1.26384	\$ 54.87
1347	Sell	11.06.2012 23:00:00	1.24839	0.04	12.06.2012 01:00:00	1.24664	\$ 6.82
1348	Buy	12.06.2012 09:00:00	1.24925	0.04	12.06.2012 12:00:00	1.25104	\$ 6.88
1349	Sell	13.06.2012 01:00:00	1.25043	0.04	13.06.2012 04:00:00	1.24923	\$ 4.52
1350	Sell	14.06.2012 07:00:00	1.25735	0.04	14.06.2012 10:00:00	1.25633	\$ 3.8
1351	Buy	15.06.2012 02:00:00	1.26252	0.04	15.06.2012 07:00:00	1.26363	\$ 4.16
1352	Sell	18.06.2012 22:00:00	1.25797	0.04	19.06.2012 10:00:00	1.25947	\$ -6.18
1353	Sell	19.06.2012 07:00:00	1.2611	0.08	19.06.2012 10:00:00	1.25953	\$ 12
1354	Sell	20.06.2012 01:00:00	1.26877	0.04	20.06.2012 03:00:00	1.26802	\$ 2.72
1356	Buy	20.06.2012 07:00:00	1.26755	0.04	20.06.2012 10:00:00	1.2691	\$ 5.92
1355	Sell	20.06.2012 04:00:00	1.26688	0.04	20.06.2012 22:00:00	1.26677	\$ 0.16
1357	Sell	20.06.2012 12:00:00	1.26995	0.08	20.06.2012 22:00:00	1.26684	\$ 24.32
1358	Sell	21.06.2012 06:00:00	1.26713	0.04	21.06.2012 11:00:00	1.26502	\$ 8.16
1359	Sell	22.06.2012 08:00:00	1.25521	0.04	22.06.2012 10:00:00	1.25344	\$ 6.8
1360	Sell	25.06.2012 04:00:00	1.2534	0.04	25.06.2012 09:00:00	1.25237	\$ 3.84
1361	Buy	25.06.2012 07:00:00	1.25431	0.04	26.06.2012 04:00:00	1.25146	\$ -11.93
1363	Buy	25.06.2012 18:00:00	1.24793	0.12	26.06.2012 04:00:00	1.25137	\$ 39.69
1362	Buy	25.06.2012 10:00:00	1.25069	0.08	26.06.2012 04:00:00	1.25147	\$ 5.18
1364	Sell	26.06.2012 03:00:00	1.25022	0.04	26.06.2012 12:00:00	1.24871	\$ 5.76
1365	Sell	27.06.2012 02:00:00	1.24907	0.04	27.06.2012 04:00:00	1.24844	\$ 2.24
1366	Buy	27.06.2012 03:00:00	1.24856	0.04	27.06.2012 06:00:00	1.25033	\$ 6.8
1367	Sell	29.06.2012 01:00:00	1.24401	0.04	02.07.2012 18:00:00	1.25844	\$ -57.9
1369	Sell	29.06.2012 07:00:00	1.25846	0.12	02.07.2012 18:00:00	1.2584	\$ 0.19
1370	Sell	29.06.2012 16:00:00	1.26787	0.16	02.07.2012 18:00:00	1.25844	\$ 150.17
1368	Sell	29.06.2012 06:00:00	1.25159	0.08	02.07.2012 18:00:00	1.25833	\$ -54.28
1371	Buy	03.07.2012 03:00:00	1.25806	0.04	03.07.2012 06:00:00	1.25921	\$ 4.32
1372	Sell	04.07.2012 04:00:00	1.25828	0.04	04.07.2012 14:00:00	1.25615	\$ 8.24
1373	Sell	06.07.2012 04:00:00	1.23819	0.04	06.07.2012 05:00:00	1.23761	\$ 2.04
1374	Buy	09.07.2012 02:00:00	1.22804	0.04	09.07.2012 05:00:00	1.22922	\$ 4.44
1375	Sell	10.07.2012 02:00:00	1.23156	0.04	10.07.2012 04:00:00	1.23036	\$ 4.52
1376	Sell	10.07.2012 05:00:00	1.23028	0.04	10.07.2012 06:00:00	1.22927	\$ 3.76
1377	Buy	10.07.2012 23:00:00	1.22519	0.04	11.07.2012 05:00:00	1.22597	\$ 2.59
1378	Sell	12.07.2012 01:00:00	1.22433	0.04	12.07.2012 05:00:00	1.22292	\$ 5.36
1379	Sell	12.07.2012 06:00:00	1.22372	0.04	12.07.2012 10:00:00	1.22274	\$ 3.64
1380	Sell	16.07.2012 03:00:00	1.22457	0.04	16.07.2012 04:00:00	1.22371	\$ 3.16
1381	Sell	16.07.2012 08:00:00	1.22363	0.04	16.07.2012 10:00:00	1.22275	\$ 3.24
1382	Buy	17.07.2012 02:00:00	1.2267	0.04	17.07.2012 04:00:00	1.22785	\$ 4.32
1383	Sell	17.07.2012 03:00:00	1.22648	0.04	17.07.2012 14:00:00	1.22805	\$ -6.56
1384	Sell	17.07.2012 05:00:00	1.22967	0.08	17.07.2012 14:00:00	1.22808	\$ 12.16
1385	Sell	18.07.2012 07:00:00	1.22811	0.04	18.07.2012 09:00:00	1.22744	\$ 2.4
1386	Buy	19.07.2012 01:00:00	1.22814	0.04	19.07.2012 06:00:00	1.22946	\$ 5
1387	Buy	19.07.2012 07:00:00	1.22877	0.04	19.07.2012 11:00:00	1.22953	\$ 2.76
1389	Sell	20.07.2012 01:00:00	1.22733	0.04	20.07.2012 04:00:00	1.22575	\$ 6.04
1388	Buy	20.07.2012 00:00:00	1.22834	0.04	20.07.2012 06:00:00	1.22755	\$ -3.44
1390	Buy	20.07.2012 04:00:00	1.22589	0.08	20.07.2012 06:00:00	1.22753	\$ 12.56
1391	Sell	20.07.2012 05:00:00	1.22597	0.04	20.07.2012 13:00:00	1.22373	\$ 8.68
1392	Buy	23.07.2012 11:00:00	1.20917	0.04	23.07.2012 12:00:00	1.2107	\$ 5.84
1393	Sell	24.07.2012 01:00:00	1.21154	0.04	24.07.2012 11:00:00	1.21028	\$ 4.76
1394	Buy	24.07.2012 03:00:00	1.21256	0.04	25.07.2012 12:00:00	1.21282	\$ 0.51
1396	Buy	24.07.2012 19:00:00	1.20614	0.12	25.07.2012 12:00:00	1.21283	\$ 78.69

1395	Buy	24.07.2012 13:00:00	1.20991	0.08	25.07.2012 12:00:00	1.2127	\$ 21.26
1404	Buy	27.07.2012 06:00:00	1.22889	0.04	27.07.2012 10:00:00	1.22964	\$ 2.72
1406	Buy	30.07.2012 07:00:00	1.22941	0.04	31.07.2012 06:00:00	1.22892	\$ -2.49
1407	Buy	30.07.2012 12:00:00	1.22662	0.08	31.07.2012 06:00:00	1.22876	\$ 16.06
1408	Buy	01.08.2012 05:00:00	1.22873	0.04	01.08.2012 06:00:00	1.2295	\$ 2.8
1397	Sell	25.07.2012 04:00:00	1.20595	0.04	01.08.2012 22:00:00	1.22372	\$ -70.64
1399	Sell	25.07.2012 12:00:00	1.21284	0.12	01.08.2012 22:00:00	1.22381	\$ -130.33
1401	Sell	26.07.2012 14:00:00	1.22221	0.2	01.08.2012 22:00:00	1.22367	\$ -28.55
1403	Sell	26.07.2012 16:00:00	1.23001	0.28	01.08.2012 22:00:00	1.22377	\$ 175.63
1405	Sell	27.07.2012 17:00:00	1.23535	0.32	01.08.2012 22:00:00	1.22378	\$ 370.46
1402	Sell	26.07.2012 15:00:00	1.22593	0.24	01.08.2012 22:00:00	1.22367	\$ 55.02
1400	Sell	25.07.2012 22:00:00	1.21589	0.16	01.08.2012 22:00:00	1.2237	\$ -123.21
1398	Sell	25.07.2012 11:00:00	1.20862	0.08	01.08.2012 22:00:00	1.22368	\$ -119.61
1409	Sell	02.08.2012 04:00:00	1.22312	0.04	02.08.2012 16:00:00	1.22117	\$ 7.52
1411	Sell	02.08.2012 15:00:00	1.22953	0.12	02.08.2012 16:00:00	1.22107	\$ 100.68
1410	Sell	02.08.2012 11:00:00	1.22624	0.08	02.08.2012 16:00:00	1.22117	\$ 40
1419	Buy	07.08.2012 07:00:00	1.24003	0.04	07.08.2012 11:00:00	1.24241	\$ 9.24
1420	Buy	08.08.2012 04:00:00	1.23936	0.04	08.08.2012 12:00:00	1.23841	\$ -4.08
1421	Buy	08.08.2012 10:00:00	1.23675	0.08	08.08.2012 12:00:00	1.2384	\$ 12.64
1412	Sell	03.08.2012 03:00:00	1.21793	0.04	09.08.2012 14:00:00	1.23154	\$ -54.11
1414	Sell	03.08.2012 13:00:00	1.22369	0.12	09.08.2012 14:00:00	1.23161	\$ -94.04
1416	Sell	03.08.2012 17:00:00	1.23195	0.2	09.08.2012 14:00:00	1.23152	\$ 10.27
1418	Sell	06.08.2012 03:00:00	1.2426	0.28	09.08.2012 14:00:00	1.23165	\$ 308.22
1417	Sell	03.08.2012 19:00:00	1.23897	0.24	09.08.2012 14:00:00	1.23148	\$ 181.77
1415	Sell	03.08.2012 14:00:00	1.2287	0.16	09.08.2012 14:00:00	1.23156	\$ -44.42
1413	Sell	03.08.2012 11:00:00	1.22072	0.08	09.08.2012 14:00:00	1.23159	\$ -86.29
1423	Sell	10.08.2012 03:00:00	1.22917	0.04	10.08.2012 09:00:00	1.22847	\$ 2.52
1422	Buy	10.08.2012 02:00:00	1.23028	0.04	10.08.2012 18:00:00	1.23148	\$ 4.52
1424	Buy	10.08.2012 11:00:00	1.22693	0.08	10.08.2012 18:00:00	1.23133	\$ 34.64
1425	Sell	13.08.2012 03:00:00	1.2274	0.04	13.08.2012 22:00:00	1.23324	\$ -23.64
1427	Sell	13.08.2012 14:00:00	1.23377	0.12	13.08.2012 22:00:00	1.23337	\$ 3.96
1428	Sell	13.08.2012 17:00:00	1.23688	0.16	13.08.2012 22:00:00	1.2333	\$ 56.16
1426	Sell	13.08.2012 13:00:00	1.23087	0.08	13.08.2012 22:00:00	1.23338	\$ -20.64
1429	Sell	14.08.2012 01:00:00	1.23317	0.04	14.08.2012 03:00:00	1.23257	\$ 2.12
1430	Sell	14.08.2012 09:00:00	1.23602	0.05	14.08.2012 15:00:00	1.23483	\$ 5.6
1431	Sell	14.08.2012 23:00:00	1.23258	0.05	15.08.2012 01:00:00	1.23202	\$ 2.58
1433	Buy	15.08.2012 09:00:00	1.23285	0.05	15.08.2012 12:00:00	1.23328	\$ 1.8
1432	Sell	15.08.2012 02:00:00	1.23202	0.05	15.08.2012 13:00:00	1.2311	\$ 4.25
1434	Buy	17.08.2012 06:00:00	1.2352	0.05	17.08.2012 10:00:00	1.23691	\$ 8.2
1439	Buy	23.08.2012 06:00:00	1.2539	0.05	23.08.2012 07:00:00	1.25468	\$ 3.55
1435	Sell	21.08.2012 05:00:00	1.23563	0.05	28.08.2012 04:00:00	1.24839	\$ -63.25
1437	Sell	21.08.2012 16:00:00	1.24576	0.15	28.08.2012 04:00:00	1.2484	\$ -37.96
1440	Sell	23.08.2012 10:00:00	1.2563	0.25	28.08.2012 04:00:00	1.24851	\$ 194.92
1438	Sell	22.08.2012 22:00:00	1.25287	0.2	28.08.2012 04:00:00	1.24847	\$ 89.67
1436	Sell	21.08.2012 11:00:00	1.24032	0.1	28.08.2012 04:00:00	1.24846	\$ -80.31
1442	Sell	29.08.2012 05:00:00	1.25547	0.05	29.08.2012 11:00:00	1.25405	\$ 6.75
1441	Buy	28.08.2012 23:00:00	1.25694	0.05	29.08.2012 12:00:00	1.25582	\$ -6.26
1443	Buy	29.08.2012 11:00:00	1.25404	0.1	29.08.2012 12:00:00	1.25585	\$ 17.4
1444	Sell	31.08.2012 03:00:00	1.25092	0.05	31.08.2012 09:00:00	1.25023	\$ 3.1
1445	Sell	03.09.2012 02:00:00	1.25753	0.05	03.09.2012 04:00:00	1.25632	\$ 5.7
1446	Sell	03.09.2012 09:00:00	1.25711	0.05	04.09.2012 16:00:00	1.25669	\$ 1.88
1447	Sell	03.09.2012 20:00:00	1.25978	0.1	04.09.2012 16:00:00	1.25666	\$ 30.76
1448	Sell	05.09.2012 00:00:00	1.25641	0.05	05.09.2012 03:00:00	1.25334	\$ 15
1449	Buy	06.09.2012 01:00:00	1.26021	0.05	06.09.2012 05:00:00	1.26108	\$ 4
1450	Sell	06.09.2012 03:00:00	1.26012	0.05	06.09.2012 16:00:00	1.25893	\$ 5.6
1451	Sell	06.09.2012 15:00:00	1.26381	0.1	06.09.2012 16:00:00	1.25908	\$ 46.6
1452	Sell	10.09.2012 01:00:00	1.28058	0.05	10.09.2012 02:00:00	1.27981	\$ 3.5
1453	Sell	10.09.2012 05:00:00	1.27885	0.05	10.09.2012 13:00:00	1.27807	\$ 3.55
1455	Buy	11.09.2012 05:00:00	1.27698	0.05	11.09.2012 06:00:00	1.27765	\$ 3
1454	Sell	11.09.2012 01:00:00	1.27584	0.05	11.09.2012 15:00:00	1.27773	\$ -9.8

1456	Sell	11.09.2012 10:00:00	1.28043	0.1	11.09.2012 15:00:00	1.2777	\$ 26.6
1458	Sell	11.09.2012 23:00:00	1.28576	0.05	12.09.2012 01:00:00	1.28528	\$ 2.18
1457	Buy	11.09.2012 22:00:00	1.28616	0.05	12.09.2012 08:00:00	1.28731	\$ 5.09
1459	Sell	12.09.2012 02:00:00	1.28565	0.05	12.09.2012 17:00:00	1.28961	\$ -20.15
1460	Sell	12.09.2012 13:00:00	1.29249	0.1	12.09.2012 17:00:00	1.28961	\$ 28.1
1461	Buy	14.09.2012 06:00:00	1.30064	0.05	14.09.2012 07:00:00	1.30249	\$ 8.9
1462	Sell	17.09.2012 00:00:00	1.31173	0.05	17.09.2012 11:00:00	1.31067	\$ 4.95
1463	Sell	18.09.2012 02:00:00	1.31128	0.05	18.09.2012 04:00:00	1.30935	\$ 9.3
1467	Sell	19.09.2012 03:00:00	1.30456	0.05	19.09.2012 05:00:00	1.30401	\$ 2.4
1464	Buy	18.09.2012 06:00:00	1.31049	0.05	19.09.2012 09:00:00	1.30816	\$ -12.31
1466	Buy	18.09.2012 19:00:00	1.30513	0.15	19.09.2012 09:00:00	1.30811	\$ 42.71
1465	Buy	18.09.2012 11:00:00	1.308	0.1	19.09.2012 09:00:00	1.30809	\$ -0.42
1468	Sell	20.09.2012 03:00:00	1.30563	0.05	20.09.2012 04:00:00	1.30509	\$ 2.35
1469	Sell	20.09.2012 05:00:00	1.30304	0.05	20.09.2012 06:00:00	1.30176	\$ 6.05
1470	Buy	20.09.2012 22:00:00	1.29696	0.05	21.09.2012 04:00:00	1.29759	\$ 2.49
1471	Buy	21.09.2012 05:00:00	1.29705	0.05	21.09.2012 06:00:00	1.29798	\$ 4.3
1472	Sell	21.09.2012 22:00:00	1.29903	0.05	24.09.2012 00:00:00	1.2977	\$ 6.43
1473	Sell	24.09.2012 02:00:00	1.29747	0.05	24.09.2012 03:00:00	1.29667	\$ 3.65
1474	Sell	26.09.2012 00:00:00	1.28987	0.05	26.09.2012 08:00:00	1.28722	\$ 12.9
1475	Buy	26.09.2012 23:00:00	1.28651	0.05	27.09.2012 00:00:00	1.28725	\$ 2.41
1476	Sell	28.09.2012 03:00:00	1.29121	0.05	28.09.2012 14:00:00	1.29224	\$ -5.5
1477	Sell	28.09.2012 12:00:00	1.29454	0.1	28.09.2012 14:00:00	1.2923	\$ 21.7
1482	Buy	02.10.2012 00:00:00	1.28887	0.05	02.10.2012 05:00:00	1.29002	\$ 5.4
1483	Buy	03.10.2012 05:00:00	1.29111	0.05	03.10.2012 13:00:00	1.29262	\$ 7.2
1478	Sell	01.10.2012 03:00:00	1.28085	0.05	08.10.2012 13:00:00	1.29625	\$ -76.45
1480	Sell	01.10.2012 12:00:00	1.28931	0.15	08.10.2012 13:00:00	1.29635	\$ -103.96
1484	Sell	04.10.2012 14:00:00	1.29501	0.25	08.10.2012 13:00:00	1.29627	\$ -31.97
1486	Sell	04.10.2012 20:00:00	1.30176	0.35	08.10.2012 13:00:00	1.29636	\$ 188.34
1487	Sell	05.10.2012 17:00:00	1.30576	0.4	08.10.2012 13:00:00	1.29635	\$ 374.62
1485	Sell	04.10.2012 16:00:00	1.29838	0.3	08.10.2012 13:00:00	1.29634	\$ 60.64
1481	Sell	01.10.2012 16:00:00	1.29238	0.2	08.10.2012 13:00:00	1.29638	\$ -77.82
1479	Sell	01.10.2012 10:00:00	1.28434	0.1	08.10.2012 13:00:00	1.29619	\$ -117.41
1488	Buy	08.10.2012 22:00:00	1.29666	0.05	09.10.2012 03:00:00	1.29752	\$ 3.64
1489	Buy	10.10.2012 05:00:00	1.287	0.05	10.10.2012 08:00:00	1.28602	\$ -5.25
1490	Buy	10.10.2012 06:00:00	1.28432	0.1	10.10.2012 08:00:00	1.28599	\$ 16
1491	Sell	11.10.2012 03:00:00	1.28593	0.05	11.10.2012 04:00:00	1.28414	\$ 8.6
1496	Buy	11.10.2012 23:00:00	1.29293	0.05	12.10.2012 05:00:00	1.29382	\$ 3.79
1492	Sell	11.10.2012 06:00:00	1.28568	0.05	15.10.2012 04:00:00	1.29014	\$ -22.39
1494	Sell	11.10.2012 14:00:00	1.29138	0.15	15.10.2012 04:00:00	1.29007	\$ 19.37
1497	Sell	12.10.2012 11:00:00	1.2984	0.25	15.10.2012 04:00:00	1.29017	\$ 204.64
1495	Sell	11.10.2012 17:00:00	1.29385	0.2	15.10.2012 04:00:00	1.29001	\$ 76.42
1493	Sell	11.10.2012 13:00:00	1.28848	0.1	15.10.2012 04:00:00	1.28999	\$ -15.29
1498	Buy	15.10.2012 02:00:00	1.29508	0.05	15.10.2012 11:00:00	1.29475	\$ -2
1499	Buy	15.10.2012 04:00:00	1.28999	0.1	15.10.2012 11:00:00	1.29475	\$ 46.9
1501	Sell	15.10.2012 17:00:00	1.29448	0.05	15.10.2012 18:00:00	1.29366	\$ 3.75
1500	Buy	15.10.2012 16:00:00	1.29546	0.05	16.10.2012 03:00:00	1.29664	\$ 5.24
1502	Sell	16.10.2012 05:00:00	1.29577	0.05	19.10.2012 10:00:00	1.30549	\$ -48.31
1504	Sell	16.10.2012 14:00:00	1.30156	0.15	19.10.2012 10:00:00	1.30552	\$ -58.53
1506	Sell	17.10.2012 01:00:00	1.30969	0.25	19.10.2012 10:00:00	1.30554	\$ 104.56
1507	Sell	17.10.2012 16:00:00	1.31279	0.3	19.10.2012 10:00:00	1.30554	\$ 218.47
1505	Sell	16.10.2012 15:00:00	1.30501	0.2	19.10.2012 10:00:00	1.30556	\$ -9.84
1503	Sell	16.10.2012 10:00:00	1.29902	0.1	19.10.2012 10:00:00	1.30554	\$ -64.62
1508	Buy	18.10.2012 02:00:00	1.31126	0.05	22.10.2012 14:00:00	1.30716	\$ -21.48
1510	Buy	19.10.2012 10:00:00	1.30556	0.15	22.10.2012 14:00:00	1.30713	\$ 21.56
1511	Buy	19.10.2012 19:00:00	1.3022	0.2	22.10.2012 14:00:00	1.30703	\$ 93.95
1509	Buy	18.10.2012 21:00:00	1.3085	0.1	22.10.2012 14:00:00	1.30697	\$ -17.25
1512	Sell	22.10.2012 23:00:00	1.30559	0.05	23.10.2012 10:00:00	1.30368	\$ 9.33
1513	Buy	24.10.2012 03:00:00	1.29743	0.05	24.10.2012 04:00:00	1.29806	\$ 2.8
1514	Buy	24.10.2012 05:00:00	1.29892	0.05	24.10.2012 17:00:00	1.29722	\$ -8.85
1516	Buy	24.10.2012 12:00:00	1.2933	0.15	24.10.2012 17:00:00	1.29738	\$ 60.15

1515	Buy	24.10.2012 11:00:00	1.29623	0.1	24.10.2012 17:00:00	1.29739	\$ 10.9
1517	Buy	24.10.2012 22:00:00	1.29728	0.05	25.10.2012 06:00:00	1.29812	\$ 2.91
1519	Buy	25.10.2012 07:00:00	1.29712	0.05	25.10.2012 08:00:00	1.2979	\$ 3.55
1518	Sell	25.10.2012 02:00:00	1.29644	0.05	25.10.2012 16:00:00	1.29842	\$ -10.25
1520	Sell	25.10.2012 09:00:00	1.30009	0.1	25.10.2012 16:00:00	1.2984	\$ 16.2
1521	Sell	26.10.2012 00:00:00	1.29339	0.05	26.10.2012 14:00:00	1.2895	\$ 19.1
1522	Buy	29.10.2012 02:00:00	1.2926	0.05	29.10.2012 06:00:00	1.29334	\$ 3.35
1523	Buy	29.10.2012 23:00:00	1.29025	0.05	30.10.2012 04:00:00	1.29125	\$ 4.34
1524	Sell	30.10.2012 03:00:00	1.29068	0.05	30.10.2012 09:00:00	1.2893	\$ 6.55
1525	Buy	30.10.2012 05:00:00	1.29108	0.05	30.10.2012 10:00:00	1.29197	\$ 4.1
1526	Sell	31.10.2012 01:00:00	1.29635	0.05	31.10.2012 10:00:00	1.29591	\$ 1.85
1527	Buy	31.10.2012 03:00:00	1.29627	0.05	31.10.2012 11:00:00	1.29745	\$ 5.55
1528	Sell	01.11.2012 00:00:00	1.296	0.05	01.11.2012 11:00:00	1.29413	\$ 9
1529	Buy	01.11.2012 05:00:00	1.29638	0.05	01.11.2012 15:00:00	1.29611	\$ -1.7
1530	Buy	01.11.2012 13:00:00	1.29341	0.1	01.11.2012 15:00:00	1.29615	\$ 26.7
1532	Sell	02.11.2012 04:00:00	1.29288	0.05	02.11.2012 09:00:00	1.29024	\$ 12.85
1538	Sell	05.11.2012 23:00:00	1.27903	0.05	06.11.2012 10:00:00	1.27845	\$ 2.68
1531	Buy	02.11.2012 00:00:00	1.29427	0.05	07.11.2012 07:00:00	1.28572	\$ -44.04
1534	Buy	02.11.2012 12:00:00	1.28782	0.15	07.11.2012 07:00:00	1.28589	\$ -32.81
1536	Buy	05.11.2012 00:00:00	1.28198	0.25	07.11.2012 07:00:00	1.28578	\$ 90.12
1537	Buy	05.11.2012 10:00:00	1.27915	0.3	07.11.2012 07:00:00	1.28584	\$ 194.85
1535	Buy	02.11.2012 17:00:00	1.28491	0.2	07.11.2012 07:00:00	1.28578	\$ 12.25
1533	Buy	02.11.2012 09:00:00	1.29028	0.1	07.11.2012 07:00:00	1.2858	\$ -47.38
1539	Sell	07.11.2012 03:00:00	1.279	0.05	07.11.2012 14:00:00	1.28163	\$ -13.5
1541	Sell	07.11.2012 07:00:00	1.28582	0.15	07.11.2012 14:00:00	1.28153	\$ 63.3
1540	Sell	07.11.2012 06:00:00	1.28322	0.1	07.11.2012 14:00:00	1.28155	\$ 16
1542	Sell	08.11.2012 00:00:00	1.27707	0.05	08.11.2012 02:00:00	1.27567	\$ 6.65
1543	Buy	08.11.2012 08:00:00	1.2753	0.05	08.11.2012 09:00:00	1.27647	\$ 5.5
1544	Buy	09.11.2012 02:00:00	1.27411	0.05	09.11.2012 04:00:00	1.27468	\$ 2.5
1545	Sell	09.11.2012 23:00:00	1.27097	0.05	12.11.2012 12:00:00	1.27033	\$ 2.98
1546	Sell	12.11.2012 21:00:00	1.27118	0.05	13.11.2012 02:00:00	1.27065	\$ 2.43
1547	Sell	13.11.2012 03:00:00	1.26995	0.05	13.11.2012 04:00:00	1.26827	\$ 8.05
1548	Buy	14.11.2012 00:00:00	1.27035	0.05	14.11.2012 02:00:00	1.27096	\$ 2.7
1549	Sell	14.11.2012 23:00:00	1.27344	0.05	15.11.2012 03:00:00	1.27245	\$ 4.98
1550	Buy	15.11.2012 04:00:00	1.27323	0.05	15.11.2012 05:00:00	1.27389	\$ 2.95
1551	Sell	16.11.2012 03:00:00	1.2775	0.05	16.11.2012 08:00:00	1.27698	\$ 2.25
1552	Buy	19.11.2012 23:00:00	1.28108	0.05	20.11.2012 06:00:00	1.28033	\$ -4.41
1553	Buy	20.11.2012 01:00:00	1.27809	0.1	20.11.2012 06:00:00	1.28029	\$ 21.3
1555	Sell	21.11.2012 01:00:00	1.2813	0.05	21.11.2012 05:00:00	1.28026	\$ 4.85
1554	Buy	20.11.2012 23:00:00	1.28194	0.05	21.11.2012 13:00:00	1.279	\$ -15.36
1556	Buy	21.11.2012 06:00:00	1.27659	0.1	21.11.2012 13:00:00	1.279	\$ 23.4
1558	Buy	21.11.2012 21:00:00	1.28267	0.05	22.11.2012 02:00:00	1.28647	\$ 17.71
1557	Sell	21.11.2012 19:00:00	1.28152	0.05	22.11.2012 07:00:00	1.28421	\$ -13.42
1559	Sell	22.11.2012 02:00:00	1.28634	0.1	22.11.2012 07:00:00	1.28411	\$ 21.6
1560	Buy	23.11.2012 02:00:00	1.28755	0.05	23.11.2012 04:00:00	1.28819	\$ 2.85
1561	Sell	23.11.2012 06:00:00	1.28862	0.05	26.11.2012 11:00:00	1.29523	\$ -33.27
1563	Sell	23.11.2012 18:00:00	1.29577	0.15	26.11.2012 11:00:00	1.29523	\$ 7.43
1564	Sell	23.11.2012 20:00:00	1.29852	0.2	26.11.2012 11:00:00	1.29512	\$ 67.11
1562	Sell	23.11.2012 16:00:00	1.29318	0.1	26.11.2012 11:00:00	1.2952	\$ -20.64
1565	Sell	26.11.2012 21:00:00	1.29611	0.05	27.11.2012 12:00:00	1.2963	\$ -1.17
1566	Sell	27.11.2012 01:00:00	1.29936	0.1	27.11.2012 12:00:00	1.29617	\$ 31.2
1567	Sell	27.11.2012 23:00:00	1.29302	0.05	28.11.2012 08:00:00	1.29243	\$ 2.73
1568	Buy	28.11.2012 01:00:00	1.29381	0.05	28.11.2012 19:00:00	1.29224	\$ -8.2
1569	Buy	28.11.2012 14:00:00	1.28923	0.1	28.11.2012 19:00:00	1.29226	\$ 29.6
1570	Buy	29.11.2012 06:00:00	1.29522	0.05	29.11.2012 10:00:00	1.29632	\$ 5.15
1571	Buy	30.11.2012 00:00:00	1.29787	0.05	30.11.2012 04:00:00	1.29925	\$ 6.55
1572	Sell	30.11.2012 01:00:00	1.29769	0.05	30.11.2012 15:00:00	1.29876	\$ -5.7
1573	Sell	30.11.2012 08:00:00	1.30013	0.1	30.11.2012 15:00:00	1.29876	\$ 13
1574	Sell	30.11.2012 22:00:00	1.2998	0.05	03.12.2012 00:00:00	1.29827	\$ 7.43
1579	Buy	04.12.2012 23:00:00	1.30962	0.05	05.12.2012 03:00:00	1.31022	\$ 2.34

1575	Sell	03.12.2012 01:00:00	1.29959	0.05	06.12.2012 03:00:00	1.30559	\$ -29.71
1577	Sell	03.12.2012 18:00:00	1.30721	0.15	06.12.2012 03:00:00	1.30562	\$ 24.72
1578	Sell	04.12.2012 21:00:00	1.30976	0.2	06.12.2012 03:00:00	1.30565	\$ 82.85
1576	Sell	03.12.2012 04:00:00	1.30369	0.1	06.12.2012 03:00:00	1.30567	\$ -19.22
1580	Sell	07.12.2012 03:00:00	1.29663	0.05	07.12.2012 08:00:00	1.29588	\$ 3.4
1582	Sell	07.12.2012 09:00:00	1.29588	0.05	07.12.2012 10:00:00	1.2938	\$ 10.05
1581	Buy	07.12.2012 04:00:00	1.29709	0.05	07.12.2012 19:00:00	1.29406	\$ -15.5
1584	Buy	07.12.2012 15:00:00	1.29068	0.15	07.12.2012 19:00:00	1.29419	\$ 51.6
1583	Buy	07.12.2012 10:00:00	1.29374	0.1	07.12.2012 19:00:00	1.2941	\$ 2.9
1585	Sell	07.12.2012 23:00:00	1.29302	0.05	10.12.2012 00:00:00	1.2889	\$ 20.38
1586	Sell	10.12.2012 02:00:00	1.29054	0.05	10.12.2012 06:00:00	1.28976	\$ 3.55
1587	Buy	10.12.2012 07:00:00	1.28962	0.05	10.12.2012 08:00:00	1.29023	\$ 2.7
1588	Buy	11.12.2012 01:00:00	1.29406	0.05	11.12.2012 07:00:00	1.29501	\$ 4.4
1589	Buy	12.12.2012 00:00:00	1.30057	0.05	12.12.2012 02:00:00	1.30113	\$ 2.45
1591	Buy	12.12.2012 06:00:00	1.30023	0.05	12.12.2012 11:00:00	1.3007	\$ 2
1594	Buy	13.12.2012 23:00:00	1.3076	0.05	14.12.2012 04:00:00	1.30827	\$ 2.69
1597	Buy	17.12.2012 01:00:00	1.31841	0.05	18.12.2012 12:00:00	1.31744	\$ -5.51
1598	Buy	17.12.2012 04:00:00	1.31589	0.1	18.12.2012 12:00:00	1.31748	\$ 14.58
1590	Sell	12.12.2012 03:00:00	1.30025	0.05	21.12.2012 05:00:00	1.31936	\$ -94.49
1593	Sell	12.12.2012 20:00:00	1.30877	0.15	21.12.2012 05:00:00	1.31925	\$ -154.03
1596	Sell	14.12.2012 20:00:00	1.31671	0.25	21.12.2012 05:00:00	1.31931	\$ -62.27
1600	Sell	19.12.2012 05:00:00	1.325	0.35	21.12.2012 05:00:00	1.31929	\$ 200.98
1601	Sell	19.12.2012 15:00:00	1.32947	0.4	21.12.2012 05:00:00	1.31936	\$ 405.7
1599	Sell	18.12.2012 18:00:00	1.32134	0.3	21.12.2012 05:00:00	1.31937	\$ 60.84
1595	Sell	14.12.2012 19:00:00	1.31334	0.2	21.12.2012 05:00:00	1.31935	\$ -118.02
1592	Sell	12.12.2012 15:00:00	1.30446	0.1	21.12.2012 05:00:00	1.31933	\$ -146.58
1602	Buy	21.12.2012 22:00:00	1.31764	0.05	21.12.2012 23:00:00	1.3183	\$ 2.95
1603	Sell	24.12.2012 03:00:00	1.31739	0.05	24.12.2012 18:00:00	1.31941	\$ -10.45
1604	Sell	24.12.2012 11:00:00	1.32184	0.1	24.12.2012 18:00:00	1.31935	\$ 24.2
1605	Buy	25.12.2012 00:00:00	1.31885	0.05	25.12.2012 12:00:00	1.31966	\$ 3.7
1606	Sell	25.12.2012 02:00:00	1.31797	0.05	26.12.2012 21:00:00	1.32171	\$ -18.92
1608	Sell	26.12.2012 17:00:00	1.3248	0.15	26.12.2012 21:00:00	1.32172	\$ 45.15
1607	Sell	26.12.2012 12:00:00	1.32106	0.1	26.12.2012 21:00:00	1.32178	\$ -7.9
1609	Sell	28.12.2012 22:00:00	1.32221	0.05	28.12.2012 23:00:00	1.32157	\$ 2.85
1610	Buy	31.12.2012 03:00:00	1.32289	0.05	31.12.2012 17:00:00	1.32187	\$ -5.45
1611	Buy	31.12.2012 07:00:00	1.31975	0.1	31.12.2012 17:00:00	1.32182	\$ 20
1612	Buy	01.01.2013 02:00:00	1.31965	0.05	02.01.2013 01:00:00	1.3205	\$ 3.59
1613	Buy	02.01.2013 02:00:00	1.3198	0.05	02.01.2013 03:00:00	1.32061	\$ 3.7
1614	Sell	03.01.2013 00:00:00	1.31862	0.05	03.01.2013 04:00:00	1.31716	\$ 6.95
1615	Sell	03.01.2013 10:00:00	1.31354	0.05	03.01.2013 12:00:00	1.31478	\$ -6.55
1616	Sell	03.01.2013 11:00:00	1.31641	0.1	03.01.2013 12:00:00	1.31478	\$ 15.6
1617	Sell	03.01.2013 23:00:00	1.30539	0.05	04.01.2013 01:00:00	1.30396	\$ 6.93
1620	Sell	04.01.2013 11:00:00	1.30147	0.05	04.01.2013 13:00:00	1.30071	\$ 3.45
1618	Buy	04.01.2013 09:00:00	1.3038	0.05	04.01.2013 16:00:00	1.30407	\$ 1
1619	Buy	04.01.2013 10:00:00	1.30082	0.1	04.01.2013 16:00:00	1.30403	\$ 31.4
1623	Sell	09.01.2013 01:00:00	1.30805	0.05	09.01.2013 03:00:00	1.3072	\$ 3.9
1625	Sell	10.01.2013 02:00:00	1.30533	0.05	10.01.2013 04:00:00	1.30395	\$ 6.55
1621	Buy	08.01.2013 02:00:00	1.31239	0.05	10.01.2013 12:00:00	1.3102	\$ -12.55
1624	Buy	09.01.2013 14:00:00	1.30505	0.15	10.01.2013 12:00:00	1.31025	\$ 74.14
1622	Buy	08.01.2013 16:00:00	1.30826	0.1	10.01.2013 12:00:00	1.31014	\$ 15.6
1626	Buy	11.01.2013 02:00:00	1.32723	0.05	11.01.2013 16:00:00	1.33414	\$ 34.2
1627	Sell	11.01.2013 06:00:00	1.32556	0.05	14.01.2013 15:00:00	1.33397	\$ -42.27
1629	Sell	14.01.2013 01:00:00	1.33653	0.15	14.01.2013 15:00:00	1.33402	\$ 36.6
1630	Sell	14.01.2013 05:00:00	1.33919	0.2	14.01.2013 15:00:00	1.33392	\$ 104
1628	Sell	11.01.2013 16:00:00	1.33394	0.1	14.01.2013 15:00:00	1.334	\$ -1.04
1631	Sell	14.01.2013 23:00:00	1.33841	0.05	15.01.2013 01:00:00	1.33776	\$ 3.03
1632	Sell	15.01.2013 02:00:00	1.33764	0.05	15.01.2013 06:00:00	1.33582	\$ 8.75
1633	Buy	15.01.2013 04:00:00	1.33892	0.05	15.01.2013 12:00:00	1.33828	\$ -3.55
1634	Buy	15.01.2013 06:00:00	1.3358	0.1	15.01.2013 12:00:00	1.33823	\$ 23.6
1635	Buy	16.01.2013 09:00:00	1.32959	0.05	16.01.2013 13:00:00	1.33126	\$ 8

1636	Buy	17.01.2013 04:00:00	1.33111	0.05	17.01.2013 09:00:00	1.33032	\$ -4.3
1637	Buy	17.01.2013 06:00:00	1.32855	0.1	17.01.2013 09:00:00	1.33032	\$ 17
1638	Buy	18.01.2013 04:00:00	1.33716	0.05	18.01.2013 06:00:00	1.33853	\$ 6.5
1639	Buy	21.01.2013 00:00:00	1.33117	0.05	21.01.2013 02:00:00	1.33164	\$ 2
1640	Sell	21.01.2013 01:00:00	1.3308	0.05	22.01.2013 12:00:00	1.33062	\$ 0.68
1641	Sell	22.01.2013 07:00:00	1.33419	0.1	22.01.2013 12:00:00	1.33046	\$ 36.6
1643	Sell	23.01.2013 01:00:00	1.33223	0.05	23.01.2013 02:00:00	1.33138	\$ 3.9
1644	Sell	23.01.2013 03:00:00	1.33168	0.05	23.01.2013 07:00:00	1.33114	\$ 2.35
1642	Buy	22.01.2013 23:00:00	1.33194	0.05	23.01.2013 12:00:00	1.33302	\$ 4.74
1646	Sell	25.01.2013 02:00:00	1.33681	0.05	25.01.2013 04:00:00	1.33591	\$ 4.15
1645	Buy	25.01.2013 01:00:00	1.33793	0.05	25.01.2013 10:00:00	1.34089	\$ 14.45
1648	Sell	28.01.2013 06:00:00	1.34511	0.05	28.01.2013 09:00:00	1.34459	\$ 2.25
1647	Buy	28.01.2013 00:00:00	1.3466	0.05	28.01.2013 12:00:00	1.3456	\$ -5.35
1649	Buy	28.01.2013 10:00:00	1.34315	0.1	28.01.2013 12:00:00	1.34552	\$ 23
1651	Sell	29.01.2013 02:00:00	1.34466	0.05	29.01.2013 10:00:00	1.34382	\$ 3.85
1650	Buy	28.01.2013 23:00:00	1.3456	0.05	29.01.2013 17:00:00	1.34832	\$ 12.94
1652	Buy	29.01.2013 13:00:00	1.34273	0.1	29.01.2013 17:00:00	1.34828	\$ 54.8
1653	Buy	30.01.2013 00:00:00	1.34914	0.05	30.01.2013 10:00:00	1.35111	\$ 9.5
1654	Sell	30.01.2013 02:00:00	1.34871	0.05	04.02.2013 11:00:00	1.35952	\$ -53.76
1656	Sell	30.01.2013 13:00:00	1.35557	0.15	04.02.2013 11:00:00	1.35952	\$ -58.38
1658	Sell	01.02.2013 02:00:00	1.36115	0.25	04.02.2013 11:00:00	1.35959	\$ 37.89
1660	Sell	01.02.2013 18:00:00	1.36946	0.35	04.02.2013 11:00:00	1.35954	\$ 345.65
1659	Sell	01.02.2013 11:00:00	1.36511	0.3	04.02.2013 11:00:00	1.35963	\$ 163.07
1657	Sell	31.01.2013 08:00:00	1.35829	0.2	04.02.2013 11:00:00	1.35964	\$ -27.38
1655	Sell	30.01.2013 12:00:00	1.35294	0.1	04.02.2013 11:00:00	1.35958	\$ -65.82
1661	Sell	05.02.2013 03:00:00	1.34955	0.05	05.02.2013 07:00:00	1.34876	\$ 3.6
1662	Buy	05.02.2013 06:00:00	1.34929	0.05	05.02.2013 11:00:00	1.35294	\$ 17.9
1663	Buy	05.02.2013 09:00:00	1.34662	0.1	05.02.2013 11:00:00	1.353	\$ 63.1
1664	Buy	05.02.2013 23:00:00	1.35791	0.05	06.02.2013 04:00:00	1.35962	\$ 7.89
1665	Buy	06.02.2013 05:00:00	1.35834	0.05	06.02.2013 18:00:00	1.3537	\$ -23.55
1667	Buy	06.02.2013 16:00:00	1.34977	0.15	06.02.2013 18:00:00	1.35377	\$ 58.95
1666	Buy	06.02.2013 10:00:00	1.35444	0.1	06.02.2013 18:00:00	1.35381	\$ -7
1668	Sell	06.02.2013 22:00:00	1.35246	0.05	07.02.2013 01:00:00	1.35179	\$ 3.38
1669	Buy	07.02.2013 00:00:00	1.35231	0.05	07.02.2013 09:00:00	1.35353	\$ 5.75
1670	Sell	08.02.2013 02:00:00	1.33832	0.05	08.02.2013 15:00:00	1.3388	\$ -2.75
1671	Sell	08.02.2013 05:00:00	1.3411	0.1	08.02.2013 15:00:00	1.33879	\$ 22.4
1672	Sell	11.02.2013 00:14:00	1.33666	0.05	11.02.2013 14:00:00	1.33811	\$ -7.6
1673	Sell	11.02.2013 12:00:00	1.33977	0.1	11.02.2013 14:00:00	1.33799	\$ 17.1
1674	Sell	12.02.2013 01:00:00	1.34016	0.05	12.02.2013 06:00:00	1.33931	\$ 3.9
1675	Sell	12.02.2013 09:00:00	1.33872	0.05	12.02.2013 10:00:00	1.338	\$ 3.25
1676	Buy	13.02.2013 03:00:00	1.34535	0.05	13.02.2013 10:00:00	1.34641	\$ 4.95
1678	Sell	14.02.2013 03:00:00	1.34449	0.05	14.02.2013 07:00:00	1.34387	\$ 2.75
1677	Buy	14.02.2013 01:00:00	1.34493	0.05	15.02.2013 09:00:00	1.33786	\$ -36.01
1680	Buy	14.02.2013 10:00:00	1.33885	0.15	15.02.2013 09:00:00	1.33783	\$ -17.29
1682	Buy	14.02.2013 13:00:00	1.33323	0.25	15.02.2013 09:00:00	1.33773	\$ 109.19
1681	Buy	14.02.2013 12:00:00	1.33633	0.2	15.02.2013 09:00:00	1.33777	\$ 26.15
1679	Buy	14.02.2013 09:00:00	1.34149	0.1	15.02.2013 09:00:00	1.33791	\$ -37.12
1683	Buy	15.02.2013 22:00:00	1.33559	0.05	15.02.2013 23:00:00	1.33622	\$ 2.8
1684	Buy	18.02.2013 22:00:00	1.33514	0.05	19.02.2013 17:00:00	1.33657	\$ 6.49
1685	Sell	20.02.2013 01:00:00	1.33844	0.05	20.02.2013 13:00:00	1.33951	\$ -5.7
1686	Sell	20.02.2013 03:00:00	1.3419	0.1	20.02.2013 13:00:00	1.33937	\$ 24.6
1691	Sell	21.02.2013 07:00:00	1.32655	0.05	21.02.2013 08:00:00	1.32405	\$ 12.15
1695	Sell	22.02.2013 04:00:00	1.31916	0.05	22.02.2013 14:00:00	1.31702	\$ 10.35
1696	Sell	22.02.2013 11:00:00	1.32182	0.1	22.02.2013 14:00:00	1.31692	\$ 48.3
1687	Buy	20.02.2013 09:00:00	1.34213	0.05	25.02.2013 13:00:00	1.32671	\$ -79.01
1689	Buy	20.02.2013 19:00:00	1.33494	0.15	25.02.2013 13:00:00	1.32678	\$ -128.14
1692	Buy	21.02.2013 08:00:00	1.32414	0.25	25.02.2013 13:00:00	1.32665	\$ 57.88
1694	Buy	21.02.2013 21:00:00	1.31806	0.35	25.02.2013 13:00:00	1.32666	\$ 294.18
1693	Buy	21.02.2013 11:00:00	1.32048	0.3	25.02.2013 13:00:00	1.32666	\$ 179.55
1690	Buy	20.02.2013 22:00:00	1.32847	0.2	25.02.2013 13:00:00	1.3268	\$ -41.05

1688	Buy	20.02.2013 13:00:00	1.33937	0.1	25.02.2013 13:00:00	1.32682	\$ -129.32
1697	Sell	25.02.2013 03:00:00	1.31878	0.05	25.02.2013 18:00:00	1.32136	\$ -13.25
1699	Sell	25.02.2013 13:00:00	1.32666	0.15	25.02.2013 18:00:00	1.32148	\$ 76.65
1700	Sell	25.02.2013 15:00:00	1.32991	0.2	25.02.2013 18:00:00	1.32134	\$ 170
1698	Sell	25.02.2013 09:00:00	1.32146	0.1	25.02.2013 18:00:00	1.32136	\$ 0.3
1701	Sell	26.02.2013 08:00:00	1.30608	0.05	26.02.2013 09:00:00	1.30531	\$ 3.5
1702	Sell	26.02.2013 22:00:00	1.30545	0.05	27.02.2013 04:00:00	1.30479	\$ 3.08
1703	Buy	27.02.2013 01:00:00	1.30657	0.05	27.02.2013 10:00:00	1.30922	\$ 12.9
1704	Sell	28.02.2013 09:00:00	1.31392	0.05	28.02.2013 12:00:00	1.31188	\$ 9.85
1705	Buy	28.02.2013 11:00:00	1.31399	0.05	28.02.2013 15:00:00	1.31317	\$ -4.45
1706	Buy	28.02.2013 13:00:00	1.31073	0.1	28.02.2013 15:00:00	1.31314	\$ 23.4
1708	Sell	04.03.2013 00:00:00	1.30115	0.05	04.03.2013 09:00:00	1.29963	\$ 7.25
1707	Buy	01.03.2013 23:00:00	1.30213	0.05	04.03.2013 15:00:00	1.30082	\$ -7.21
1709	Buy	04.03.2013 12:00:00	1.29881	0.1	04.03.2013 15:00:00	1.30086	\$ 19.8
1710	Buy	04.03.2013 23:00:00	1.30166	0.05	05.03.2013 00:00:00	1.30267	\$ 4.39
1711	Buy	05.03.2013 02:00:00	1.30345	0.05	05.03.2013 08:00:00	1.30454	\$ 5.1
1712	Buy	06.03.2013 00:00:00	1.30522	0.05	06.03.2013 03:00:00	1.30626	\$ 4.85
1713	Sell	06.03.2013 06:00:00	1.30646	0.05	06.03.2013 07:00:00	1.3059	\$ 2.45
1714	Sell	06.03.2013 23:00:00	1.29931	0.05	07.03.2013 00:00:00	1.29668	\$ 13.18
1715	Buy	07.03.2013 05:00:00	1.29895	0.05	07.03.2013 10:00:00	1.29948	\$ 2.3
1716	Sell	08.03.2013 03:00:00	1.31024	0.05	08.03.2013 04:00:00	1.30957	\$ 3
1717	Sell	08.03.2013 07:00:00	1.30907	0.05	08.03.2013 09:00:00	1.3083	\$ 3.5
1718	Buy	08.03.2013 10:00:00	1.30883	0.05	08.03.2013 12:00:00	1.30946	\$ 2.8
1719	Sell	11.03.2013 02:00:00	1.29872	0.05	12.03.2013 10:00:00	1.30161	\$ -14.67
1721	Sell	11.03.2013 22:00:00	1.30401	0.15	12.03.2013 10:00:00	1.30161	\$ 35.33
1720	Sell	11.03.2013 19:00:00	1.3013	0.1	12.03.2013 10:00:00	1.30165	\$ -3.94
1722	Buy	13.03.2013 04:00:00	1.30294	0.05	13.03.2013 05:00:00	1.3035	\$ 2.45
1723	Buy	14.03.2013 04:00:00	1.29786	0.05	14.03.2013 19:00:00	1.29802	\$ 0.45
1724	Buy	14.03.2013 08:00:00	1.29469	0.1	14.03.2013 19:00:00	1.29798	\$ 32.2
1725	Buy	15.03.2013 06:00:00	1.30164	0.05	15.03.2013 10:00:00	1.3022	\$ 2.45
1726	Sell	18.03.2013 06:00:00	1.29018	0.05	18.03.2013 08:00:00	1.28965	\$ 2.3
1727	Sell	18.03.2013 11:00:00	1.29223	0.05	18.03.2013 15:00:00	1.29456	\$ -12
1728	Sell	18.03.2013 12:00:00	1.29661	0.1	18.03.2013 15:00:00	1.29468	\$ 18.6
1730	Sell	19.03.2013 08:00:00	1.29545	0.05	19.03.2013 09:00:00	1.2946	\$ 3.9
1729	Buy	19.03.2013 01:00:00	1.29579	0.05	19.03.2013 16:00:00	1.29468	\$ -5.9
1731	Buy	19.03.2013 14:00:00	1.29325	0.1	19.03.2013 16:00:00	1.29471	\$ 13.9
1732	Sell	21.03.2013 02:00:00	1.2934	0.05	21.03.2013 12:00:00	1.28897	\$ 21.8
1733	Sell	22.03.2013 00:00:00	1.28984	0.05	22.03.2013 09:00:00	1.28929	\$ 2.4
1734	Sell	22.03.2013 23:00:00	1.29851	0.05	25.03.2013 00:00:00	1.29479	\$ 18.38
1735	Sell	26.03.2013 02:00:00	1.28589	0.05	26.03.2013 15:00:00	1.28525	\$ 2.85
1736	Sell	27.03.2013 01:00:00	1.28553	0.05	27.03.2013 07:00:00	1.28418	\$ 6.4
1737	Buy	28.03.2013 03:00:00	1.27741	0.05	28.03.2013 04:00:00	1.27815	\$ 3.35
1738	Sell	29.03.2013 01:00:00	1.28145	0.05	29.03.2013 09:00:00	1.2803	\$ 5.4
1740	Sell	01.04.2013 00:00:00	1.28027	0.05	01.04.2013 04:00:00	1.27918	\$ 5.1
1739	Buy	29.03.2013 16:00:00	1.28206	0.05	01.04.2013 11:00:00	1.28152	\$ -3.36
1741	Buy	01.04.2013 04:00:00	1.27928	0.1	01.04.2013 11:00:00	1.28135	\$ 20
1742	Sell	02.04.2013 22:00:00	1.2816	0.05	03.04.2013 04:00:00	1.28061	\$ 4.73
1743	Sell	04.04.2013 04:00:00	1.28457	0.05	04.04.2013 08:00:00	1.28337	\$ 5.65
1744	Buy	05.04.2013 05:00:00	1.29313	0.05	05.04.2013 16:00:00	1.29887	\$ 28.35
1745	Buy	08.04.2013 23:00:00	1.30033	0.05	09.04.2013 01:00:00	1.30192	\$ 7.29
1746	Sell	09.04.2013 09:00:00	1.30328	0.05	09.04.2013 11:00:00	1.30195	\$ 6.3
1748	Buy	10.04.2013 05:00:00	1.30816	0.05	10.04.2013 06:00:00	1.30866	\$ 2.15
1747	Sell	09.04.2013 23:00:00	1.30817	0.05	10.04.2013 16:00:00	1.30746	\$ 3.33
1749	Sell	11.04.2013 04:00:00	1.30495	0.05	12.04.2013 11:00:00	1.30632	\$ -7.07
1751	Sell	11.04.2013 14:00:00	1.31255	0.15	12.04.2013 11:00:00	1.30648	\$ 90.38
1750	Sell	11.04.2013 11:00:00	1.30755	0.1	12.04.2013 11:00:00	1.30642	\$ 10.86
1752	Sell	12.04.2013 22:00:00	1.30796	0.05	15.04.2013 03:00:00	1.30966	\$ -8.72
1753	Sell	15.04.2013 00:00:00	1.31147	0.1	15.04.2013 03:00:00	1.30965	\$ 17.5
1754	Sell	15.04.2013 04:00:00	1.31008	0.05	15.04.2013 06:00:00	1.30758	\$ 12.15
1755	Sell	16.04.2013 06:00:00	1.30382	0.05	16.04.2013 11:00:00	1.30479	\$ -5.2

1756	Sell	16.04.2013 07:00:00	1.30636	0.1	16.04.2013 11:00:00	1.30497	\$ 13.2
1758	Sell	17.04.2013 02:00:00	1.31776	0.05	17.04.2013 11:00:00	1.31586	\$ 9.15
1757	Buy	16.04.2013 23:00:00	1.31807	0.05	17.04.2013 12:00:00	1.31895	\$ 3.74
1759	Buy	18.04.2013 02:00:00	1.30332	0.05	18.04.2013 06:00:00	1.30442	\$ 5.15
1760	Sell	18.04.2013 04:00:00	1.30274	0.05	18.04.2013 22:00:00	1.30492	\$ -11.25
1762	Sell	18.04.2013 18:00:00	1.30793	0.15	18.04.2013 22:00:00	1.30505	\$ 42.15
1761	Sell	18.04.2013 07:00:00	1.30542	0.1	18.04.2013 22:00:00	1.30493	\$ 4.2
1763	Sell	19.04.2013 04:00:00	1.30534	0.05	19.04.2013 19:00:00	1.30661	\$ -6.7
1764	Sell	19.04.2013 12:00:00	1.30938	0.1	19.04.2013 19:00:00	1.30655	\$ 27.6
1765	Sell	22.04.2013 08:00:00	1.30706	0.05	22.04.2013 11:00:00	1.3037	\$ 16.45
1766	Sell	23.04.2013 01:00:00	1.30611	0.05	23.04.2013 04:00:00	1.30553	\$ 2.55
1768	Sell	24.04.2013 04:00:00	1.29994	0.05	24.04.2013 06:00:00	1.29938	\$ 2.45
1767	Buy	23.04.2013 23:00:00	1.30009	0.05	24.04.2013 12:00:00	1.30104	\$ 4.09
1769	Buy	25.04.2013 01:00:00	1.30121	0.05	25.04.2013 04:00:00	1.30271	\$ 7.15
1770	Sell	25.04.2013 02:00:00	1.30154	0.05	25.04.2013 11:00:00	1.30325	\$ -8.9
1771	Sell	25.04.2013 05:00:00	1.30494	0.1	25.04.2013 11:00:00	1.30334	\$ 15.3
1772	Sell	25.04.2013 23:00:00	1.30042	0.05	26.04.2013 12:00:00	1.30192	\$ -7.72
1773	Sell	26.04.2013 05:00:00	1.30337	0.1	26.04.2013 12:00:00	1.30175	\$ 15.5
1774	Sell	29.04.2013 00:00:00	1.30503	0.05	29.04.2013 02:00:00	1.30451	\$ 2.25
1776	Buy	29.04.2013 09:00:00	1.30472	0.05	29.04.2013 10:00:00	1.3064	\$ 8.05
1775	Sell	29.04.2013 03:00:00	1.30394	0.05	30.04.2013 12:00:00	1.30587	\$ -9.87
1777	Sell	29.04.2013 11:00:00	1.3093	0.1	30.04.2013 12:00:00	1.30605	\$ 32.06
1778	Buy	30.04.2013 23:00:00	1.31705	0.05	01.05.2013 04:00:00	1.31771	\$ 2.64
1779	Sell	02.05.2013 08:00:00	1.31718	0.05	02.05.2013 10:00:00	1.31519	\$ 9.6
1780	Buy	03.05.2013 03:00:00	1.30667	0.05	03.05.2013 05:00:00	1.30718	\$ 2.2
1781	Sell	08.05.2013 01:00:00	1.30783	0.05	08.05.2013 11:00:00	1.30959	\$ -9.15
1782	Sell	08.05.2013 10:00:00	1.31148	0.1	08.05.2013 11:00:00	1.30958	\$ 18.3
1783	Sell	09.05.2013 00:00:00	1.31526	0.05	09.05.2013 13:00:00	1.31449	\$ 3.5
1784	Buy	10.05.2013 03:00:00	1.30311	0.05	10.05.2013 05:00:00	1.304	\$ 4.1
1785	Sell	10.05.2013 04:00:00	1.30295	0.05	10.05.2013 12:00:00	1.30006	\$ 14.1
1786	Buy	10.05.2013 06:00:00	1.30406	0.05	14.05.2013 04:00:00	1.30201	\$ -11.22
1788	Buy	10.05.2013 18:00:00	1.2971	0.15	14.05.2013 04:00:00	1.30208	\$ 71.78
1787	Buy	10.05.2013 12:00:00	1.30019	0.1	14.05.2013 04:00:00	1.30217	\$ 17.85
1789	Sell	13.05.2013 04:00:00	1.29641	0.05	14.05.2013 13:00:00	1.2987	\$ -11.67
1790	Sell	14.05.2013 04:00:00	1.302	0.1	14.05.2013 13:00:00	1.29859	\$ 33.4
1794	Sell	15.05.2013 23:00:00	1.28791	0.05	16.05.2013 02:00:00	1.28736	\$ 2.78
1795	Sell	16.05.2013 04:00:00	1.28798	0.05	16.05.2013 05:00:00	1.28717	\$ 3.7
1791	Buy	15.05.2013 03:00:00	1.29378	0.05	16.05.2013 16:00:00	1.28966	\$ -21.89
1793	Buy	15.05.2013 14:00:00	1.28561	0.15	16.05.2013 16:00:00	1.28968	\$ 57.19
1792	Buy	15.05.2013 10:00:00	1.28993	0.1	16.05.2013 16:00:00	1.28954	\$ -6.47
1796	Sell	17.05.2013 06:00:00	1.2861	0.05	17.05.2013 16:00:00	1.28254	\$ 17.45
1797	Buy	20.05.2013 08:00:00	1.28421	0.05	20.05.2013 11:00:00	1.28637	\$ 10.45
1798	Buy	21.05.2013 00:00:00	1.28817	0.05	21.05.2013 02:00:00	1.2897	\$ 7.3
1799	Sell	23.05.2013 07:00:00	1.28468	0.05	23.05.2013 09:00:00	1.28391	\$ 3.5
1800	Sell	24.05.2013 03:00:00	1.29238	0.05	24.05.2013 04:00:00	1.29155	\$ 3.8
1801	Sell	24.05.2013 05:00:00	1.29134	0.05	24.05.2013 16:00:00	1.29318	\$ -9.55
1802	Sell	24.05.2013 12:00:00	1.2979	0.1	24.05.2013 16:00:00	1.29328	\$ 45.5
1803	Buy	24.05.2013 23:00:00	1.29349	0.05	27.05.2013 13:00:00	1.29452	\$ 4.49
1804	Sell	27.05.2013 04:00:00	1.29217	0.05	28.05.2013 04:00:00	1.28978	\$ 11.73
1805	Sell	29.05.2013 04:00:00	1.28537	0.05	29.05.2013 09:00:00	1.28489	\$ 2.05
1807	Buy	30.05.2013 04:00:00	1.29415	0.05	30.05.2013 05:00:00	1.29583	\$ 8.05
1806	Sell	30.05.2013 00:00:00	1.29393	0.05	30.05.2013 15:00:00	1.29541	\$ -7.75
1809	Sell	30.05.2013 13:00:00	1.29976	0.15	30.05.2013 15:00:00	1.2953	\$ 65.85
1808	Sell	30.05.2013 08:00:00	1.29653	0.1	30.05.2013 15:00:00	1.29535	\$ 11.1
1811	Sell	31.05.2013 08:00:00	1.30329	0.05	31.05.2013 12:00:00	1.30174	\$ 7.4
1810	Buy	31.05.2013 05:00:00	1.30441	0.05	03.06.2013 07:00:00	1.30149	\$ -15.26
1813	Buy	31.05.2013 13:00:00	1.29809	0.15	03.06.2013 07:00:00	1.3014	\$ 47.66
1812	Buy	31.05.2013 12:00:00	1.30173	0.1	03.06.2013 07:00:00	1.30155	\$ -3.12
1814	Buy	04.06.2013 09:00:00	1.30663	0.05	04.06.2013 13:00:00	1.30754	\$ 4.2
1815	Sell	06.06.2013 02:00:00	1.30909	0.05	06.06.2013 04:00:00	1.30801	\$ 5.05

1816	Sell	07.06.2013 03:00:00	1.3242	0.05	07.06.2013 12:00:00	1.32303	\$ 5.5
1817	Sell	10.06.2013 02:00:00	1.32058	0.05	10.06.2013 08:00:00	1.31969	\$ 4.1
1818	Buy	10.06.2013 07:00:00	1.32005	0.05	10.06.2013 11:00:00	1.32093	\$ 4.05
1819	Buy	11.06.2013 00:00:00	1.3257	0.05	11.06.2013 06:00:00	1.32778	\$ 10.05
1820	Sell	12.06.2013 02:00:00	1.33137	0.05	12.06.2013 08:00:00	1.33075	\$ 2.75
1821	Buy	12.06.2013 06:00:00	1.33107	0.05	12.06.2013 17:00:00	1.3315	\$ 1.8
1822	Buy	12.06.2013 13:00:00	1.32805	0.1	12.06.2013 17:00:00	1.33148	\$ 33.6
1823	Buy	13.06.2013 01:00:00	1.33382	0.05	13.06.2013 03:00:00	1.33428	\$ 1.95
1824	Sell	14.06.2013 03:00:00	1.33587	0.05	14.06.2013 06:00:00	1.33522	\$ 2.9
1825	Buy	14.06.2013 07:00:00	1.3349	0.05	14.06.2013 18:00:00	1.33393	\$ -5.2
1826	Buy	14.06.2013 11:00:00	1.3323	0.1	14.06.2013 18:00:00	1.33405	\$ 16.8
1827	Buy	14.06.2013 23:00:00	1.33466	0.05	17.06.2013 03:00:00	1.33547	\$ 3.39
1828	Sell	18.06.2013 06:00:00	1.33573	0.05	18.06.2013 08:00:00	1.3348	\$ 4.3
1829	Sell	18.06.2013 23:00:00	1.33971	0.05	19.06.2013 02:00:00	1.33878	\$ 4.43
1830	Sell	19.06.2013 08:00:00	1.33934	0.05	19.06.2013 22:00:00	1.32742	\$ 59.25
1831	Buy	21.06.2013 02:00:00	1.32344	0.05	21.06.2013 06:00:00	1.32504	\$ 7.65
1832	Sell	24.06.2013 03:00:00	1.31062	0.05	24.06.2013 06:00:00	1.30916	\$ 6.95
1833	Buy	24.06.2013 07:00:00	1.30986	0.05	24.06.2013 08:00:00	1.31073	\$ 4
1834	Buy	24.06.2013 10:00:00	1.30991	0.05	24.06.2013 11:00:00	1.31109	\$ 5.55
1835	Buy	25.06.2013 03:00:00	1.31358	0.05	25.06.2013 10:00:00	1.31474	\$ 5.45
1836	Sell	26.06.2013 05:00:00	1.30796	0.05	26.06.2013 06:00:00	1.30617	\$ 8.6
1838	Buy	27.06.2013 03:00:00	1.30162	0.05	27.06.2013 04:00:00	1.30242	\$ 3.65
1837	Sell	26.06.2013 23:00:00	1.30084	0.05	27.06.2013 13:00:00	1.30163	\$ -3.92
1839	Sell	27.06.2013 11:00:00	1.3036	0.1	27.06.2013 13:00:00	1.30168	\$ 18.5
1840	Sell	28.06.2013 03:00:00	1.30356	0.05	28.06.2013 11:00:00	1.30467	\$ -5.9
1841	Sell	28.06.2013 05:00:00	1.30611	0.1	28.06.2013 11:00:00	1.30468	\$ 13.6
1843	Buy	01.07.2013 06:00:00	1.30229	0.05	01.07.2013 09:00:00	1.30285	\$ 2.45
1845	Buy	01.07.2013 23:00:00	1.30654	0.05	02.07.2013 10:00:00	1.30763	\$ 4.79
1842	Sell	01.07.2013 04:00:00	1.30123	0.05	02.07.2013 12:00:00	1.30229	\$ -5.52
1846	Sell	02.07.2013 10:00:00	1.30764	0.15	02.07.2013 12:00:00	1.30233	\$ 78.6
1844	Sell	01.07.2013 11:00:00	1.30447	0.1	02.07.2013 12:00:00	1.30221	\$ 22.16
1847	Sell	03.07.2013 02:00:00	1.29779	0.06	03.07.2013 04:00:00	1.29678	\$ 5.64
1848	Sell	03.07.2013 05:00:00	1.2973	0.06	03.07.2013 09:00:00	1.29635	\$ 5.28
1849	Buy	04.07.2013 00:00:00	1.30116	0.06	04.07.2013 03:00:00	1.30201	\$ 4.68
1850	Sell	04.07.2013 05:00:00	1.29979	0.06	04.07.2013 08:00:00	1.29892	\$ 4.8
1851	Sell	04.07.2013 09:00:00	1.29978	0.06	04.07.2013 11:00:00	1.29912	\$ 3.54
1853	Sell	05.07.2013 08:00:00	1.29038	0.06	05.07.2013 09:00:00	1.28951	\$ 4.8
1852	Buy	05.07.2013 02:00:00	1.29049	0.06	08.07.2013 17:00:00	1.28688	\$ -22.45
1855	Buy	05.07.2013 16:00:00	1.28249	0.18	08.07.2013 17:00:00	1.28689	\$ 76.81
1854	Buy	05.07.2013 13:00:00	1.28777	0.12	08.07.2013 17:00:00	1.28677	\$ -13.59
1856	Sell	09.07.2013 06:00:00	1.28516	0.06	09.07.2013 14:00:00	1.28617	\$ -6.48
1857	Sell	09.07.2013 09:00:00	1.28836	0.12	09.07.2013 14:00:00	1.28625	\$ 24.48
1858	Sell	11.07.2013 11:00:00	1.30294	0.06	11.07.2013 16:00:00	1.30161	\$ 7.56
1859	Sell	11.07.2013 14:00:00	1.30553	0.12	11.07.2013 16:00:00	1.30156	\$ 46.8
1860	Sell	11.07.2013 17:00:00	1.30225	0.06	12.07.2013 11:00:00	1.30381	\$ -9.63
1862	Sell	11.07.2013 22:00:00	1.3098	0.18	12.07.2013 11:00:00	1.30381	\$ 107.02
1861	Sell	11.07.2013 21:00:00	1.30494	0.12	12.07.2013 11:00:00	1.30377	\$ 13.51
1863	Buy	12.07.2013 08:00:00	1.30815	0.06	12.07.2013 20:00:00	1.30756	\$ -3.96
1864	Buy	12.07.2013 11:00:00	1.3038	0.12	12.07.2013 20:00:00	1.30757	\$ 44.4
1865	Buy	15.07.2013 03:00:00	1.30605	0.06	15.07.2013 06:00:00	1.30679	\$ 4.02
1866	Buy	15.07.2013 07:00:00	1.3068	0.06	15.07.2013 08:00:00	1.30734	\$ 2.82
1867	Sell	16.07.2013 01:00:00	1.30653	0.06	16.07.2013 03:00:00	1.30573	\$ 4.38
1868	Sell	16.07.2013 04:00:00	1.30608	0.06	16.07.2013 11:00:00	1.30726	\$ -7.5
1869	Sell	16.07.2013 09:00:00	1.3092	0.12	16.07.2013 11:00:00	1.30725	\$ 22.56
1870	Sell	17.07.2013 02:00:00	1.31505	0.06	17.07.2013 04:00:00	1.31434	\$ 3.84
1871	Buy	17.07.2013 06:00:00	1.31421	0.06	17.07.2013 12:00:00	1.31505	\$ 4.62
1872	Buy	19.07.2013 02:00:00	1.311	0.06	19.07.2013 06:00:00	1.31371	\$ 15.84
1873	Buy	19.07.2013 11:00:00	1.31262	0.06	19.07.2013 18:00:00	1.31378	\$ 6.54
1874	Buy	22.07.2013 00:00:00	1.314	0.06	22.07.2013 02:00:00	1.31483	\$ 4.56
1875	Sell	23.07.2013 01:00:00	1.31834	0.06	23.07.2013 13:00:00	1.31715	\$ 6.72

1877	Sell	24.07.2013 07:00:00	1.32089	0.06	24.07.2013 09:00:00	1.32013	\$ 4.14
1876	Buy	24.07.2013 04:00:00	1.32198	0.06	24.07.2013 11:00:00	1.32429	\$ 13.44
1878	Sell	25.07.2013 03:00:00	1.31909	0.06	25.07.2013 12:00:00	1.31865	\$ 2.22
1879	Sell	25.07.2013 10:00:00	1.32169	0.12	25.07.2013 12:00:00	1.31862	\$ 36
1881	Buy	26.07.2013 09:00:00	1.32788	0.06	26.07.2013 11:00:00	1.32863	\$ 4.08
1880	Sell	26.07.2013 06:00:00	1.32829	0.06	26.07.2013 14:00:00	1.32709	\$ 6.78
1883	Sell	29.07.2013 09:00:00	1.32803	0.06	29.07.2013 10:00:00	1.32641	\$ 9.3
1885	Sell	30.07.2013 01:00:00	1.32624	0.06	30.07.2013 06:00:00	1.32546	\$ 4.26
1882	Buy	29.07.2013 03:00:00	1.32871	0.06	30.07.2013 15:00:00	1.32901	\$ 1.01
1884	Buy	29.07.2013 16:00:00	1.32592	0.12	30.07.2013 15:00:00	1.32907	\$ 36.21
1886	Sell	30.07.2013 07:00:00	1.32533	0.06	30.07.2013 17:00:00	1.32693	\$ -10.02
1887	Sell	30.07.2013 15:00:00	1.32892	0.12	30.07.2013 17:00:00	1.3269	\$ 23.4
1888	Sell	31.07.2013 04:00:00	1.32604	0.06	31.07.2013 10:00:00	1.32503	\$ 5.64
1889	Buy	01.08.2013 04:00:00	1.33055	0.06	02.08.2013 16:00:00	1.32676	\$ -23.53
1891	Buy	01.08.2013 11:00:00	1.32379	0.18	02.08.2013 16:00:00	1.32679	\$ 51.62
1892	Buy	01.08.2013 23:00:00	1.32073	0.24	02.08.2013 16:00:00	1.32689	\$ 144.66
1890	Buy	01.08.2013 06:00:00	1.32765	0.12	02.08.2013 16:00:00	1.32695	\$ -9.99
1893	Buy	07.08.2013 03:00:00	1.33073	0.06	07.08.2013 15:00:00	1.33064	\$ -0.96
1894	Buy	07.08.2013 11:00:00	1.32817	0.12	07.08.2013 15:00:00	1.33052	\$ 27.36
1896	Sell	08.08.2013 04:00:00	1.33382	0.06	08.08.2013 05:00:00	1.33318	\$ 3.42
1895	Buy	08.08.2013 02:00:00	1.3336	0.06	08.08.2013 08:00:00	1.33418	\$ 3.06
1898	Sell	12.08.2013 00:00:00	1.33201	0.06	12.08.2013 11:00:00	1.33082	\$ 6.72
1901	Sell	13.08.2013 04:00:00	1.32929	0.06	13.08.2013 15:00:00	1.32854	\$ 4.08
1903	Sell	14.08.2013 03:00:00	1.32657	0.06	14.08.2013 08:00:00	1.32584	\$ 3.96
1897	Buy	09.08.2013 23:00:00	1.33443	0.06	15.08.2013 06:00:00	1.32998	\$ -29.37
1900	Buy	12.08.2013 13:00:00	1.32906	0.18	15.08.2013 06:00:00	1.32997	\$ 9.49
1902	Buy	13.08.2013 16:00:00	1.3256	0.24	15.08.2013 06:00:00	1.33007	\$ 99.6
1899	Buy	12.08.2013 10:00:00	1.33178	0.12	15.08.2013 06:00:00	1.32992	\$ -26.91
1904	Sell	16.08.2013 07:00:00	1.33464	0.06	16.08.2013 09:00:00	1.33397	\$ 3.6
1905	Sell	19.08.2013 09:00:00	1.33269	0.06	19.08.2013 20:00:00	1.33402	\$ -8.4
1906	Sell	19.08.2013 14:00:00	1.33597	0.12	19.08.2013 20:00:00	1.33402	\$ 22.56
1907	Sell	21.08.2013 00:00:00	1.34161	0.06	21.08.2013 11:00:00	1.33914	\$ 14.4
1909	Buy	22.08.2013 10:00:00	1.33349	0.06	22.08.2013 11:00:00	1.33516	\$ 9.6
1908	Sell	22.08.2013 08:00:00	1.33397	0.06	22.08.2013 13:00:00	1.3316	\$ 13.8
1911	Sell	26.08.2013 07:00:00	1.33835	0.06	26.08.2013 10:00:00	1.33758	\$ 4.2
1910	Buy	26.08.2013 03:00:00	1.33861	0.06	27.08.2013 17:00:00	1.33853	\$ -1.27
1912	Buy	27.08.2013 12:00:00	1.3338	0.12	27.08.2013 17:00:00	1.33865	\$ 57.36
1913	Sell	27.08.2013 23:00:00	1.33914	0.06	28.08.2013 04:00:00	1.33823	\$ 5.19
1919	Sell	30.08.2013 01:00:00	1.32391	0.06	30.08.2013 10:00:00	1.32303	\$ 4.86
1922	Sell	02.09.2013 04:00:00	1.31981	0.06	02.09.2013 18:00:00	1.31906	\$ 4.08
1923	Sell	03.09.2013 00:00:00	1.31898	0.06	03.09.2013 09:00:00	1.31731	\$ 9.6
1925	Sell	05.09.2013 03:00:00	1.31985	0.06	05.09.2013 06:00:00	1.31902	\$ 4.56
1926	Sell	05.09.2013 08:00:00	1.31874	0.06	05.09.2013 09:00:00	1.31736	\$ 7.86
1914	Buy	28.08.2013 05:00:00	1.33881	0.06	09.09.2013 18:00:00	1.32536	\$ -85.62
1916	Buy	28.08.2013 17:00:00	1.33141	0.18	09.09.2013 18:00:00	1.3254	\$ -122.94
1918	Buy	29.08.2013 16:00:00	1.32404	0.3	09.09.2013 18:00:00	1.3253	\$ 18.82
1921	Buy	30.08.2013 18:00:00	1.3185	0.42	09.09.2013 18:00:00	1.32537	\$ 264.6
1927	Buy	05.09.2013 18:00:00	1.312	0.54	09.09.2013 18:00:00	1.32537	\$ 711.45
1924	Buy	03.09.2013 18:00:00	1.31562	0.48	09.09.2013 18:00:00	1.32531	\$ 443.76
1920	Buy	30.08.2013 17:00:00	1.32149	0.36	09.09.2013 18:00:00	1.32541	\$ 120.6
1917	Buy	29.08.2013 10:00:00	1.3272	0.24	09.09.2013 18:00:00	1.32535	\$ -59.58
1915	Buy	28.08.2013 14:00:00	1.33501	0.12	09.09.2013 18:00:00	1.32531	\$ -126.24
1931	Buy	10.09.2013 23:00:00	1.32684	0.06	11.09.2013 05:00:00	1.32783	\$ 5.15
1933	Buy	12.09.2013 02:00:00	1.33085	0.06	12.09.2013 04:00:00	1.33172	\$ 4.8
1934	Buy	12.09.2013 05:00:00	1.33175	0.06	12.09.2013 18:00:00	1.33073	\$ -6.54
1936	Buy	12.09.2013 12:00:00	1.32882	0.12	12.09.2013 18:00:00	1.33073	\$ 22.08
1928	Sell	09.09.2013 03:00:00	1.31713	0.06	13.09.2013 09:00:00	1.32707	\$ -59.14
1930	Sell	09.09.2013 18:00:00	1.32536	0.18	13.09.2013 09:00:00	1.32706	\$ -29.1
1935	Sell	12.09.2013 07:00:00	1.33195	0.3	13.09.2013 09:00:00	1.32708	\$ 144.77
1932	Sell	11.09.2013 17:00:00	1.32942	0.24	13.09.2013 09:00:00	1.32713	\$ 55.74

1929	Sell	09.09.2013 16:00:00	1.32076	0.12	13.09.2013 09:00:00	1.32706	\$ -74.6
1937	Buy	13.09.2013 04:00:00	1.32974	0.06	13.09.2013 11:00:00	1.32935	\$ -2.76
1938	Buy	13.09.2013 09:00:00	1.32701	0.12	13.09.2013 11:00:00	1.32936	\$ 27.36
1939	Sell	17.09.2013 01:00:00	1.33361	0.06	17.09.2013 06:00:00	1.33274	\$ 4.8
1940	Buy	18.09.2013 01:00:00	1.33588	0.06	18.09.2013 21:00:00	1.33781	\$ 11.16
1945	Buy	20.09.2013 03:00:00	1.35333	0.06	23.09.2013 00:00:00	1.3547	\$ 7.43
1941	Sell	18.09.2013 05:00:00	1.33486	0.06	24.09.2013 16:00:00	1.34714	\$ -73.18
1943	Sell	18.09.2013 22:00:00	1.35089	0.18	24.09.2013 16:00:00	1.34718	\$ 68.28
1944	Sell	19.09.2013 11:00:00	1.35505	0.24	24.09.2013 16:00:00	1.34711	\$ 190.72
1942	Sell	18.09.2013 21:00:00	1.3383	0.12	24.09.2013 16:00:00	1.34726	\$ -106.52
1949	Sell	25.09.2013 00:00:00	1.34736	0.06	25.09.2013 07:00:00	1.34671	\$ 3.48
1946	Buy	23.09.2013 03:00:00	1.3534	0.06	25.09.2013 13:00:00	1.35108	\$ -15.09
1948	Buy	24.09.2013 16:00:00	1.34719	0.18	25.09.2013 13:00:00	1.35109	\$ 67.81
1947	Buy	23.09.2013 15:00:00	1.35009	0.12	25.09.2013 13:00:00	1.35101	\$ 8.7
1951	Sell	26.09.2013 09:00:00	1.35233	0.06	26.09.2013 12:00:00	1.3515	\$ 4.56
1950	Buy	26.09.2013 02:00:00	1.3521	0.06	27.09.2013 15:00:00	1.35345	\$ 7.3
1952	Buy	26.09.2013 13:00:00	1.34904	0.12	27.09.2013 15:00:00	1.35347	\$ 51.57
1953	Buy	01.10.2013 06:00:00	1.35294	0.06	01.10.2013 07:00:00	1.35353	\$ 3.12
1954	Sell	02.10.2013 02:00:00	1.35256	0.06	02.10.2013 04:00:00	1.35116	\$ 7.98
1956	Buy	03.10.2013 05:00:00	1.35969	0.06	03.10.2013 06:00:00	1.36045	\$ 4.14
1955	Sell	03.10.2013 02:00:00	1.35805	0.06	04.10.2013 12:00:00	1.36108	\$ -18.45
1958	Sell	03.10.2013 19:00:00	1.36413	0.18	04.10.2013 12:00:00	1.3611	\$ 53.74
1957	Sell	03.10.2013 08:00:00	1.36081	0.12	04.10.2013 12:00:00	1.36102	\$ -3.05
1959	Buy	04.10.2013 10:00:00	1.3622	0.06	07.10.2013 12:00:00	1.35883	\$ -21.02
1961	Buy	04.10.2013 20:00:00	1.35527	0.18	07.10.2013 12:00:00	1.35892	\$ 63.32
1960	Buy	04.10.2013 14:00:00	1.35949	0.12	07.10.2013 12:00:00	1.35879	\$ -9.99
1962	Sell	08.10.2013 01:00:00	1.35771	0.06	08.10.2013 05:00:00	1.35692	\$ 4.32
1963	Buy	08.10.2013 02:00:00	1.3576	0.06	08.10.2013 16:00:00	1.35838	\$ 4.26
1964	Buy	10.10.2013 03:00:00	1.35183	0.06	10.10.2013 10:00:00	1.35066	\$ -7.44
1965	Buy	10.10.2013 06:00:00	1.34918	0.12	10.10.2013 10:00:00	1.35061	\$ 16.32
1966	Sell	11.10.2013 07:00:00	1.35387	0.06	11.10.2013 08:00:00	1.35335	\$ 2.7
1967	Sell	11.10.2013 10:00:00	1.35366	0.06	11.10.2013 20:00:00	1.35382	\$ -1.38
1968	Sell	11.10.2013 12:00:00	1.35674	0.12	11.10.2013 20:00:00	1.35387	\$ 33.6
1969	Sell	14.10.2013 06:00:00	1.35632	0.06	14.10.2013 12:00:00	1.35529	\$ 5.76
1970	Buy	14.10.2013 11:00:00	1.35633	0.06	14.10.2013 16:00:00	1.3587	\$ 13.8
1971	Sell	15.10.2013 02:00:00	1.35561	0.06	15.10.2013 12:00:00	1.35436	\$ 7.08
1972	Sell	16.10.2013 03:00:00	1.35207	0.06	16.10.2013 04:00:00	1.35088	\$ 6.72
1974	Buy	16.10.2013 09:00:00	1.35158	0.06	16.10.2013 11:00:00	1.35219	\$ 3.24
1973	Sell	16.10.2013 05:00:00	1.35115	0.06	16.10.2013 18:00:00	1.34921	\$ 11.22
1975	Sell	16.10.2013 14:00:00	1.35443	0.12	16.10.2013 18:00:00	1.34906	\$ 63.6
1976	Buy	17.10.2013 21:00:00	1.36687	0.06	17.10.2013 22:00:00	1.36756	\$ 3.72
1977	Sell	18.10.2013 02:00:00	1.36682	0.06	18.10.2013 04:00:00	1.36621	\$ 3.24
1978	Sell	18.10.2013 06:00:00	1.36632	0.06	18.10.2013 17:00:00	1.36774	\$ -8.94
1979	Sell	18.10.2013 12:00:00	1.36932	0.12	18.10.2013 17:00:00	1.36789	\$ 16.32
1981	Sell	21.10.2013 03:00:00	1.36806	0.06	21.10.2013 04:00:00	1.36751	\$ 2.88
1982	Sell	21.10.2013 07:00:00	1.36752	0.06	21.10.2013 12:00:00	1.36697	\$ 2.88
1983	Sell	22.10.2013 02:00:00	1.36746	0.06	22.10.2013 05:00:00	1.36693	\$ 2.76
1980	Buy	21.10.2013 00:00:00	1.3685	0.06	22.10.2013 16:00:00	1.37228	\$ 21.88
1988	Buy	23.10.2013 05:00:00	1.37822	0.06	23.10.2013 06:00:00	1.37897	\$ 4.08
1984	Sell	22.10.2013 08:00:00	1.36702	0.06	23.10.2013 14:00:00	1.37434	\$ -44.19
1986	Sell	22.10.2013 17:00:00	1.37549	0.18	23.10.2013 14:00:00	1.37439	\$ 19
1987	Sell	22.10.2013 20:00:00	1.37868	0.24	23.10.2013 14:00:00	1.37434	\$ 103.09
1985	Sell	22.10.2013 16:00:00	1.37228	0.12	23.10.2013 14:00:00	1.37433	\$ -25.13
1990	Buy	24.10.2013 04:00:00	1.37838	0.06	24.10.2013 06:00:00	1.37909	\$ 3.84
1989	Sell	24.10.2013 01:00:00	1.37745	0.06	24.10.2013 11:00:00	1.3789	\$ -9.12
1991	Sell	24.10.2013 09:00:00	1.38065	0.12	24.10.2013 11:00:00	1.37884	\$ 20.88
1992	Sell	24.10.2013 22:00:00	1.38029	0.06	25.10.2013 04:00:00	1.37916	\$ 6.51
1993	Buy	25.10.2013 21:00:00	1.38004	0.06	25.10.2013 22:00:00	1.3806	\$ 2.94
1995	Sell	28.10.2013 02:00:00	1.38086	0.06	28.10.2013 09:00:00	1.38028	\$ 3.06
1994	Buy	25.10.2013 23:00:00	1.38076	0.06	29.10.2013 18:00:00	1.38044	\$ -3.09

1996	Buy	29.10.2013 04:00:00	1.37825	0.12	29.10.2013 18:00:00	1.38051	\$ 26.28
1998	Buy	30.10.2013 11:00:00	1.37407	0.06	30.10.2013 12:00:00	1.37685	\$ 16.26
1997	Sell	30.10.2013 06:00:00	1.37378	0.06	30.10.2013 16:00:00	1.37503	\$ -7.92
1999	Sell	30.10.2013 12:00:00	1.37683	0.12	30.10.2013 16:00:00	1.37501	\$ 21
2000	Sell	04.11.2013 16:00:00	1.34927	0.06	05.11.2013 04:00:00	1.35043	\$ -7.23
2001	Sell	04.11.2013 23:00:00	1.35202	0.12	05.11.2013 04:00:00	1.35052	\$ 17.47
2002	Buy	06.11.2013 01:00:00	1.34724	0.06	06.11.2013 05:00:00	1.34896	\$ 9.9
2003	Sell	07.11.2013 03:00:00	1.35081	0.06	07.11.2013 15:00:00	1.33719	\$ 81.3
2005	Buy	08.11.2013 08:00:00	1.34088	0.06	08.11.2013 10:00:00	1.34154	\$ 3.54
2004	Sell	08.11.2013 06:00:00	1.34099	0.06	08.11.2013 16:00:00	1.33896	\$ 11.76
2006	Sell	11.11.2013 07:00:00	1.33629	0.06	12.11.2013 12:00:00	1.33747	\$ -7.35
2007	Sell	11.11.2013 12:00:00	1.33913	0.12	12.11.2013 12:00:00	1.33746	\$ 19.51
2008	Buy	13.11.2013 00:00:00	1.34363	0.06	13.11.2013 05:00:00	1.34493	\$ 7.38
2010	Sell	14.11.2013 11:00:00	1.34549	0.06	14.11.2013 12:00:00	1.34446	\$ 5.76
2009	Buy	14.11.2013 05:00:00	1.34743	0.06	14.11.2013 19:00:00	1.34682	\$ -4.08
2011	Buy	14.11.2013 12:00:00	1.34435	0.12	14.11.2013 19:00:00	1.34684	\$ 29.04
2012	Buy	15.11.2013 07:00:00	1.34545	0.06	15.11.2013 09:00:00	1.3463	\$ 4.68
2014	Buy	18.11.2013 07:00:00	1.34892	0.06	18.11.2013 08:00:00	1.34944	\$ 2.7
2013	Sell	18.11.2013 03:00:00	1.34796	0.06	18.11.2013 20:00:00	1.35084	\$ -17.7
2016	Sell	18.11.2013 17:00:00	1.35359	0.18	18.11.2013 20:00:00	1.35083	\$ 48.42
2015	Sell	18.11.2013 12:00:00	1.3506	0.12	18.11.2013 20:00:00	1.3507	\$ -2.04
2017	Sell	19.11.2013 08:00:00	1.35086	0.06	19.11.2013 13:00:00	1.3494	\$ 8.34
2018	Buy	21.11.2013 06:00:00	1.3423	0.06	21.11.2013 09:00:00	1.34287	\$ 3
2019	Buy	22.11.2013 02:00:00	1.34708	0.06	22.11.2013 09:00:00	1.34833	\$ 7.08
2020	Sell	25.11.2013 09:00:00	1.354	0.06	25.11.2013 11:00:00	1.35289	\$ 6.24
2021	Buy	26.11.2013 00:00:00	1.35167	0.06	26.11.2013 01:00:00	1.35229	\$ 3.3
2022	Buy	26.11.2013 08:00:00	1.35307	0.06	26.11.2013 10:00:00	1.35398	\$ 5.04
2023	Sell	27.11.2013 05:00:00	1.3568	0.06	27.11.2013 09:00:00	1.35802	\$ -7.74
2024	Sell	27.11.2013 07:00:00	1.35948	0.12	27.11.2013 09:00:00	1.35814	\$ 15.24
2025	Sell	28.11.2013 01:00:00	1.35783	0.06	28.11.2013 03:00:00	1.35665	\$ 6.66
2026	Buy	28.11.2013 05:00:00	1.35754	0.06	28.11.2013 07:00:00	1.35855	\$ 5.64
2027	Sell	28.11.2013 08:00:00	1.35842	0.06	28.11.2013 09:00:00	1.35774	\$ 3.66
2028	Buy	29.11.2013 00:00:00	1.36062	0.06	29.11.2013 03:00:00	1.36134	\$ 3.9
2029	Sell	02.12.2013 01:00:00	1.35887	0.06	02.12.2013 12:00:00	1.35523	\$ 21.42
2030	Sell	03.12.2013 00:00:00	1.35419	0.06	03.12.2013 03:00:00	1.35372	\$ 2.4
2031	Sell	03.12.2013 04:00:00	1.35356	0.06	04.12.2013 10:00:00	1.35699	\$ -20.85
2033	Sell	03.12.2013 19:00:00	1.36038	0.18	04.12.2013 10:00:00	1.35705	\$ 59.14
2032	Sell	03.12.2013 11:00:00	1.35663	0.12	04.12.2013 10:00:00	1.35712	\$ -6.41
2034	Buy	05.12.2013 05:00:00	1.35898	0.06	05.12.2013 07:00:00	1.36032	\$ 7.62
2035	Sell	06.12.2013 02:00:00	1.3669	0.06	06.12.2013 07:00:00	1.3665	\$ 1.98
2036	Buy	06.12.2013 08:00:00	1.36598	0.06	06.12.2013 12:00:00	1.36687	\$ 4.92
2038	Sell	09.12.2013 07:00:00	1.37081	0.06	09.12.2013 09:00:00	1.36961	\$ 6.78
2037	Buy	09.12.2013 04:00:00	1.37085	0.06	09.12.2013 11:00:00	1.37142	\$ 3
2039	Buy	11.12.2013 04:00:00	1.37544	0.06	11.12.2013 09:00:00	1.37616	\$ 3.9
2040	Sell	12.12.2013 03:00:00	1.37752	0.06	12.12.2013 11:00:00	1.37835	\$ -5.4
2041	Sell	12.12.2013 10:00:00	1.38001	0.12	12.12.2013 11:00:00	1.37845	\$ 17.88
2042	Sell	13.12.2013 00:00:00	1.37527	0.06	13.12.2013 03:00:00	1.37456	\$ 3.84
2043	Sell	13.12.2013 04:00:00	1.37489	0.06	13.12.2013 13:00:00	1.37094	\$ 23.28
2044	Buy	16.12.2013 00:00:00	1.37293	0.06	16.12.2013 01:00:00	1.37373	\$ 4.38
2045	Buy	16.12.2013 06:00:00	1.37582	0.06	16.12.2013 12:00:00	1.37678	\$ 5.34
2047	Buy	17.12.2013 04:00:00	1.3761	0.06	17.12.2013 06:00:00	1.37672	\$ 3.3
2046	Sell	17.12.2013 01:00:00	1.37576	0.06	17.12.2013 15:00:00	1.37479	\$ 5.4
2048	Sell	18.12.2013 04:00:00	1.37682	0.06	18.12.2013 12:00:00	1.37498	\$ 10.62
2049	Buy	18.12.2013 07:00:00	1.37742	0.06	18.12.2013 17:00:00	1.37654	\$ -5.7
2050	Buy	18.12.2013 15:00:00	1.37449	0.12	18.12.2013 17:00:00	1.37658	\$ 24.24
2051	Buy	19.12.2013 23:00:00	1.36558	0.06	20.12.2013 12:00:00	1.36462	\$ -6.55
2053	Buy	20.12.2013 10:00:00	1.36292	0.12	20.12.2013 12:00:00	1.36454	\$ 18.6
2052	Sell	20.12.2013 03:00:00	1.36319	0.06	24.12.2013 17:00:00	1.3665	\$ -19.97
2055	Sell	23.12.2013 03:00:00	1.369	0.18	24.12.2013 17:00:00	1.3664	\$ 46
2054	Sell	20.12.2013 13:00:00	1.36579	0.12	24.12.2013 17:00:00	1.36648	\$ -8.51

2056	Buy	24.12.2013 09:00:00	1.36852	0.06	26.12.2013 12:00:00	1.36923	\$ 2.34
2058	Buy	27.12.2013 02:00:00	1.36949	0.06	27.12.2013 03:00:00	1.37059	\$ 6.18
2057	Sell	27.12.2013 00:00:00	1.36895	0.06	27.12.2013 18:00:00	1.37764	\$ -52.56
2060	Sell	27.12.2013 09:00:00	1.37636	0.18	27.12.2013 18:00:00	1.37758	\$ -23.22
2062	Sell	27.12.2013 14:00:00	1.38598	0.3	27.12.2013 18:00:00	1.37759	\$ 249.6
2061	Sell	27.12.2013 11:00:00	1.37963	0.24	27.12.2013 18:00:00	1.3776	\$ 47.04
2059	Sell	27.12.2013 05:00:00	1.37244	0.12	27.12.2013 18:00:00	1.3775	\$ -61.56
2063	Sell	30.12.2013 01:00:00	1.37623	0.06	30.12.2013 02:00:00	1.37521	\$ 5.7
2064	Sell	30.12.2013 03:00:00	1.37551	0.06	30.12.2013 04:00:00	1.37454	\$ 5.4
2068	Buy	31.12.2013 01:00:00	1.3795	0.06	31.12.2013 02:00:00	1.38085	\$ 7.68
2065	Sell	30.12.2013 09:00:00	1.37393	0.06	31.12.2013 11:00:00	1.37698	\$ -18.57
2067	Sell	30.12.2013 18:00:00	1.38142	0.18	31.12.2013 11:00:00	1.37701	\$ 78.58
2066	Sell	30.12.2013 15:00:00	1.37705	0.12	31.12.2013 11:00:00	1.37695	\$ 0.67
2069	Buy	02.01.2014 07:00:00	1.37463	0.06	02.01.2014 08:00:00	1.37576	\$ 6.36
2070	Buy	03.01.2014 05:00:00	1.3656	0.06	03.01.2014 07:00:00	1.36638	\$ 4.26
2071	Buy	06.01.2014 02:00:00	1.35966	0.06	06.01.2014 12:00:00	1.36113	\$ 8.4
2073	Sell	07.01.2014 04:00:00	1.36256	0.06	07.01.2014 09:00:00	1.36205	\$ 2.64
2072	Buy	07.01.2014 02:00:00	1.36298	0.06	07.01.2014 13:00:00	1.36413	\$ 6.48
2074	Sell	08.01.2014 00:00:00	1.3615	0.06	08.01.2014 03:00:00	1.36083	\$ 3.6
2075	Buy	08.01.2014 02:00:00	1.3618	0.06	08.01.2014 04:00:00	1.36276	\$ 5.34
2076	Sell	09.01.2014 03:00:00	1.35756	0.06	09.01.2014 16:00:00	1.35664	\$ 5.1
2077	Sell	09.01.2014 10:00:00	1.36012	0.12	09.01.2014 16:00:00	1.35667	\$ 40.56
2078	Sell	10.01.2014 03:00:00	1.36063	0.06	10.01.2014 12:00:00	1.35981	\$ 4.5
2080	Sell	14.01.2014 02:00:00	1.3669	0.06	14.01.2014 04:00:00	1.36565	\$ 7.08
2079	Buy	13.01.2014 09:00:00	1.36708	0.06	14.01.2014 11:00:00	1.36814	\$ 5.57
2083	Sell	15.01.2014 09:00:00	1.36391	0.06	15.01.2014 11:00:00	1.36238	\$ 8.76
2085	Sell	17.01.2014 03:00:00	1.36174	0.06	17.01.2014 10:00:00	1.35975	\$ 11.52
2088	Sell	21.01.2014 00:00:00	1.35505	0.06	21.01.2014 07:00:00	1.35435	\$ 3.78
2081	Buy	14.01.2014 23:00:00	1.36812	0.06	23.01.2014 11:00:00	1.36288	\$ -35.98
2084	Buy	15.01.2014 15:00:00	1.36128	0.18	23.01.2014 11:00:00	1.36279	\$ 14.67
2087	Buy	17.01.2014 20:00:00	1.35329	0.3	23.01.2014 11:00:00	1.36297	\$ 277.05
2086	Buy	17.01.2014 16:00:00	1.35782	0.24	23.01.2014 11:00:00	1.36299	\$ 113.4
2082	Buy	15.01.2014 04:00:00	1.36394	0.12	23.01.2014 11:00:00	1.36281	\$ -21.9
2090	Sell	24.01.2014 02:00:00	1.36872	0.06	24.01.2014 09:00:00	1.36824	\$ 2.46
2089	Buy	23.01.2014 21:00:00	1.3693	0.06	24.01.2014 14:00:00	1.37204	\$ 15.65
2091	Buy	27.01.2014 07:00:00	1.36824	0.06	27.01.2014 10:00:00	1.3689	\$ 3.54
2093	Buy	28.01.2014 01:00:00	1.36744	0.06	28.01.2014 09:00:00	1.36864	\$ 6.78
2092	Sell	27.01.2014 22:00:00	1.36659	0.06	28.01.2014 12:00:00	1.36524	\$ 7.83
2095	Buy	29.01.2014 07:00:00	1.36522	0.06	29.01.2014 08:00:00	1.3661	\$ 4.86
2096	Buy	29.01.2014 09:00:00	1.36648	0.06	29.01.2014 11:00:00	1.36766	\$ 6.66
2094	Sell	29.01.2014 01:00:00	1.36524	0.06	29.01.2014 15:00:00	1.36381	\$ 8.16
2098	Sell	30.01.2014 06:00:00	1.36493	0.06	30.01.2014 10:00:00	1.36243	\$ 14.58
2104	Sell	03.02.2014 05:00:00	1.34851	0.06	03.02.2014 15:00:00	1.34925	\$ -4.86
2105	Sell	03.02.2014 13:00:00	1.35101	0.12	03.02.2014 15:00:00	1.34917	\$ 21.24
2106	Sell	05.02.2014 03:00:00	1.35172	0.06	05.02.2014 06:00:00	1.35117	\$ 2.88
2097	Buy	30.01.2014 02:00:00	1.36579	0.06	06.02.2014 16:00:00	1.35936	\$ -41.62
2100	Buy	30.01.2014 12:00:00	1.35921	0.18	06.02.2014 16:00:00	1.3594	\$ -5.71
2102	Buy	31.01.2014 13:00:00	1.35329	0.3	06.02.2014 16:00:00	1.35937	\$ 169.05
2103	Buy	31.01.2014 17:00:00	1.34872	0.36	06.02.2014 16:00:00	1.35947	\$ 370.98
2101	Buy	30.01.2014 18:00:00	1.35627	0.24	06.02.2014 16:00:00	1.35942	\$ 63.42
2099	Buy	30.01.2014 10:00:00	1.3624	0.12	06.02.2014 16:00:00	1.35938	\$ -42.33
2107	Buy	07.02.2014 05:00:00	1.35921	0.06	07.02.2014 16:00:00	1.35919	\$ -0.54
2108	Buy	07.02.2014 11:00:00	1.35647	0.12	07.02.2014 16:00:00	1.35935	\$ 33.72
2110	Buy	10.02.2014 06:00:00	1.36269	0.06	10.02.2014 10:00:00	1.3639	\$ 6.84
2111	Buy	10.02.2014 22:00:00	1.36422	0.06	11.02.2014 03:00:00	1.36709	\$ 16.42
2109	Sell	10.02.2014 04:00:00	1.36264	0.06	11.02.2014 16:00:00	1.36511	\$ -15.09
2112	Sell	11.02.2014 03:00:00	1.36713	0.12	11.02.2014 16:00:00	1.36506	\$ 24
2113	Sell	12.02.2014 02:00:00	1.3636	0.06	12.02.2014 05:00:00	1.36299	\$ 3.24
2114	Buy	12.02.2014 04:00:00	1.36351	0.06	12.02.2014 09:00:00	1.36436	\$ 4.68
2115	Buy	13.02.2014 04:00:00	1.36049	0.06	13.02.2014 05:00:00	1.36139	\$ 4.98

2116	Buy	13.02.2014 22:00:00	1.36736	0.06	13.02.2014 23:00:00	1.36812	\$ 4.14
2117	Sell	14.02.2014 00:00:00	1.36802	0.06	14.02.2014 12:00:00	1.3692	\$ -7.5
2118	Sell	14.02.2014 10:00:00	1.37082	0.12	14.02.2014 12:00:00	1.36916	\$ 19.08
2119	Buy	17.02.2014 01:00:00	1.37003	0.06	17.02.2014 03:00:00	1.37077	\$ 4.02
2121	Buy	18.02.2014 01:00:00	1.37052	0.06	18.02.2014 05:00:00	1.37104	\$ 2.7
2120	Sell	17.02.2014 21:01:00	1.37038	0.06	19.02.2014 23:00:00	1.37336	\$ -17.99
2123	Sell	18.02.2014 17:00:00	1.37589	0.18	19.02.2014 23:00:00	1.37322	\$ 47.26
2122	Sell	18.02.2014 15:00:00	1.37307	0.12	19.02.2014 23:00:00	1.37331	\$ -3.41
2124	Buy	20.02.2014 06:00:00	1.37539	0.06	20.02.2014 22:00:00	1.37176	\$ -22.2
2126	Buy	20.02.2014 19:00:00	1.36904	0.18	20.02.2014 22:00:00	1.37187	\$ 49.68
2125	Buy	20.02.2014 10:00:00	1.37164	0.12	20.02.2014 22:00:00	1.37184	\$ 1.56
2128	Sell	21.02.2014 01:00:00	1.37217	0.06	21.02.2014 06:00:00	1.37175	\$ 2.1
2127	Buy	20.02.2014 23:00:00	1.37198	0.06	21.02.2014 17:00:00	1.37454	\$ 14.56
2129	Buy	24.02.2014 07:00:00	1.37375	0.06	24.02.2014 11:00:00	1.37523	\$ 8.46
2130	Sell	25.02.2014 03:00:00	1.37308	0.06	25.02.2014 18:00:00	1.37336	\$ -2.1
2131	Sell	25.02.2014 16:00:00	1.37578	0.12	25.02.2014 18:00:00	1.37329	\$ 29.04
2132	Sell	26.02.2014 05:00:00	1.37414	0.06	26.02.2014 15:00:00	1.37297	\$ 6.6
2135	Sell	27.02.2014 08:00:00	1.36876	0.06	27.02.2014 10:00:00	1.36739	\$ 7.8
2133	Buy	26.02.2014 09:00:00	1.37434	0.06	27.02.2014 17:00:00	1.36841	\$ -37.12
2136	Buy	27.02.2014 12:00:00	1.36506	0.18	27.02.2014 17:00:00	1.36841	\$ 59.04
2134	Buy	26.02.2014 17:00:00	1.36817	0.12	27.02.2014 17:00:00	1.36851	\$ 0.99
2137	Sell	28.02.2014 01:00:00	1.37088	0.06	28.02.2014 06:00:00	1.37018	\$ 3.78
2138	Sell	03.03.2014 06:00:00	1.3778	0.06	03.03.2014 10:00:00	1.37687	\$ 5.16
2139	Buy	04.03.2014 01:00:00	1.37359	0.06	04.03.2014 09:00:00	1.3753	\$ 9.84
2140	Sell	04.03.2014 04:00:00	1.3723	0.06	04.03.2014 19:00:00	1.37309	\$ -5.16
2141	Sell	04.03.2014 09:00:00	1.37524	0.12	04.03.2014 19:00:00	1.37304	\$ 25.56
2142	Sell	04.03.2014 22:00:00	1.37344	0.06	05.03.2014 08:00:00	1.37293	\$ 2.79
2143	Sell	05.03.2014 09:00:00	1.37284	0.06	05.03.2014 13:00:00	1.37197	\$ 4.8
2144	Buy	06.03.2014 03:00:00	1.37324	0.06	06.03.2014 13:00:00	1.37383	\$ 3.12
2148	Buy	07.03.2014 02:00:00	1.38637	0.06	07.03.2014 10:00:00	1.38719	\$ 4.5
2145	Sell	06.03.2014 04:00:00	1.37283	0.06	07.03.2014 16:00:00	1.38532	\$ -75.21
2147	Sell	06.03.2014 17:00:00	1.38451	0.18	07.03.2014 16:00:00	1.38525	\$ -14.12
2150	Sell	07.03.2014 14:00:00	1.39023	0.3	07.03.2014 16:00:00	1.38525	\$ 147.3
2149	Sell	07.03.2014 10:00:00	1.3872	0.24	07.03.2014 16:00:00	1.38534	\$ 42.96
2146	Sell	06.03.2014 16:00:00	1.38158	0.12	07.03.2014 16:00:00	1.38533	\$ -45.53
2151	Buy	10.03.2014 03:00:00	1.38787	0.06	10.03.2014 04:00:00	1.38849	\$ 3.3
2152	Sell	10.03.2014 10:00:00	1.38838	0.06	10.03.2014 13:00:00	1.38739	\$ 5.52
2153	Sell	11.03.2014 00:00:00	1.38755	0.06	11.03.2014 05:00:00	1.38714	\$ 2.04
2154	Sell	11.03.2014 06:00:00	1.38719	0.06	11.03.2014 08:00:00	1.38669	\$ 2.58
2156	Buy	12.03.2014 03:00:00	1.38565	0.06	12.03.2014 05:00:00	1.38617	\$ 2.7
2155	Sell	11.03.2014 23:00:00	1.3858	0.06	12.03.2014 11:00:00	1.38484	\$ 5.49
2157	Buy	12.03.2014 07:00:00	1.38528	0.06	12.03.2014 13:00:00	1.38583	\$ 2.88
2158	Buy	13.03.2014 02:00:00	1.39021	0.07	13.03.2014 08:00:00	1.3942	\$ 27.44
2159	Sell	17.03.2014 03:00:00	1.39082	0.07	17.03.2014 04:00:00	1.39021	\$ 3.78
2160	Sell	17.03.2014 09:00:00	1.39017	0.07	17.03.2014 11:00:00	1.38823	\$ 13.09
2161	Buy	18.03.2014 07:00:00	1.39307	0.07	18.03.2014 15:00:00	1.3931	\$ -0.28
2162	Buy	18.03.2014 14:00:00	1.39037	0.14	18.03.2014 15:00:00	1.39309	\$ 37.1
2164	Sell	19.03.2014 02:00:00	1.39302	0.07	19.03.2014 07:00:00	1.39225	\$ 4.9
2163	Buy	19.03.2014 01:00:00	1.39352	0.07	19.03.2014 14:00:00	1.39281	\$ -5.46
2165	Buy	19.03.2014 13:00:00	1.39079	0.14	19.03.2014 14:00:00	1.39285	\$ 27.86
2166	Buy	20.03.2014 08:00:00	1.38313	0.07	20.03.2014 10:00:00	1.38382	\$ 4.34
2167	Sell	20.03.2014 09:00:00	1.38323	0.07	20.03.2014 12:00:00	1.3822	\$ 6.72
2168	Sell	21.03.2014 03:00:00	1.37789	0.07	21.03.2014 11:00:00	1.37692	\$ 6.3
2169	Buy	21.03.2014 07:00:00	1.37847	0.07	21.03.2014 13:00:00	1.37948	\$ 6.58
2170	Sell	24.03.2014 01:00:00	1.38014	0.07	24.03.2014 02:00:00	1.37925	\$ 5.74
2172	Sell	26.03.2014 06:00:00	1.38176	0.07	26.03.2014 08:00:00	1.3811	\$ 4.13
2176	Sell	31.03.2014 00:00:00	1.37607	0.07	31.03.2014 01:00:00	1.3754	\$ 4.2
2171	Buy	26.03.2014 04:00:00	1.38205	0.07	31.03.2014 13:00:00	1.37852	\$ -27.39
2174	Buy	27.03.2014 12:00:00	1.37639	0.21	31.03.2014 13:00:00	1.37843	\$ 38.75
2175	Buy	28.03.2014 12:00:00	1.37144	0.28	31.03.2014 13:00:00	1.37836	\$ 190.05

2173	Buy	26.03.2014 15:00:00	1.37902	0.14	31.03.2014 13:00:00	1.37844	\$ -13.47
2177	Sell	31.03.2014 23:00:00	1.37754	0.07	01.04.2014 00:00:00	1.37686	\$ 4.45
2178	Buy	01.04.2014 01:00:00	1.37741	0.07	01.04.2014 11:00:00	1.37945	\$ 13.79
2179	Sell	01.04.2014 05:00:00	1.37717	0.07	02.04.2014 17:00:00	1.37805	\$ -6.47
2180	Sell	01.04.2014 16:00:00	1.37998	0.14	02.04.2014 17:00:00	1.3781	\$ 25.7
2181	Sell	02.04.2014 22:00:00	1.37641	0.07	03.04.2014 06:00:00	1.37594	\$ 3.34
2182	Buy	03.04.2014 07:00:00	1.37589	0.07	03.04.2014 10:00:00	1.37664	\$ 4.76
2183	Sell	04.04.2014 06:00:00	1.37103	0.07	04.04.2014 10:00:00	1.3703	\$ 4.62
2184	Buy	07.04.2014 04:00:00	1.37015	0.07	07.04.2014 10:00:00	1.37111	\$ 6.23
2187	Buy	08.04.2014 03:00:00	1.37415	0.07	08.04.2014 11:00:00	1.37632	\$ 14.7
2185	Sell	07.04.2014 08:00:00	1.36999	0.07	14.04.2014 16:00:00	1.38164	\$ -80.79
2188	Sell	08.04.2014 11:00:00	1.37634	0.21	14.04.2014 16:00:00	1.38159	\$ -108.49
2190	Sell	09.04.2014 18:00:00	1.38239	0.35	14.04.2014 16:00:00	1.38169	\$ 26.53
2192	Sell	10.04.2014 18:00:00	1.38802	0.49	14.04.2014 16:00:00	1.38167	\$ 310.23
2191	Sell	09.04.2014 22:00:00	1.38531	0.42	14.04.2014 16:00:00	1.38156	\$ 159.94
2189	Sell	08.04.2014 16:00:00	1.37954	0.28	14.04.2014 16:00:00	1.38166	\$ -57.02
2186	Sell	07.04.2014 15:00:00	1.37263	0.14	14.04.2014 16:00:00	1.38159	\$ -123.91
2193	Sell	15.04.2014 06:00:00	1.38161	0.07	15.04.2014 11:00:00	1.38001	\$ 10.71
2194	Buy	16.04.2014 06:00:00	1.38168	0.07	16.04.2014 09:00:00	1.38291	\$ 8.12
2196	Buy	17.04.2014 04:00:00	1.38393	0.07	17.04.2014 13:00:00	1.38603	\$ 14.21
2195	Sell	17.04.2014 03:00:00	1.38245	0.07	17.04.2014 17:00:00	1.38388	\$ -10.5
2197	Sell	17.04.2014 13:00:00	1.38591	0.14	17.04.2014 17:00:00	1.38392	\$ 26.88
2198	Sell	18.04.2014 02:00:00	1.38139	0.07	21.04.2014 04:00:00	1.38099	\$ 2.49
2199	Buy	18.04.2014 17:00:00	1.38206	0.07	21.04.2014 12:00:00	1.38288	\$ 4.81
2201	Buy	23.04.2014 01:00:00	1.38061	0.07	23.04.2014 06:00:00	1.38153	\$ 5.95
2200	Sell	22.04.2014 07:00:00	1.37953	0.07	24.04.2014 16:00:00	1.3794	\$ 1.14
2202	Sell	23.04.2014 10:00:00	1.38231	0.14	24.04.2014 16:00:00	1.37928	\$ 42.52
2203	Sell	25.04.2014 05:00:00	1.38315	0.07	28.04.2014 04:00:00	1.38207	\$ 7.25
2204	Buy	28.04.2014 02:00:00	1.38397	0.07	28.04.2014 11:00:00	1.38653	\$ 17.43
2206	Buy	28.04.2014 23:00:00	1.38492	0.07	29.04.2014 04:00:00	1.38554	\$ 3.41
2205	Sell	28.04.2014 22:00:00	1.38536	0.07	29.04.2014 16:00:00	1.38281	\$ 17.54
2207	Sell	30.04.2014 02:00:00	1.38114	0.07	30.04.2014 07:00:00	1.38072	\$ 2.45
2208	Buy	30.04.2014 09:00:00	1.38017	0.07	30.04.2014 10:00:00	1.38089	\$ 4.55
2209	Buy	01.05.2014 02:00:00	1.38692	0.07	01.05.2014 10:00:00	1.38875	\$ 12.32
2210	Sell	01.05.2014 09:00:00	1.38696	0.07	01.05.2014 23:00:00	1.38641	\$ 3.36
2211	Sell	02.05.2014 06:00:00	1.38592	0.07	02.05.2014 16:00:00	1.38279	\$ 21.42
2212	Buy	05.05.2014 02:00:00	1.38762	0.07	05.05.2014 16:00:00	1.38834	\$ 4.55
2215	Buy	06.05.2014 23:00:00	1.39321	0.07	08.05.2014 13:00:00	1.39427	\$ 5.18
2213	Sell	05.05.2014 04:00:00	1.38648	0.07	08.05.2014 16:00:00	1.391	\$ -31.23
2216	Sell	08.05.2014 15:00:00	1.39475	0.21	08.05.2014 16:00:00	1.39096	\$ 78.12
2214	Sell	06.05.2014 11:00:00	1.3921	0.14	08.05.2014 16:00:00	1.39097	\$ 16.27
2217	Sell	09.05.2014 03:00:00	1.38426	0.07	09.05.2014 04:00:00	1.38353	\$ 4.62
2218	Sell	09.05.2014 07:00:00	1.38391	0.07	09.05.2014 10:00:00	1.38256	\$ 8.96
2219	Buy	12.05.2014 00:00:00	1.37543	0.07	12.05.2014 02:00:00	1.37607	\$ 3.99
2220	Buy	13.05.2014 01:00:00	1.37594	0.07	13.05.2014 11:00:00	1.37684	\$ 5.81
2221	Sell	13.05.2014 02:00:00	1.37558	0.07	13.05.2014 13:00:00	1.37487	\$ 4.48
2222	Sell	14.05.2014 05:00:00	1.37072	0.07	15.05.2014 11:00:00	1.36749	\$ 22.66
2223	Sell	16.05.2014 02:00:00	1.37144	0.07	16.05.2014 14:00:00	1.3694	\$ 13.79
2225	Sell	19.05.2014 23:00:00	1.37096	0.07	20.05.2014 10:00:00	1.36963	\$ 9
2224	Buy	16.05.2014 03:00:00	1.37161	0.07	21.05.2014 03:00:00	1.37023	\$ -11.46
2226	Buy	20.05.2014 12:00:00	1.36859	0.14	21.05.2014 03:00:00	1.37039	\$ 23.34
2229	Sell	23.05.2014 05:00:00	1.36471	0.07	23.05.2014 12:00:00	1.36205	\$ 18.13
2231	Sell	26.05.2014 02:00:00	1.36279	0.07	26.05.2014 04:00:00	1.3619	\$ 5.74
2227	Buy	22.05.2014 03:00:00	1.36812	0.07	26.05.2014 18:00:00	1.36512	\$ -22.37
2230	Buy	23.05.2014 12:00:00	1.3621	0.21	26.05.2014 18:00:00	1.36513	\$ 60.85
2228	Buy	22.05.2014 17:00:00	1.36488	0.14	26.05.2014 18:00:00	1.36513	\$ 0.77
2232	Buy	26.05.2014 21:00:00	1.36477	0.07	27.05.2014 04:00:00	1.36665	\$ 12.23
2233	Sell	28.05.2014 01:00:00	1.36346	0.07	28.05.2014 10:00:00	1.36274	\$ 4.55
2234	Buy	28.05.2014 04:00:00	1.36337	0.07	29.05.2014 12:00:00	1.36182	\$ -12.65
2235	Buy	28.05.2014 17:00:00	1.36	0.14	29.05.2014 12:00:00	1.3618	\$ 21.59

2236	Sell	29.05.2014 01:00:00	1.35919	0.07	29.05.2014 16:00:00	1.36036	\$ -8.68
2237	Sell	29.05.2014 12:00:00	1.36186	0.14	29.05.2014 16:00:00	1.36019	\$ 22.4
2238	Sell	29.05.2014 22:00:00	1.36019	0.07	02.06.2014 02:00:00	1.36234	\$ -15.18
2239	Sell	30.05.2014 18:00:00	1.36464	0.14	02.06.2014 02:00:00	1.36241	\$ 30.6
2240	Sell	02.06.2014 05:00:00	1.36237	0.07	02.06.2014 11:00:00	1.36084	\$ 10.22
2241	Buy	03.06.2014 00:00:00	1.35977	0.07	03.06.2014 07:00:00	1.36024	\$ 2.8
2242	Sell	03.06.2014 01:00:00	1.35991	0.07	03.06.2014 12:00:00	1.35922	\$ 4.34
2243	Buy	03.06.2014 09:00:00	1.36025	0.07	03.06.2014 13:00:00	1.36092	\$ 4.2
2244	Sell	04.06.2014 00:00:00	1.36272	0.07	04.06.2014 03:00:00	1.36212	\$ 3.71
2245	Sell	04.06.2014 06:00:00	1.36141	0.07	04.06.2014 10:00:00	1.36063	\$ 4.97
2246	Buy	05.06.2014 01:00:00	1.35995	0.07	05.06.2014 10:00:00	1.36044	\$ 2.94
2247	Sell	06.06.2014 04:00:00	1.36573	0.07	06.06.2014 11:00:00	1.36476	\$ 6.3
2248	Buy	09.06.2014 08:00:00	1.36463	0.07	09.06.2014 10:00:00	1.36661	\$ 13.37
2249	Sell	09.06.2014 23:00:00	1.35903	0.07	10.06.2014 12:00:00	1.35569	\$ 23.07
2253	Sell	12.06.2014 03:00:00	1.35361	0.07	12.06.2014 12:00:00	1.35283	\$ 4.97
2250	Buy	10.06.2014 01:00:00	1.35928	0.07	12.06.2014 22:00:00	1.35633	\$ -22.89
2252	Buy	11.06.2014 04:00:00	1.35326	0.21	12.06.2014 22:00:00	1.35649	\$ 62.42
2251	Buy	10.06.2014 12:00:00	1.35586	0.14	12.06.2014 22:00:00	1.35648	\$ 4.2
2254	Buy	13.06.2014 04:00:00	1.35556	0.07	13.06.2014 10:00:00	1.35698	\$ 9.45
2255	Sell	16.06.2014 00:00:00	1.35396	0.07	16.06.2014 02:00:00	1.3532	\$ 4.83
2256	Sell	16.06.2014 03:00:00	1.35355	0.07	16.06.2014 11:00:00	1.35261	\$ 6.09
2257	Buy	16.06.2014 04:00:00	1.3542	0.07	16.06.2014 16:00:00	1.35536	\$ 7.63
2259	Sell	17.06.2014 04:00:00	1.35777	0.07	17.06.2014 05:00:00	1.35596	\$ 12.18
2258	Buy	17.06.2014 00:00:00	1.35742	0.07	18.06.2014 14:00:00	1.35663	\$ -6.46
2260	Buy	17.06.2014 16:00:00	1.35419	0.14	18.06.2014 14:00:00	1.35661	\$ 32.03
2261	Sell	17.06.2014 23:00:00	1.3542	0.07	20.06.2014 14:00:00	1.35929	\$ -35.22
2263	Sell	19.06.2014 00:00:00	1.35957	0.21	20.06.2014 14:00:00	1.35939	\$ 2.85
2264	Sell	19.06.2014 10:00:00	1.36261	0.28	20.06.2014 14:00:00	1.35924	\$ 93.12
2262	Sell	18.06.2014 16:00:00	1.357	0.14	20.06.2014 14:00:00	1.35927	\$ -31.33
2265	Sell	23.06.2014 02:00:00	1.35935	0.07	23.06.2014 12:00:00	1.35799	\$ 9.03
2266	Sell	24.06.2014 01:00:00	1.36045	0.07	24.06.2014 05:00:00	1.35995	\$ 3.01
2267	Buy	24.06.2014 06:00:00	1.35922	0.07	24.06.2014 10:00:00	1.36116	\$ 13.09
2268	Sell	25.06.2014 07:00:00	1.36073	0.07	26.06.2014 11:00:00	1.36235	\$ -11.29
2269	Sell	25.06.2014 16:00:00	1.36434	0.14	26.06.2014 11:00:00	1.36243	\$ 26.84
2270	Buy	26.06.2014 06:00:00	1.36342	0.07	27.06.2014 07:00:00	1.3626	\$ -6.67
2271	Buy	26.06.2014 15:00:00	1.36089	0.14	27.06.2014 07:00:00	1.36257	\$ 21.66
2274	Buy	30.06.2014 07:00:00	1.36443	0.07	30.06.2014 11:00:00	1.36521	\$ 4.97
2272	Sell	27.06.2014 03:00:00	1.36115	0.07	02.07.2014 12:00:00	1.36559	\$ -31.03
2275	Sell	30.06.2014 18:00:00	1.36918	0.21	02.07.2014 12:00:00	1.3656	\$ 74.79
2273	Sell	27.06.2014 18:00:00	1.36402	0.14	02.07.2014 12:00:00	1.36569	\$ -23.28
2278	Sell	04.07.2014 05:00:00	1.36061	0.07	04.07.2014 11:00:00	1.35914	\$ 9.8
2279	Sell	07.07.2014 01:00:00	1.35942	0.07	07.07.2014 02:00:00	1.35888	\$ 3.29
2280	Sell	08.07.2014 22:00:00	1.36106	0.07	09.07.2014 15:00:00	1.36042	\$ 4.17
2276	Buy	03.07.2014 02:00:00	1.36565	0.07	09.07.2014 18:00:00	1.36386	\$ -14.77
2277	Buy	03.07.2014 16:00:00	1.36026	0.14	09.07.2014 18:00:00	1.36385	\$ 45.78
2281	Sell	10.07.2014 04:00:00	1.36445	0.07	10.07.2014 10:00:00	1.36338	\$ 7
2282	Buy	11.07.2014 00:00:00	1.36092	0.07	14.07.2014 11:00:00	1.36348	\$ 16.99
2283	Sell	14.07.2014 06:00:00	1.36041	0.07	14.07.2014 17:00:00	1.36178	\$ -10.08
2284	Sell	14.07.2014 11:00:00	1.36361	0.14	14.07.2014 17:00:00	1.36192	\$ 22.68
2285	Sell	16.07.2014 09:00:00	1.35605	0.07	16.07.2014 11:00:00	1.35541	\$ 3.99
2286	Sell	16.07.2014 22:00:00	1.3522	0.07	18.07.2014 17:00:00	1.35081	\$ 9.96
2287	Sell	21.07.2014 21:00:00	1.35202	0.07	22.07.2014 11:00:00	1.35033	\$ 11.52
2288	Sell	23.07.2014 02:00:00	1.34658	0.07	23.07.2014 11:00:00	1.34567	\$ 5.88
2289	Buy	23.07.2014 04:00:00	1.34653	0.07	23.07.2014 14:00:00	1.34728	\$ 4.76
2291	Sell	24.07.2014 03:00:00	1.34617	0.07	24.07.2014 09:00:00	1.34565	\$ 3.15
2290	Buy	24.07.2014 00:00:00	1.34639	0.07	24.07.2014 11:00:00	1.34731	\$ 5.95
2293	Buy	25.07.2014 03:00:00	1.34645	0.07	25.07.2014 10:00:00	1.34745	\$ 6.51
2292	Sell	25.07.2014 00:00:00	1.34625	0.07	25.07.2014 12:00:00	1.34449	\$ 11.83
2294	Sell	28.07.2014 01:00:00	1.34296	0.07	29.07.2014 16:00:00	1.34167	\$ 8.72
2295	Sell	30.07.2014 00:00:00	1.34077	0.07	30.07.2014 11:00:00	1.33985	\$ 5.95

2296	Buy	30.07.2014 02:00:00	1.34106	0.07	31.07.2014 00:00:00	1.33965	\$ -11.67
2297	Buy	30.07.2014 16:00:00	1.3377	0.14	31.07.2014 00:00:00	1.33963	\$ 23.41
2299	Sell	01.08.2014 01:00:00	1.33888	0.07	01.08.2014 10:00:00	1.33831	\$ 3.5
2298	Buy	31.07.2014 03:00:00	1.3395	0.07	01.08.2014 16:00:00	1.34163	\$ 13.98
2301	Sell	04.08.2014 09:00:00	1.3422	0.07	04.08.2014 19:00:00	1.34146	\$ 4.69
2302	Sell	05.08.2014 03:00:00	1.34212	0.07	05.08.2014 11:00:00	1.34088	\$ 8.19
2305	Sell	06.08.2014 03:00:00	1.33714	0.07	06.08.2014 04:00:00	1.33666	\$ 2.87
2306	Sell	07.08.2014 03:00:00	1.33807	0.07	07.08.2014 11:00:00	1.33732	\$ 4.76
2307	Sell	08.08.2014 03:00:00	1.33578	0.07	08.08.2014 04:00:00	1.33524	\$ 3.29
2300	Buy	04.08.2014 04:00:00	1.34272	0.07	08.08.2014 10:00:00	1.33935	\$ -26.7
2304	Buy	05.08.2014 19:00:00	1.33648	0.21	08.08.2014 10:00:00	1.33934	\$ 52.03
2303	Buy	05.08.2014 12:00:00	1.33922	0.14	08.08.2014 10:00:00	1.33933	\$ -3.82
2308	Sell	11.08.2014 07:00:00	1.33994	0.07	11.08.2014 10:00:00	1.33914	\$ 5.11
2309	Buy	11.08.2014 22:00:00	1.33825	0.07	13.08.2014 16:00:00	1.3412	\$ 19.28
2310	Buy	12.08.2014 12:00:00	1.33559	0.14	13.08.2014 16:00:00	1.34108	\$ 75
2311	Buy	14.08.2014 04:00:00	1.33614	0.07	14.08.2014 13:00:00	1.33793	\$ 12.04
2312	Sell	18.08.2014 01:00:00	1.33925	0.07	18.08.2014 10:00:00	1.33862	\$ 3.92
2316	Sell	21.08.2014 05:00:00	1.32493	0.07	21.08.2014 08:00:00	1.32442	\$ 3.08
2313	Buy	20.08.2014 05:00:00	1.3317	0.07	21.08.2014 18:00:00	1.32838	\$ -25.04
2315	Buy	21.08.2014 00:00:00	1.32592	0.21	21.08.2014 18:00:00	1.32847	\$ 52.08
2314	Buy	20.08.2014 13:00:00	1.32848	0.14	21.08.2014 18:00:00	1.32852	\$ -3.05
2317	Buy	22.08.2014 03:00:00	1.32781	0.07	22.08.2014 07:00:00	1.32854	\$ 4.62
2318	Sell	22.08.2014 05:00:00	1.3277	0.07	22.08.2014 14:00:00	1.32714	\$ 3.43
2320	Sell	26.08.2014 03:00:00	1.31867	0.07	26.08.2014 21:00:00	1.31675	\$ 12.95
2322	Sell	27.08.2014 01:00:00	1.31681	0.07	27.08.2014 04:00:00	1.31608	\$ 4.62
2319	Buy	25.08.2014 07:00:00	1.32059	0.07	27.08.2014 16:00:00	1.31867	\$ -14.8
2321	Buy	26.08.2014 21:00:00	1.31677	0.14	27.08.2014 16:00:00	1.31857	\$ 23.34
2323	Buy	28.08.2014 03:00:00	1.31918	0.07	28.08.2014 04:00:00	1.31981	\$ 3.92
2325	Sell	01.09.2014 04:00:00	1.31283	0.07	01.09.2014 07:00:00	1.31196	\$ 5.6
2324	Buy	01.09.2014 03:00:00	1.31275	0.07	01.09.2014 12:00:00	1.31409	\$ 8.89
2327	Sell	02.09.2014 04:00:00	1.31319	0.07	02.09.2014 05:00:00	1.31195	\$ 8.19
2328	Sell	03.09.2014 05:00:00	1.31307	0.07	03.09.2014 07:00:00	1.31257	\$ 3.01
2326	Buy	01.09.2014 22:00:00	1.31316	0.07	03.09.2014 12:00:00	1.31403	\$ 4.72
2329	Sell	04.09.2014 04:00:00	1.31451	0.07	04.09.2014 14:00:00	1.31293	\$ 10.57
2330	Sell	05.09.2014 08:00:00	1.29333	0.07	05.09.2014 20:00:00	1.29507	\$ -12.67
2331	Sell	05.09.2014 16:00:00	1.29738	0.14	05.09.2014 20:00:00	1.29511	\$ 30.8
2333	Sell	08.09.2014 04:00:00	1.29527	0.07	08.09.2014 07:00:00	1.29401	\$ 8.33
2332	Buy	08.09.2014 02:00:00	1.29552	0.07	09.09.2014 18:00:00	1.29133	\$ -30.26
2335	Buy	09.09.2014 07:00:00	1.28731	0.21	09.09.2014 18:00:00	1.29141	\$ 84.63
2334	Buy	08.09.2014 21:00:00	1.29073	0.14	09.09.2014 18:00:00	1.29137	\$ 7.11
2336	Sell	10.09.2014 05:00:00	1.29394	0.07	10.09.2014 06:00:00	1.29277	\$ 7.7
2337	Sell	10.09.2014 07:00:00	1.29271	0.07	10.09.2014 16:00:00	1.29056	\$ 14.56
2338	Buy	11.09.2014 03:00:00	1.2916	0.07	11.09.2014 04:00:00	1.29233	\$ 4.62
2339	Sell	11.09.2014 06:00:00	1.29125	0.07	11.09.2014 08:00:00	1.29072	\$ 3.22
2340	Buy	12.09.2014 02:00:00	1.29234	0.07	12.09.2014 15:00:00	1.29326	\$ 5.95
2341	Sell	12.09.2014 06:00:00	1.29168	0.07	15.09.2014 12:00:00	1.29205	\$ -2.9
2342	Sell	12.09.2014 19:00:00	1.29542	0.14	15.09.2014 12:00:00	1.2921	\$ 45.86
2343	Sell	16.09.2014 01:00:00	1.29402	0.07	16.09.2014 10:00:00	1.29295	\$ 7
2344	Sell	17.09.2014 00:00:00	1.29587	0.07	17.09.2014 02:00:00	1.29499	\$ 5.67
2345	Sell	18.09.2014 09:00:00	1.28674	0.07	19.09.2014 10:00:00	1.28909	\$ -16.76
2346	Sell	18.09.2014 18:00:00	1.29207	0.14	19.09.2014 10:00:00	1.28908	\$ 41.24
2347	Buy	19.09.2014 22:00:00	1.28348	0.07	22.09.2014 04:00:00	1.28503	\$ 9.92
2348	Sell	23.09.2014 03:00:00	1.28504	0.07	23.09.2014 18:00:00	1.28637	\$ -9.8
2349	Sell	23.09.2014 12:00:00	1.2881	0.14	23.09.2014 18:00:00	1.28633	\$ 23.8
2350	Sell	24.09.2014 00:00:00	1.28455	0.07	24.09.2014 15:00:00	1.28369	\$ 5.53
2351	Buy	25.09.2014 23:00:00	1.27469	0.07	26.09.2014 02:00:00	1.27581	\$ 6.91
2355	Sell	29.09.2014 02:00:00	1.26728	0.07	29.09.2014 18:00:00	1.26858	\$ -9.59
2356	Sell	29.09.2014 15:00:00	1.27047	0.14	29.09.2014 18:00:00	1.26842	\$ 27.72
2357	Sell	30.09.2014 05:00:00	1.2685	0.07	30.09.2014 12:00:00	1.26603	\$ 16.8
2360	Sell	01.10.2014 01:00:00	1.263	0.07	01.10.2014 04:00:00	1.26218	\$ 5.25

2361	Sell	02.10.2014 05:00:00	1.26221	0.07	02.10.2014 10:00:00	1.26304	\$ -6.3
2362	Sell	02.10.2014 06:00:00	1.26469	0.14	02.10.2014 10:00:00	1.26296	\$ 23.24
2352	Buy	26.09.2014 07:00:00	1.27474	0.07	02.10.2014 19:00:00	1.26691	\$ -57.93
2354	Buy	26.09.2014 19:00:00	1.26853	0.21	02.10.2014 19:00:00	1.26691	\$ -43.37
2359	Buy	30.09.2014 13:00:00	1.25983	0.35	02.10.2014 19:00:00	1.26688	\$ 235.55
2358	Buy	30.09.2014 12:00:00	1.26602	0.28	02.10.2014 19:00:00	1.26702	\$ 19.04
2353	Buy	26.09.2014 16:00:00	1.2713	0.14	02.10.2014 19:00:00	1.26688	\$ -68.11
2363	Sell	03.10.2014 03:00:00	1.26675	0.07	03.10.2014 04:00:00	1.26586	\$ 5.74
2364	Buy	06.10.2014 02:00:00	1.25106	0.07	06.10.2014 04:00:00	1.25158	\$ 3.15
2365	Buy	06.10.2014 05:00:00	1.25152	0.07	06.10.2014 10:00:00	1.25293	\$ 9.38
2366	Sell	07.10.2014 08:00:00	1.26211	0.07	07.10.2014 13:00:00	1.25978	\$ 15.82
2367	Buy	08.10.2014 01:00:00	1.26654	0.07	08.10.2014 11:00:00	1.26537	\$ -8.68
2368	Buy	08.10.2014 06:00:00	1.26322	0.14	08.10.2014 11:00:00	1.26532	\$ 28.42
2369	Sell	10.10.2014 03:00:00	1.26891	0.07	10.10.2014 11:00:00	1.26684	\$ 14
2371	Buy	13.10.2014 02:00:00	1.2646	0.07	13.10.2014 05:00:00	1.26885	\$ 29.26
2370	Sell	13.10.2014 00:00:00	1.26319	0.07	13.10.2014 10:00:00	1.2661	\$ -20.86
2372	Sell	13.10.2014 05:00:00	1.26885	0.14	13.10.2014 10:00:00	1.26623	\$ 35.7
2373	Buy	13.10.2014 18:00:00	1.26798	0.07	13.10.2014 19:00:00	1.26852	\$ 3.29
2374	Sell	14.10.2014 23:00:00	1.26547	0.07	15.10.2014 02:00:00	1.26461	\$ 5.71
2376	Buy	15.10.2014 08:00:00	1.26397	0.07	15.10.2014 10:00:00	1.2653	\$ 8.82
2375	Sell	15.10.2014 04:00:00	1.26361	0.07	16.10.2014 13:00:00	1.27528	\$ -81.64
2378	Sell	15.10.2014 16:00:00	1.27444	0.21	16.10.2014 13:00:00	1.27525	\$ -16.87
2380	Sell	15.10.2014 23:00:00	1.28066	0.35	16.10.2014 13:00:00	1.27519	\$ 191.69
2381	Sell	16.10.2014 00:00:00	1.28379	0.42	16.10.2014 13:00:00	1.27523	\$ 356.58
2379	Sell	15.10.2014 17:00:00	1.2776	0.28	16.10.2014 13:00:00	1.27528	\$ 65.15
2377	Sell	15.10.2014 15:00:00	1.26698	0.14	16.10.2014 13:00:00	1.27529	\$ -116.24
2382	Sell	16.10.2014 23:00:00	1.2804	0.07	17.10.2014 07:00:00	1.27959	\$ 5.36
2383	Buy	17.10.2014 06:00:00	1.28016	0.07	17.10.2014 12:00:00	1.28333	\$ 21.7
2384	Sell	20.10.2014 00:00:00	1.27503	0.07	20.10.2014 02:00:00	1.27435	\$ 4.27
2385	Sell	20.10.2014 04:00:00	1.27513	0.07	20.10.2014 10:00:00	1.27356	\$ 10.5
2387	Buy	21.10.2014 04:00:00	1.27933	0.07	21.10.2014 06:00:00	1.28016	\$ 5.32
2386	Sell	21.10.2014 01:00:00	1.27954	0.07	21.10.2014 13:00:00	1.27646	\$ 21.07
2388	Sell	21.10.2014 08:00:00	1.28243	0.14	21.10.2014 13:00:00	1.27639	\$ 83.58
2389	Sell	21.10.2014 23:00:00	1.27151	0.07	22.10.2014 12:00:00	1.26889	\$ 18.03
2390	Sell	23.10.2014 02:00:00	1.26479	0.07	23.10.2014 03:00:00	1.26415	\$ 3.99
2391	Sell	23.10.2014 04:00:00	1.26383	0.07	23.10.2014 17:00:00	1.26512	\$ -9.52
2392	Sell	23.10.2014 14:00:00	1.2665	0.14	23.10.2014 17:00:00	1.26505	\$ 19.32
2393	Sell	24.10.2014 04:00:00	1.26563	0.07	24.10.2014 10:00:00	1.26472	\$ 5.88
2394	Sell	27.10.2014 23:00:00	1.27049	0.07	28.10.2014 00:00:00	1.26991	\$ 3.75
2395	Sell	28.10.2014 03:00:00	1.27014	0.07	28.10.2014 12:00:00	1.26955	\$ 3.64
2396	Buy	29.10.2014 07:00:00	1.27358	0.07	29.10.2014 18:00:00	1.2759	\$ 15.75
2397	Buy	31.10.2014 00:00:00	1.26143	0.07	04.11.2014 18:00:00	1.25707	\$ -31.88
2399	Buy	31.10.2014 16:00:00	1.25224	0.21	04.11.2014 18:00:00	1.2572	\$ 100.06
2400	Buy	03.11.2014 03:00:00	1.24621	0.28	04.11.2014 18:00:00	1.25704	\$ 299.53
2398	Buy	31.10.2014 08:00:00	1.25872	0.14	04.11.2014 18:00:00	1.25707	\$ -25.83
2401	Sell	06.11.2014 00:00:00	1.24863	0.07	06.11.2014 01:00:00	1.2476	\$ 6.72
2402	Sell	07.11.2014 02:00:00	1.23796	0.07	07.11.2014 07:00:00	1.23721	\$ 4.76
2403	Sell	07.11.2014 09:00:00	1.238	0.07	07.11.2014 16:00:00	1.23796	\$ -0.21
2404	Sell	07.11.2014 13:00:00	1.24055	0.14	07.11.2014 16:00:00	1.23792	\$ 35.84
2405	Buy	10.11.2014 10:00:00	1.24748	0.07	10.11.2014 12:00:00	1.24859	\$ 7.28
2406	Sell	11.11.2014 00:00:00	1.24194	0.07	11.11.2014 10:00:00	1.24078	\$ 7.63
2407	Buy	12.11.2014 02:00:00	1.24755	0.07	12.11.2014 10:00:00	1.24966	\$ 14.28
2408	Sell	13.11.2014 04:00:00	1.24478	0.07	13.11.2014 05:00:00	1.24428	\$ 3.01
2409	Sell	14.11.2014 04:00:00	1.24671	0.07	14.11.2014 05:00:00	1.2454	\$ 8.68
2410	Sell	17.11.2014 10:00:00	1.25311	0.07	17.11.2014 11:00:00	1.25213	\$ 6.37
2411	Sell	17.11.2014 23:00:00	1.245	0.07	21.11.2014 11:00:00	1.24673	\$ -11.52
2413	Sell	18.11.2014 12:00:00	1.25161	0.21	21.11.2014 11:00:00	1.24653	\$ 107.9
2414	Sell	19.11.2014 11:00:00	1.25439	0.28	21.11.2014 11:00:00	1.24662	\$ 218.47
2412	Sell	18.11.2014 05:00:00	1.24745	0.14	21.11.2014 11:00:00	1.24672	\$ 11.03
2420	Sell	21.11.2014 22:00:00	1.23867	0.07	24.11.2014 00:00:00	1.23646	\$ 15.16

2421	Sell	24.11.2014 02:00:00	1.23714	0.07	24.11.2014 11:00:00	1.23823	\$ -8.12
2422	Sell	24.11.2014 07:00:00	1.23966	0.14	24.11.2014 11:00:00	1.23832	\$ 17.78
2415	Buy	21.11.2014 04:00:00	1.25604	0.07	24.11.2014 18:00:00	1.24369	\$ -87.38
2417	Buy	21.11.2014 12:00:00	1.24382	0.21	24.11.2014 18:00:00	1.2436	\$ -7.4
2419	Buy	21.11.2014 21:00:00	1.23835	0.35	24.11.2014 18:00:00	1.24361	\$ 179.46
2418	Buy	21.11.2014 18:00:00	1.24119	0.28	24.11.2014 18:00:00	1.24352	\$ 61.53
2416	Buy	21.11.2014 11:00:00	1.24664	0.14	24.11.2014 18:00:00	1.24368	\$ -43.29
2423	Buy	24.11.2014 22:00:00	1.24343	0.07	24.11.2014 23:00:00	1.24412	\$ 4.34
2424	Sell	25.11.2014 01:00:00	1.24386	0.07	25.11.2014 03:00:00	1.24283	\$ 6.72
2425	Sell	25.11.2014 04:00:00	1.24339	0.07	25.11.2014 05:00:00	1.24235	\$ 6.79
2426	Sell	26.11.2014 05:00:00	1.24715	0.07	26.11.2014 12:00:00	1.24589	\$ 8.33
2427	Buy	27.11.2014 05:00:00	1.25056	0.07	27.11.2014 10:00:00	1.25124	\$ 4.27
2428	Sell	27.11.2014 22:00:00	1.24715	0.07	28.11.2014 01:00:00	1.24601	\$ 7.67
2430	Sell	28.11.2014 02:00:00	1.24589	0.07	28.11.2014 03:00:00	1.24503	\$ 5.53
2429	Buy	27.11.2014 23:00:00	1.24677	0.07	28.11.2014 14:00:00	1.24731	\$ 2.85
2431	Buy	28.11.2014 10:00:00	1.24385	0.14	28.11.2014 14:00:00	1.24743	\$ 49.14
2432	Sell	28.11.2014 23:00:00	1.24399	0.07	01.12.2014 03:00:00	1.24358	\$ 2.56
2433	Buy	01.12.2014 02:00:00	1.24366	0.07	01.12.2014 04:00:00	1.24439	\$ 4.62
2434	Sell	01.12.2014 09:00:00	1.24508	0.07	01.12.2014 10:00:00	1.24224	\$ 19.39
2435	Sell	01.12.2014 22:00:00	1.24784	0.07	01.12.2014 23:00:00	1.24717	\$ 4.2
2436	Sell	02.12.2014 04:00:00	1.24653	0.07	02.12.2014 10:00:00	1.24534	\$ 7.84
2443	Sell	03.12.2014 23:00:00	1.23109	0.07	04.12.2014 07:00:00	1.23053	\$ 3.97
2437	Buy	02.12.2014 05:00:00	1.24655	0.07	04.12.2014 16:00:00	1.23962	\$ -50.75
2439	Buy	02.12.2014 17:00:00	1.24034	0.21	04.12.2014 16:00:00	1.23958	\$ -22.68
2441	Buy	03.12.2014 11:00:00	1.23343	0.35	04.12.2014 16:00:00	1.23959	\$ 206.59
2442	Buy	03.12.2014 19:00:00	1.23041	0.42	04.12.2014 16:00:00	1.23958	\$ 374.32
2440	Buy	03.12.2014 08:00:00	1.23725	0.28	04.12.2014 16:00:00	1.23954	\$ 56.91
2438	Buy	02.12.2014 11:00:00	1.2441	0.14	04.12.2014 16:00:00	1.23957	\$ -67.9
2444	Sell	09.12.2014 01:00:00	1.23167	0.07	09.12.2014 03:00:00	1.23056	\$ 7.28
2446	Sell	10.12.2014 10:00:00	1.2387	0.07	10.12.2014 13:00:00	1.23757	\$ 7.42
2445	Buy	10.12.2014 02:00:00	1.23886	0.07	10.12.2014 17:00:00	1.24123	\$ 16.1
2447	Buy	12.12.2014 02:00:00	1.23927	0.07	12.12.2014 03:00:00	1.23972	\$ 2.66
2448	Sell	12.12.2014 05:00:00	1.2399	0.07	12.12.2014 09:00:00	1.23907	\$ 5.32
2449	Sell	12.12.2014 10:00:00	1.2401	0.07	12.12.2014 21:00:00	1.24496	\$ -34.51
2451	Sell	12.12.2014 14:00:00	1.24554	0.21	12.12.2014 21:00:00	1.24482	\$ 13.65
2452	Sell	12.12.2014 19:00:00	1.24828	0.28	12.12.2014 21:00:00	1.24498	\$ 90.44
2450	Sell	12.12.2014 12:00:00	1.24265	0.14	12.12.2014 21:00:00	1.2448	\$ -31.08
2455	Sell	15.12.2014 07:00:00	1.24392	0.07	15.12.2014 12:00:00	1.24197	\$ 13.16
2453	Buy	15.12.2014 00:00:00	1.24753	0.07	15.12.2014 19:00:00	1.24679	\$ -5.67
2456	Buy	15.12.2014 12:00:00	1.24196	0.21	15.12.2014 19:00:00	1.24691	\$ 102.48
2454	Buy	15.12.2014 05:00:00	1.24492	0.14	15.12.2014 19:00:00	1.24696	\$ 27.58
2457	Sell	16.12.2014 05:00:00	1.24498	0.07	16.12.2014 19:00:00	1.25026	\$ -37.45
2459	Sell	16.12.2014 12:00:00	1.25121	0.21	16.12.2014 19:00:00	1.25018	\$ 20.16
2460	Sell	16.12.2014 14:00:00	1.25439	0.28	16.12.2014 19:00:00	1.25034	\$ 111.44
2458	Sell	16.12.2014 11:00:00	1.24809	0.14	16.12.2014 19:00:00	1.25026	\$ -31.36
2461	Sell	17.12.2014 05:00:00	1.25003	0.07	17.12.2014 06:00:00	1.24928	\$ 4.76
2463	Sell	19.12.2014 02:00:00	1.22884	0.07	19.12.2014 03:00:00	1.22759	\$ 8.26
2462	Buy	19.12.2014 00:00:00	1.22859	0.07	19.12.2014 16:00:00	1.22933	\$ 4.69
2464	Buy	22.12.2014 02:00:00	1.22259	0.07	22.12.2014 04:00:00	1.22374	\$ 7.56
2465	Sell	23.12.2014 02:00:00	1.22238	0.07	23.12.2014 15:00:00	1.22143	\$ 6.16
2468	Buy	24.12.2014 21:00:00	1.21997	0.07	25.12.2014 04:00:00	1.22061	\$ 2.68
2466	Sell	24.12.2014 01:00:00	1.21729	0.07	26.12.2014 11:00:00	1.21931	\$ -13.91
2469	Sell	26.12.2014 01:00:00	1.22261	0.21	26.12.2014 11:00:00	1.21928	\$ 68.46
2467	Sell	24.12.2014 11:00:00	1.22005	0.14	26.12.2014 11:00:00	1.21924	\$ 11.79
2470	Sell	29.12.2014 00:00:00	1.21783	0.07	29.12.2014 02:00:00	1.21684	\$ 6.44
2471	Sell	30.12.2014 01:00:00	1.21549	0.07	30.12.2014 05:00:00	1.21387	\$ 10.85
2473	Buy	31.12.2014 00:00:00	1.21558	0.07	31.12.2014 02:00:00	1.21603	\$ 2.66
2472	Sell	30.12.2014 22:00:00	1.21525	0.07	31.12.2014 16:00:00	1.21332	\$ 13.2
2474	Buy	06.01.2015 03:00:00	1.19438	0.07	06.01.2015 08:00:00	1.19574	\$ 9.03
2475	Sell	06.01.2015 05:00:00	1.19454	0.07	06.01.2015 12:00:00	1.19089	\$ 25.06

2476	Buy	07.01.2015 07:00:00	1.18757	0.07	07.01.2015 10:00:00	1.18875	\$ 7.77
2477	Sell	08.01.2015 01:00:00	1.18339	0.07	08.01.2015 04:00:00	1.18256	\$ 5.32
2478	Buy	08.01.2015 07:00:00	1.18235	0.07	08.01.2015 17:00:00	1.17984	\$ -18.06
2480	Buy	08.01.2015 13:00:00	1.17682	0.21	08.01.2015 17:00:00	1.17984	\$ 61.95
2479	Buy	08.01.2015 11:00:00	1.17943	0.14	08.01.2015 17:00:00	1.17981	\$ 4.34
2481	Buy	09.01.2015 03:00:00	1.17967	0.07	09.01.2015 05:00:00	1.18061	\$ 6.09
2482	Sell	12.01.2015 06:00:00	1.18546	0.07	12.01.2015 11:00:00	1.18149	\$ 27.3
2483	Sell	13.01.2015 03:00:00	1.18427	0.07	13.01.2015 07:00:00	1.18358	\$ 4.34
2487	Sell	14.01.2015 00:00:00	1.17732	0.07	14.01.2015 12:00:00	1.17435	\$ 20.3
2488	Sell	14.01.2015 10:00:00	1.18001	0.14	14.01.2015 12:00:00	1.17449	\$ 76.3
2484	Buy	13.01.2015 05:00:00	1.18455	0.07	14.01.2015 16:00:00	1.18258	\$ -14.72
2486	Buy	13.01.2015 15:00:00	1.17803	0.21	14.01.2015 16:00:00	1.18257	\$ 92.56
2489	Buy	14.01.2015 12:00:00	1.17454	0.32	14.01.2015 16:00:00	1.18255	\$ 254.08
2485	Buy	13.01.2015 12:00:00	1.1809	0.14	14.01.2015 16:00:00	1.18259	\$ 21.8
2491	Sell	15.01.2015 02:00:00	1.1785	0.08	15.01.2015 03:00:00	1.1776	\$ 6.64
2490	Buy	15.01.2015 00:00:00	1.17889	0.08	15.01.2015 15:00:00	1.17368	\$ -42.24
2493	Buy	15.01.2015 12:00:00	1.17227	0.24	15.01.2015 15:00:00	1.17376	\$ 34.08
2494	Buy	15.01.2015 13:00:00	1.16877	0.32	15.01.2015 15:00:00	1.17363	\$ 153.28
2492	Buy	15.01.2015 11:00:00	1.17592	0.16	15.01.2015 15:00:00	1.17361	\$ -38.08
2495	Buy	16.01.2015 00:00:00	1.16351	0.08	16.01.2015 22:00:00	1.15844	\$ -41.12
2497	Buy	16.01.2015 17:00:00	1.155	0.24	16.01.2015 22:00:00	1.15859	\$ 84.48
2498	Buy	16.01.2015 18:00:00	1.14927	0.32	16.01.2015 22:00:00	1.15852	\$ 293.76
2496	Buy	16.01.2015 13:00:00	1.15997	0.16	16.01.2015 22:00:00	1.15845	\$ -25.44
2499	Buy	19.01.2015 10:00:00	1.15589	0.08	19.01.2015 11:00:00	1.15831	\$ 18.8
2500	Sell	20.01.2015 03:00:00	1.15832	0.08	20.01.2015 07:00:00	1.1578	\$ 3.6
2501	Buy	21.01.2015 00:00:00	1.15504	0.08	21.01.2015 04:00:00	1.15608	\$ 7.76
2502	Sell	22.01.2015 03:00:00	1.16044	0.08	22.01.2015 04:00:00	1.15988	\$ 3.92
2503	Sell	22.01.2015 09:00:00	1.1579	0.08	22.01.2015 16:00:00	1.15635	\$ 11.84
2504	Sell	22.01.2015 12:00:00	1.16234	0.16	22.01.2015 16:00:00	1.1564	\$ 93.92
2505	Sell	23.01.2015 02:00:00	1.1347	0.08	23.01.2015 08:00:00	1.13368	\$ 7.6
2506	Sell	23.01.2015 09:00:00	1.1336	0.08	23.01.2015 11:00:00	1.12734	\$ 49.52
2507	Buy	26.01.2015 11:00:00	1.12375	0.08	26.01.2015 12:00:00	1.12511	\$ 10.32
2508	Buy	26.01.2015 22:00:00	1.12664	0.08	27.01.2015 11:00:00	1.13367	\$ 55.18
2509	Buy	27.01.2015 00:00:00	1.12384	0.16	27.01.2015 11:00:00	1.1337	\$ 156.64
2510	Sell	27.01.2015 08:00:00	1.12378	0.08	27.01.2015 13:00:00	1.12818	\$ -35.76
2511	Sell	27.01.2015 11:00:00	1.13372	0.16	27.01.2015 13:00:00	1.12807	\$ 89.28
2512	Buy	27.01.2015 23:00:00	1.138	0.08	28.01.2015 09:00:00	1.13716	\$ -7.78
2513	Buy	28.01.2015 04:00:00	1.13356	0.16	28.01.2015 09:00:00	1.13714	\$ 56.16
2514	Sell	28.01.2015 05:00:00	1.13341	0.08	28.01.2015 10:00:00	1.13457	\$ -9.84
2515	Sell	28.01.2015 09:00:00	1.13714	0.16	28.01.2015 10:00:00	1.13446	\$ 41.76
2516	Sell	29.01.2015 05:00:00	1.1282	0.08	29.01.2015 06:00:00	1.1277	\$ 3.44
2517	Buy	30.01.2015 02:00:00	1.13352	0.08	30.01.2015 11:00:00	1.1342	\$ 4.88
2519	Buy	02.02.2015 10:00:00	1.13158	0.08	02.02.2015 11:00:00	1.13233	\$ 5.44
2518	Sell	02.02.2015 09:00:00	1.13068	0.08	02.02.2015 14:00:00	1.13297	\$ -18.88
2520	Sell	02.02.2015 12:00:00	1.13514	0.16	02.02.2015 14:00:00	1.13292	\$ 34.4
2521	Sell	02.02.2015 22:00:00	1.13451	0.08	02.02.2015 23:00:00	1.13355	\$ 7.12
2523	Sell	03.02.2015 06:00:00	1.13303	0.08	03.02.2015 11:00:00	1.13256	\$ 3.2
2522	Buy	03.02.2015 04:00:00	1.1348	0.08	03.02.2015 16:00:00	1.14431	\$ 75.52
2524	Sell	04.02.2015 03:00:00	1.1461	0.08	04.02.2015 11:00:00	1.1457	\$ 2.64
2525	Buy	04.02.2015 22:00:00	1.14191	0.08	05.02.2015 06:00:00	1.13567	\$ -51.98
2527	Buy	05.02.2015 00:00:00	1.13476	0.24	05.02.2015 06:00:00	1.13564	\$ 19.44
2528	Buy	05.02.2015 02:00:00	1.13165	0.32	05.02.2015 06:00:00	1.13583	\$ 131.52
2526	Buy	04.02.2015 23:00:00	1.13919	0.16	05.02.2015 06:00:00	1.13574	\$ -59.32
2529	Buy	05.02.2015 10:00:00	1.13818	0.08	05.02.2015 12:00:00	1.13896	\$ 5.68
2530	Sell	06.02.2015 00:00:00	1.14768	0.08	06.02.2015 02:00:00	1.14703	\$ 4.64
2531	Sell	06.02.2015 03:00:00	1.14717	0.08	06.02.2015 04:00:00	1.14633	\$ 6.16
2532	Sell	06.02.2015 06:00:00	1.14675	0.08	06.02.2015 10:00:00	1.1449	\$ 14.24
2534	Buy	09.02.2015 07:00:00	1.13338	0.08	09.02.2015 10:00:00	1.13439	\$ 7.52
2533	Sell	09.02.2015 02:00:00	1.13144	0.08	09.02.2015 13:00:00	1.13193	\$ -4.48
2535	Sell	09.02.2015 10:00:00	1.13429	0.16	09.02.2015 13:00:00	1.13184	\$ 38.08

2536	Sell	10.02.2015 01:00:00	1.13239	0.08	10.02.2015 11:00:00	1.1314	\$ 7.36
2537	Buy	11.02.2015 07:00:00	1.13182	0.08	12.02.2015 00:00:00	1.13355	\$ 11.78
2538	Buy	12.02.2015 10:00:00	1.13255	0.08	12.02.2015 12:00:00	1.13437	\$ 14
2539	Buy	16.02.2015 09:00:00	1.14174	0.08	16.02.2015 10:00:00	1.14283	\$ 8.16
2540	Buy	17.02.2015 06:00:00	1.13595	0.08	17.02.2015 08:00:00	1.13652	\$ 4
2541	Sell	17.02.2015 10:00:00	1.13514	0.08	17.02.2015 17:00:00	1.14008	\$ -40.08
2543	Sell	17.02.2015 14:00:00	1.14384	0.24	17.02.2015 17:00:00	1.14006	\$ 89.04
2542	Sell	17.02.2015 12:00:00	1.13854	0.16	17.02.2015 17:00:00	1.1399	\$ -22.88
2544	Sell	18.02.2015 02:00:00	1.14045	0.08	18.02.2015 04:00:00	1.1399	\$ 3.84
2545	Buy	19.02.2015 06:00:00	1.14194	0.08	19.02.2015 11:00:00	1.14321	\$ 9.6
2546	Sell	19.02.2015 22:00:00	1.13631	0.08	20.02.2015 10:00:00	1.13549	\$ 6.2
2547	Buy	20.02.2015 09:00:00	1.13595	0.08	20.02.2015 18:00:00	1.13704	\$ 8.16
2549	Buy	20.02.2015 17:00:00	1.12936	0.24	20.02.2015 18:00:00	1.13698	\$ 181.2
2548	Buy	20.02.2015 11:00:00	1.13302	0.16	20.02.2015 18:00:00	1.13691	\$ 61.12
2550	Buy	23.02.2015 05:00:00	1.13864	0.08	23.02.2015 18:00:00	1.13551	\$ -25.6
2552	Buy	23.02.2015 12:00:00	1.13126	0.24	23.02.2015 18:00:00	1.13547	\$ 99.36
2551	Buy	23.02.2015 10:00:00	1.13569	0.16	23.02.2015 18:00:00	1.13536	\$ -6.4
2553	Buy	24.02.2015 04:00:00	1.13394	0.08	24.02.2015 15:00:00	1.13331	\$ -5.6
2554	Buy	24.02.2015 12:00:00	1.13035	0.16	24.02.2015 15:00:00	1.13324	\$ 45.12
2555	Sell	25.02.2015 22:00:00	1.13582	0.08	26.02.2015 10:00:00	1.13517	\$ 5.25
2557	Sell	27.02.2015 07:00:00	1.12104	0.08	27.02.2015 09:00:00	1.12036	\$ 4.88
2556	Buy	27.02.2015 06:00:00	1.12132	0.08	27.02.2015 12:00:00	1.12213	\$ 5.92
2559	Buy	03.03.2015 04:00:00	1.11927	0.08	03.03.2015 07:00:00	1.11987	\$ 4.24
2558	Sell	03.03.2015 01:00:00	1.11795	0.08	03.03.2015 12:00:00	1.11737	\$ 4.08
2560	Sell	04.03.2015 05:00:00	1.11757	0.08	04.03.2015 07:00:00	1.1168	\$ 5.6
2561	Buy	04.03.2015 23:00:00	1.10762	0.08	05.03.2015 15:00:00	1.10624	\$ -13.1
2562	Buy	05.03.2015 09:00:00	1.1036	0.16	05.03.2015 15:00:00	1.10625	\$ 41.28
2564	Buy	09.03.2015 03:00:00	1.08449	0.08	09.03.2015 10:00:00	1.08584	\$ 10.24
2563	Sell	09.03.2015 02:00:00	1.0838	0.08	09.03.2015 15:00:00	1.08605	\$ -18.56
2566	Sell	09.03.2015 12:00:00	1.08912	0.24	09.03.2015 15:00:00	1.08612	\$ 70.32
2565	Sell	09.03.2015 11:00:00	1.08632	0.16	09.03.2015 15:00:00	1.0862	\$ 0.8
2567	Sell	10.03.2015 01:00:00	1.08517	0.08	10.03.2015 03:00:00	1.08348	\$ 12.96
2568	Sell	10.03.2015 05:00:00	1.08306	0.08	10.03.2015 07:00:00	1.07994	\$ 24.4
2569	Buy	11.03.2015 02:00:00	1.06871	0.08	11.03.2015 03:00:00	1.07064	\$ 14.88
2570	Buy	11.03.2015 08:00:00	1.06813	0.08	11.03.2015 09:00:00	1.0688	\$ 4.8
2576	Sell	12.03.2015 00:00:00	1.05463	0.08	12.03.2015 05:00:00	1.05333	\$ 9.84
2571	Buy	11.03.2015 10:00:00	1.06942	0.08	12.03.2015 10:00:00	1.05677	\$ -103.26
2573	Buy	11.03.2015 13:00:00	1.06018	0.24	12.03.2015 10:00:00	1.05678	\$ -87.78
2575	Buy	11.03.2015 21:00:00	1.05323	0.4	12.03.2015 10:00:00	1.05684	\$ 134.1
2577	Buy	12.03.2015 07:00:00	1.04978	0.48	12.03.2015 10:00:00	1.05666	\$ 326.88
2574	Buy	11.03.2015 14:00:00	1.05752	0.32	12.03.2015 10:00:00	1.05668	\$ -35.12
2572	Buy	11.03.2015 12:00:00	1.06454	0.16	12.03.2015 10:00:00	1.05677	\$ -128.44
2579	Sell	13.03.2015 06:00:00	1.0613	0.08	13.03.2015 08:00:00	1.06047	\$ 6.08
2578	Buy	13.03.2015 03:00:00	1.06273	0.08	13.03.2015 12:00:00	1.0619	\$ -7.2
2580	Buy	13.03.2015 09:00:00	1.0601	0.16	13.03.2015 12:00:00	1.06188	\$ 27.36
2581	Buy	16.03.2015 05:00:00	1.05278	0.08	16.03.2015 12:00:00	1.05349	\$ 5.12
2582	Sell	17.03.2015 03:00:00	1.05707	0.08	17.03.2015 04:00:00	1.05639	\$ 4.88
2584	Buy	18.03.2015 01:00:00	1.05978	0.08	18.03.2015 04:00:00	1.06053	\$ 5.44
2583	Sell	17.03.2015 23:00:00	1.05891	0.08	18.03.2015 09:00:00	1.05806	\$ 6.44
2585	Sell	19.03.2015 11:00:00	1.07093	0.08	19.03.2015 12:00:00	1.06586	\$ 40
2586	Sell	19.03.2015 18:00:00	1.06531	0.08	19.03.2015 19:00:00	1.06213	\$ 24.88
2588	Buy	20.03.2015 04:00:00	1.06691	0.08	20.03.2015 05:00:00	1.0694	\$ 19.36
2587	Sell	20.03.2015 00:00:00	1.0659	0.08	20.03.2015 10:00:00	1.06695	\$ -8.96
2589	Sell	20.03.2015 05:00:00	1.06946	0.16	20.03.2015 10:00:00	1.06705	\$ 37.44
2590	Sell	23.03.2015 04:00:00	1.08122	0.08	23.03.2015 06:00:00	1.0788	\$ 18.8
2591	Sell	23.03.2015 07:00:00	1.08084	0.08	23.03.2015 11:00:00	1.07906	\$ 13.68
2592	Buy	23.03.2015 09:00:00	1.08158	0.08	23.03.2015 13:00:00	1.08142	\$ -1.84
2593	Buy	23.03.2015 12:00:00	1.0791	0.16	23.03.2015 13:00:00	1.08128	\$ 33.76
2594	Sell	24.03.2015 08:00:00	1.09191	0.08	24.03.2015 17:00:00	1.09385	\$ -16.08
2596	Sell	24.03.2015 12:00:00	1.0987	0.24	24.03.2015 17:00:00	1.0939	\$ 113.52

2595	Sell	24.03.2015 11:00:00	1.09523	0.16	24.03.2015 17:00:00	1.09397	\$ 19.04
2597	Sell	25.03.2015 04:00:00	1.09187	0.08	25.03.2015 10:00:00	1.09089	\$ 7.28
2598	Sell	26.03.2015 01:00:00	1.09716	0.08	26.03.2015 02:00:00	1.09651	\$ 4.64
2599	Buy	26.03.2015 05:00:00	1.09691	0.08	26.03.2015 06:00:00	1.09773	\$ 6
2600	Sell	27.03.2015 03:00:00	1.08855	0.08	27.03.2015 05:00:00	1.08775	\$ 5.84
2601	Sell	30.03.2015 02:00:00	1.08872	0.08	30.03.2015 04:00:00	1.08786	\$ 6.32
2602	Buy	30.03.2015 05:00:00	1.0878	0.08	30.03.2015 12:00:00	1.08622	\$ -13.2
2603	Buy	30.03.2015 11:00:00	1.08308	0.16	30.03.2015 12:00:00	1.08609	\$ 47.04
2604	Buy	30.03.2015 23:00:00	1.08142	0.08	31.03.2015 00:00:00	1.08333	\$ 14.22
2605	Buy	31.03.2015 01:00:00	1.08247	0.08	31.03.2015 04:00:00	1.08392	\$ 11.04
2606	Sell	31.03.2015 22:00:00	1.0743	0.08	01.04.2015 00:00:00	1.0733	\$ 7.64
2607	Buy	01.04.2015 03:00:00	1.07404	0.08	01.04.2015 04:00:00	1.07542	\$ 10.48
2608	Sell	02.04.2015 00:00:00	1.07622	0.08	02.04.2015 04:00:00	1.07544	\$ 5.68
2609	Sell	03.04.2015 00:00:00	1.08788	0.08	03.04.2015 03:00:00	1.08692	\$ 7.12
2610	Sell	03.04.2015 05:00:00	1.08689	0.08	06.04.2015 22:00:00	1.09777	\$ -87.4
2612	Sell	03.04.2015 16:00:00	1.10052	0.24	06.04.2015 22:00:00	1.09769	\$ 66.85
2613	Sell	06.04.2015 18:00:00	1.10321	0.32	06.04.2015 22:00:00	1.0978	\$ 170.88
2611	Sell	03.04.2015 15:00:00	1.09143	0.16	06.04.2015 22:00:00	1.09788	\$ -103.91
2615	Buy	08.04.2015 05:00:00	1.08318	0.08	08.04.2015 07:00:00	1.08384	\$ 4.72
2614	Sell	08.04.2015 02:00:00	1.08249	0.08	08.04.2015 18:00:00	1.07904	\$ 27.04
2616	Sell	08.04.2015 11:00:00	1.08686	0.16	08.04.2015 18:00:00	1.07904	\$ 124
2617	Buy	10.04.2015 01:00:00	1.0663	0.08	10.04.2015 04:00:00	1.06744	\$ 8.56
2618	Buy	10.04.2015 06:00:00	1.06714	0.08	10.04.2015 07:00:00	1.06766	\$ 3.6
2619	Sell	13.04.2015 01:00:00	1.05954	0.08	13.04.2015 08:00:00	1.05873	\$ 5.92
2620	Buy	13.04.2015 07:00:00	1.05954	0.08	13.04.2015 10:00:00	1.06069	\$ 8.64
2621	Sell	13.04.2015 23:00:00	1.05795	0.08	14.04.2015 00:00:00	1.05685	\$ 8.44
2622	Sell	15.04.2015 06:00:00	1.06331	0.08	15.04.2015 07:00:00	1.06251	\$ 5.84
2623	Buy	16.04.2015 03:00:00	1.06756	0.08	16.04.2015 04:00:00	1.07283	\$ 41.6
2624	Sell	17.04.2015 01:00:00	1.07643	0.08	17.04.2015 03:00:00	1.07586	\$ 4
2625	Sell	17.04.2015 09:00:00	1.07652	0.08	17.04.2015 10:00:00	1.07503	\$ 11.36
2626	Buy	17.04.2015 23:00:00	1.08184	0.08	20.04.2015 19:00:00	1.07631	\$ -45.3
2628	Buy	20.04.2015 12:00:00	1.0754	0.24	20.04.2015 19:00:00	1.07622	\$ 18
2629	Buy	20.04.2015 14:00:00	1.07267	0.32	20.04.2015 19:00:00	1.07622	\$ 111.36
2627	Buy	20.04.2015 07:00:00	1.07869	0.16	20.04.2015 19:00:00	1.07629	\$ -39.52
2630	Sell	20.04.2015 23:00:00	1.07374	0.08	21.04.2015 05:00:00	1.07214	\$ 12.44
2631	Buy	21.04.2015 04:00:00	1.07392	0.08	21.04.2015 16:00:00	1.07145	\$ -20.32
2632	Buy	21.04.2015 10:00:00	1.06817	0.16	21.04.2015 16:00:00	1.07148	\$ 51.84
2633	Sell	21.04.2015 23:00:00	1.07358	0.08	22.04.2015 04:00:00	1.07197	\$ 12.52
2634	Buy	22.04.2015 01:00:00	1.07383	0.08	22.04.2015 10:00:00	1.07691	\$ 24.08
2635	Sell	23.04.2015 04:00:00	1.07068	0.08	23.04.2015 05:00:00	1.07	\$ 4.88
2636	Buy	24.04.2015 01:00:00	1.08224	0.08	24.04.2015 04:00:00	1.08285	\$ 4.32
2637	Buy	24.04.2015 05:00:00	1.08127	0.08	24.04.2015 10:00:00	1.08736	\$ 48.16
2638	Sell	27.04.2015 05:00:00	1.08619	0.08	27.04.2015 07:00:00	1.0853	\$ 6.56
2639	Sell	28.04.2015 00:00:00	1.08913	0.08	28.04.2015 01:00:00	1.08847	\$ 4.72
2640	Sell	28.04.2015 02:00:00	1.08766	0.08	28.04.2015 08:00:00	1.08708	\$ 4.08
2641	Buy	28.04.2015 05:00:00	1.0878	0.08	28.04.2015 12:00:00	1.09036	\$ 19.92
2642	Buy	28.04.2015 22:00:00	1.09786	0.08	29.04.2015 11:00:00	1.09979	\$ 14.38
2650	Buy	01.05.2015 04:00:00	1.12094	0.08	01.05.2015 09:00:00	1.12191	\$ 7.2
2643	Sell	29.04.2015 08:00:00	1.0963	0.08	04.05.2015 12:00:00	1.11413	\$ -142.18
2645	Sell	29.04.2015 16:00:00	1.10293	0.24	04.05.2015 12:00:00	1.11421	\$ -269.33
2647	Sell	29.04.2015 18:00:00	1.11497	0.4	04.05.2015 12:00:00	1.11417	\$ 34.32
2649	Sell	30.04.2015 22:00:00	1.12589	0.56	04.05.2015 12:00:00	1.11427	\$ 649.67
2648	Sell	30.04.2015 11:00:00	1.12203	0.48	04.05.2015 12:00:00	1.11417	\$ 376.38
2646	Sell	29.04.2015 17:00:00	1.10764	0.32	04.05.2015 12:00:00	1.11418	\$ -207.42
2644	Sell	29.04.2015 11:00:00	1.09982	0.16	04.05.2015 12:00:00	1.11429	\$ -230.59
2651	Sell	05.05.2015 00:00:00	1.11458	0.08	05.05.2015 05:00:00	1.11409	\$ 3.36
2652	Buy	05.05.2015 08:00:00	1.11267	0.08	05.05.2015 13:00:00	1.11172	\$ -8.16
2653	Buy	05.05.2015 10:00:00	1.109	0.16	05.05.2015 13:00:00	1.11159	\$ 40.32
2654	Sell	07.05.2015 02:00:00	1.13441	0.08	07.05.2015 04:00:00	1.13304	\$ 10.4
2655	Sell	08.05.2015 01:00:00	1.12522	0.08	08.05.2015 02:00:00	1.12417	\$ 7.84

2656	Sell	08.05.2015 03:00:00	1.12441	0.08	08.05.2015 06:00:00	1.12117	\$ 25.36
2659	Sell	11.05.2015 05:00:00	1.11598	0.08	11.05.2015 07:00:00	1.11435	\$ 12.48
2657	Buy	11.05.2015 03:00:00	1.11961	0.08	11.05.2015 10:00:00	1.11911	\$ -4.56
2658	Buy	11.05.2015 04:00:00	1.11657	0.16	11.05.2015 10:00:00	1.11918	\$ 40.64
2660	Buy	11.05.2015 23:00:00	1.11523	0.08	12.05.2015 06:00:00	1.11625	\$ 7.1
2661	Sell	13.05.2015 01:00:00	1.12221	0.08	13.05.2015 02:00:00	1.12153	\$ 4.88
2662	Sell	13.05.2015 05:00:00	1.12192	0.08	13.05.2015 12:00:00	1.12281	\$ -7.68
2663	Sell	13.05.2015 08:00:00	1.12496	0.16	13.05.2015 12:00:00	1.12275	\$ 34.24
2664	Sell	14.05.2015 06:00:00	1.13467	0.08	14.05.2015 18:00:00	1.13799	\$ -27.12
2666	Sell	14.05.2015 10:00:00	1.14108	0.24	14.05.2015 18:00:00	1.13811	\$ 69.6
2665	Sell	14.05.2015 09:00:00	1.13774	0.16	14.05.2015 18:00:00	1.13814	\$ -7.52
2667	Buy	14.05.2015 22:00:00	1.13975	0.08	14.05.2015 23:00:00	1.14093	\$ 8.88
2668	Sell	15.05.2015 03:00:00	1.14019	0.08	15.05.2015 09:00:00	1.13837	\$ 14
2669	Sell	18.05.2015 01:00:00	1.1444	0.08	18.05.2015 04:00:00	1.14327	\$ 8.48
2670	Sell	19.05.2015 04:00:00	1.13142	0.08	19.05.2015 05:00:00	1.12946	\$ 15.12
2671	Sell	20.05.2015 03:00:00	1.11419	0.08	20.05.2015 04:00:00	1.11331	\$ 6.48
2672	Sell	20.05.2015 05:00:00	1.11406	0.08	20.05.2015 08:00:00	1.11311	\$ 7.04
2673	Buy	21.05.2015 03:00:00	1.11012	0.08	21.05.2015 04:00:00	1.11175	\$ 12.48
2674	Buy	21.05.2015 05:00:00	1.11135	0.08	21.05.2015 06:00:00	1.1123	\$ 7.04
2675	Buy	21.05.2015 09:00:00	1.1118	0.08	21.05.2015 11:00:00	1.1135	\$ 13.04
2676	Sell	21.05.2015 23:00:00	1.11154	0.08	22.05.2015 01:00:00	1.11091	\$ 4.68
2677	Sell	22.05.2015 02:00:00	1.11075	0.08	22.05.2015 16:00:00	1.1079	\$ 22.24
2679	Sell	22.05.2015 12:00:00	1.11683	0.24	22.05.2015 16:00:00	1.10796	\$ 211.2
2678	Sell	22.05.2015 06:00:00	1.11351	0.16	22.05.2015 16:00:00	1.10802	\$ 86.72
2680	Sell	25.05.2015 02:00:00	1.10009	0.08	25.05.2015 03:00:00	1.09918	\$ 6.72
2681	Sell	25.05.2015 07:00:00	1.09876	0.08	25.05.2015 11:00:00	1.09734	\$ 10.8
2682	Sell	25.05.2015 21:00:00	1.09746	0.08	26.05.2015 03:00:00	1.09677	\$ 5.16
2683	Buy	26.05.2015 00:00:00	1.09782	0.08	26.05.2015 15:00:00	1.09332	\$ -36.56
2685	Buy	26.05.2015 10:00:00	1.089	0.24	26.05.2015 15:00:00	1.09346	\$ 105.36
2684	Buy	26.05.2015 04:00:00	1.09441	0.16	26.05.2015 15:00:00	1.09333	\$ -18.4
2686	Sell	28.05.2015 05:00:00	1.09113	0.08	28.05.2015 06:00:00	1.08932	\$ 13.92
2687	Sell	29.05.2015 03:00:00	1.09633	0.08	29.05.2015 04:00:00	1.09544	\$ 6.56
2688	Sell	29.05.2015 05:00:00	1.09607	0.08	29.05.2015 06:00:00	1.09539	\$ 4.88
2689	Buy	01.06.2015 01:00:00	1.09808	0.08	01.06.2015 16:00:00	1.09445	\$ -29.6
2691	Buy	01.06.2015 11:00:00	1.09077	0.24	01.06.2015 16:00:00	1.09453	\$ 88.56
2690	Buy	01.06.2015 04:00:00	1.09426	0.16	01.06.2015 16:00:00	1.09452	\$ 3.04
2692	Buy	02.06.2015 06:00:00	1.09266	0.08	02.06.2015 08:00:00	1.09357	\$ 6.72
2693	Sell	03.06.2015 01:00:00	1.11504	0.08	03.06.2015 04:00:00	1.11434	\$ 5.04
2694	Sell	03.06.2015 05:00:00	1.11744	0.08	03.06.2015 06:00:00	1.11604	\$ 10.64
2695	Buy	04.06.2015 06:00:00	1.12652	0.08	04.06.2015 11:00:00	1.12596	\$ -5.04
2696	Buy	04.06.2015 10:00:00	1.12399	0.16	04.06.2015 11:00:00	1.12598	\$ 30.72
2698	Buy	05.06.2015 05:00:00	1.12092	0.08	05.06.2015 08:00:00	1.12178	\$ 6.32
2697	Sell	05.06.2015 02:00:00	1.12028	0.08	05.06.2015 14:00:00	1.12228	\$ -16.56
2700	Sell	05.06.2015 11:00:00	1.12747	0.24	05.06.2015 14:00:00	1.12219	\$ 125.04
2699	Sell	05.06.2015 10:00:00	1.12468	0.16	05.06.2015 14:00:00	1.1223	\$ 36.96
2703	Buy	09.06.2015 07:00:00	1.13157	0.08	09.06.2015 09:00:00	1.13399	\$ 18.8
2701	Sell	09.06.2015 02:00:00	1.12801	0.08	09.06.2015 10:00:00	1.12969	\$ -14
2702	Sell	09.06.2015 05:00:00	1.13191	0.16	09.06.2015 10:00:00	1.1296	\$ 35.84
2704	Buy	09.06.2015 23:00:00	1.12757	0.08	10.06.2015 00:00:00	1.12816	\$ 3.66
2705	Sell	10.06.2015 01:00:00	1.12757	0.08	10.06.2015 12:00:00	1.1319	\$ -35.2
2707	Sell	10.06.2015 11:00:00	1.13608	0.24	10.06.2015 12:00:00	1.13185	\$ 99.84
2706	Sell	10.06.2015 09:00:00	1.1309	0.16	10.06.2015 12:00:00	1.13186	\$ -16.48
2711	Sell	12.06.2015 03:00:00	1.12456	0.08	12.06.2015 08:00:00	1.12321	\$ 10.24
2708	Buy	11.06.2015 00:00:00	1.13248	0.08	12.06.2015 18:00:00	1.12676	\$ -46.82
2710	Buy	11.06.2015 15:00:00	1.12342	0.24	12.06.2015 18:00:00	1.12682	\$ 78.42
2712	Buy	12.06.2015 12:00:00	1.11673	0.32	12.06.2015 18:00:00	1.12675	\$ 318.4
2709	Buy	11.06.2015 05:00:00	1.12858	0.16	12.06.2015 18:00:00	1.12691	\$ -28.84
2713	Sell	15.06.2015 00:00:00	1.12096	0.08	15.06.2015 09:00:00	1.11927	\$ 12.96
2714	Buy	15.06.2015 07:00:00	1.12181	0.08	15.06.2015 10:00:00	1.12279	\$ 7.28
2715	Buy	15.06.2015 09:00:00	1.1193	0.16	15.06.2015 10:00:00	1.12285	\$ 55.68

2716	Buy	16.06.2015 00:00:00	1.12841	0.09	16.06.2015 10:00:00	1.13147	\$ 26.91
2717	Sell	16.06.2015 06:00:00	1.12719	0.09	16.06.2015 11:00:00	1.1292	\$ -18.72
2718	Sell	16.06.2015 10:00:00	1.13144	0.18	16.06.2015 11:00:00	1.12923	\$ 38.52
2719	Sell	16.06.2015 21:00:00	1.12347	0.09	17.06.2015 18:00:00	1.12331	\$ 1.04
2720	Sell	17.06.2015 07:00:00	1.12606	0.18	17.06.2015 18:00:00	1.1233	\$ 48.42
2721	Buy	18.06.2015 08:00:00	1.1366	0.09	18.06.2015 11:00:00	1.13798	\$ 11.79
2722	Sell	19.06.2015 03:00:00	1.13724	0.09	19.06.2015 08:00:00	1.13531	\$ 16.74
2723	Sell	19.06.2015 10:00:00	1.13427	0.09	19.06.2015 11:00:00	1.13168	\$ 22.68
2726	Buy	22.06.2015 01:00:00	1.1369	0.09	22.06.2015 05:00:00	1.13752	\$ 4.95
2724	Sell	19.06.2015 23:00:00	1.13451	0.09	22.06.2015 11:00:00	1.13226	\$ 19.85
2727	Sell	22.06.2015 09:00:00	1.14026	0.27	22.06.2015 11:00:00	1.13218	\$ 216.27
2725	Sell	22.06.2015 00:00:00	1.13761	0.18	22.06.2015 11:00:00	1.13221	\$ 95.94
2728	Sell	22.06.2015 23:00:00	1.13353	0.09	23.06.2015 05:00:00	1.13225	\$ 11.12
2729	Sell	24.06.2015 05:00:00	1.11668	0.09	24.06.2015 16:00:00	1.11931	\$ -24.3
2731	Sell	24.06.2015 11:00:00	1.12217	0.27	24.06.2015 16:00:00	1.11936	\$ 73.98
2730	Sell	24.06.2015 09:00:00	1.11965	0.18	24.06.2015 16:00:00	1.11937	\$ 3.78
2732	Buy	25.06.2015 00:00:00	1.12062	0.09	25.06.2015 06:00:00	1.12147	\$ 7.02
2733	Sell	25.06.2015 07:00:00	1.12154	0.09	25.06.2015 08:00:00	1.12086	\$ 5.49
2734	Sell	25.06.2015 22:00:00	1.12016	0.09	26.06.2015 04:00:00	1.11866	\$ 13.1
2736	Sell	30.06.2015 01:00:00	1.12301	0.09	30.06.2015 02:00:00	1.12155	\$ 12.51
2738	Sell	30.06.2015 05:00:00	1.11925	0.09	30.06.2015 06:00:00	1.11864	\$ 4.86
2739	Sell	30.06.2015 08:00:00	1.11944	0.09	30.06.2015 09:00:00	1.11849	\$ 7.92
2735	Buy	30.06.2015 00:00:00	1.12366	0.09	30.06.2015 16:00:00	1.12121	\$ -22.68
2740	Buy	30.06.2015 10:00:00	1.11652	0.27	30.06.2015 16:00:00	1.12128	\$ 126.63
2737	Buy	30.06.2015 04:00:00	1.12009	0.18	30.06.2015 16:00:00	1.1213	\$ 20.52
2741	Buy	01.07.2015 02:00:00	1.11292	0.09	01.07.2015 04:00:00	1.11349	\$ 4.5
2743	Sell	01.07.2015 08:00:00	1.11389	0.09	01.07.2015 09:00:00	1.11302	\$ 7.2
2742	Buy	01.07.2015 06:00:00	1.11356	0.09	01.07.2015 12:00:00	1.11476	\$ 10.17
2744	Sell	02.07.2015 02:00:00	1.10445	0.09	02.07.2015 03:00:00	1.10365	\$ 6.57
2745	Sell	03.07.2015 00:00:00	1.10822	0.09	03.07.2015 16:00:00	1.10924	\$ -9.81
2746	Sell	03.07.2015 12:00:00	1.11081	0.18	03.07.2015 16:00:00	1.10913	\$ 28.98
2747	Buy	06.07.2015 19:00:00	1.10754	0.09	07.07.2015 23:00:00	1.1017	\$ -53.75
2749	Buy	07.07.2015 11:00:00	1.10066	0.27	07.07.2015 23:00:00	1.10178	\$ 28.35
2751	Buy	07.07.2015 16:00:00	1.09287	0.45	07.07.2015 23:00:00	1.10175	\$ 396.45
2750	Buy	07.07.2015 12:00:00	1.09671	0.36	07.07.2015 23:00:00	1.10168	\$ 176.4
2748	Buy	06.07.2015 22:00:00	1.10472	0.18	07.07.2015 23:00:00	1.10173	\$ -56.2
2753	Sell	09.07.2015 03:00:00	1.10715	0.09	09.07.2015 04:00:00	1.10662	\$ 4.14
2752	Buy	09.07.2015 00:00:00	1.10782	0.09	09.07.2015 09:00:00	1.10988	\$ 17.91
2754	Sell	09.07.2015 05:00:00	1.10702	0.09	09.07.2015 11:00:00	1.10367	\$ 29.52
2755	Sell	09.07.2015 09:00:00	1.10989	0.18	09.07.2015 11:00:00	1.10365	\$ 111.06
2756	Sell	09.07.2015 22:00:00	1.10135	0.09	13.07.2015 00:00:00	1.10969	\$ -75.23
2758	Sell	10.07.2015 04:00:00	1.10737	0.27	13.07.2015 00:00:00	1.10968	\$ -63.57
2760	Sell	10.07.2015 13:00:00	1.11624	0.45	13.07.2015 00:00:00	1.1098	\$ 287.8
2761	Sell	10.07.2015 14:00:00	1.11923	0.54	13.07.2015 00:00:00	1.1098	\$ 506.82
2759	Sell	10.07.2015 09:00:00	1.11168	0.36	13.07.2015 00:00:00	1.10983	\$ 65
2757	Sell	10.07.2015 01:00:00	1.10458	0.18	13.07.2015 00:00:00	1.10967	\$ -92.42
2762	Sell	13.07.2015 03:00:00	1.11287	0.09	13.07.2015 05:00:00	1.11231	\$ 4.41
2763	Sell	13.07.2015 06:00:00	1.11287	0.09	13.07.2015 11:00:00	1.10977	\$ 27.27
2764	Sell	13.07.2015 10:00:00	1.11855	0.18	13.07.2015 11:00:00	1.10992	\$ 154.08
2765	Sell	13.07.2015 23:00:00	1.0998	0.09	14.07.2015 03:00:00	1.09823	\$ 13.73
2767	Sell	14.07.2015 04:00:00	1.09875	0.09	14.07.2015 10:00:00	1.09798	\$ 6.3
2766	Buy	14.07.2015 01:00:00	1.10069	0.09	14.07.2015 12:00:00	1.10257	\$ 16.29
2768	Buy	14.07.2015 10:00:00	1.09797	0.18	14.07.2015 12:00:00	1.10267	\$ 83.34
2769	Sell	15.07.2015 00:00:00	1.10075	0.09	15.07.2015 04:00:00	1.09957	\$ 9.99
2770	Sell	16.07.2015 03:00:00	1.09381	0.09	16.07.2015 05:00:00	1.09231	\$ 12.87
2771	Sell	16.07.2015 08:00:00	1.0931	0.09	16.07.2015 09:00:00	1.09257	\$ 4.14
2772	Buy	17.07.2015 04:00:00	1.08802	0.09	17.07.2015 05:00:00	1.08907	\$ 8.82
2773	Sell	17.07.2015 23:00:00	1.08441	0.09	20.07.2015 00:00:00	1.08331	\$ 9.5
2774	Sell	20.07.2015 02:00:00	1.08392	0.09	20.07.2015 03:00:00	1.08301	\$ 7.56
2776	Buy	20.07.2015 08:00:00	1.08305	0.09	20.07.2015 10:00:00	1.08414	\$ 9.18

2775	Sell	20.07.2015 06:00:00	1.08241	0.09	20.07.2015 13:00:00	1.08386	\$ -13.68
2777	Sell	20.07.2015 11:00:00	1.08616	0.18	20.07.2015 13:00:00	1.08381	\$ 41.04
2778	Sell	21.07.2015 01:00:00	1.08211	0.09	21.07.2015 08:00:00	1.08147	\$ 5.13
2779	Sell	22.07.2015 05:00:00	1.09399	0.09	22.07.2015 06:00:00	1.09266	\$ 11.34
2780	Buy	23.07.2015 01:00:00	1.09285	0.09	23.07.2015 05:00:00	1.09432	\$ 12.6
2781	Sell	23.07.2015 23:00:00	1.09947	0.09	24.07.2015 00:00:00	1.09858	\$ 7.61
2782	Buy	24.07.2015 05:00:00	1.09801	0.09	24.07.2015 10:00:00	1.09912	\$ 9.36
2783	Buy	27.07.2015 01:00:00	1.09773	0.09	27.07.2015 04:00:00	1.09886	\$ 9.54
2784	Sell	27.07.2015 23:00:00	1.10947	0.09	28.07.2015 00:00:00	1.10883	\$ 5.36
2785	Sell	28.07.2015 01:00:00	1.10922	0.09	28.07.2015 02:00:00	1.10868	\$ 4.23
2786	Sell	28.07.2015 05:00:00	1.10928	0.09	28.07.2015 06:00:00	1.10831	\$ 8.1
2787	Buy	29.07.2015 00:00:00	1.10612	0.09	29.07.2015 04:00:00	1.10733	\$ 10.26
2788	Buy	30.07.2015 10:00:00	1.09645	0.09	30.07.2015 13:00:00	1.09734	\$ 7.38
2789	Buy	31.07.2015 03:00:00	1.09411	0.09	31.07.2015 07:00:00	1.09459	\$ 3.69
2790	Buy	03.08.2015 06:00:00	1.09733	0.09	03.08.2015 07:00:00	1.09841	\$ 9.09
2791	Sell	03.08.2015 09:00:00	1.09808	0.09	03.08.2015 11:00:00	1.09691	\$ 9.9
2792	Sell	04.08.2015 00:00:00	1.09503	0.09	04.08.2015 04:00:00	1.09338	\$ 14.22
2793	Sell	05.08.2015 05:00:00	1.08612	0.09	05.08.2015 18:00:00	1.0867	\$ -5.85
2794	Sell	05.08.2015 16:00:00	1.08977	0.18	05.08.2015 18:00:00	1.08667	\$ 54.54
2795	Buy	06.08.2015 22:00:00	1.09217	0.09	06.08.2015 23:00:00	1.0931	\$ 7.74
2796	Sell	07.08.2015 00:00:00	1.09232	0.09	07.08.2015 07:00:00	1.09136	\$ 8.01
2797	Buy	07.08.2015 05:00:00	1.0925	0.09	07.08.2015 11:00:00	1.09407	\$ 13.5
2798	Buy	10.08.2015 03:00:00	1.0958	0.09	10.08.2015 05:00:00	1.09718	\$ 11.79
2799	Buy	11.08.2015 02:00:00	1.10181	0.09	11.08.2015 04:00:00	1.10311	\$ 11.07
2800	Sell	11.08.2015 03:00:00	1.10161	0.09	11.08.2015 05:00:00	1.09822	\$ 29.88
2801	Buy	12.08.2015 00:00:00	1.1042	0.09	12.08.2015 05:00:00	1.10596	\$ 15.21
2802	Sell	12.08.2015 23:00:00	1.1175	0.09	13.08.2015 00:00:00	1.11603	\$ 13.29
2803	Sell	13.08.2015 03:00:00	1.11541	0.09	13.08.2015 05:00:00	1.11378	\$ 14.04
2805	Buy	14.08.2015 07:00:00	1.11527	0.09	14.08.2015 10:00:00	1.11638	\$ 9.36
2804	Sell	14.08.2015 05:00:00	1.11412	0.09	14.08.2015 11:00:00	1.11292	\$ 10.17
2806	Sell	17.08.2015 00:00:00	1.11162	0.09	17.08.2015 02:00:00	1.11059	\$ 8.64
2807	Sell	17.08.2015 09:00:00	1.10972	0.09	17.08.2015 11:00:00	1.10777	\$ 16.92
2809	Sell	18.08.2015 07:00:00	1.10762	0.09	18.08.2015 08:00:00	1.10551	\$ 18.36
2808	Buy	17.08.2015 22:00:00	1.10815	0.09	18.08.2015 10:00:00	1.10727	\$ -9.11
2810	Buy	18.08.2015 08:00:00	1.10546	0.18	18.08.2015 10:00:00	1.10725	\$ 30.96
2811	Sell	19.08.2015 01:00:00	1.10274	0.09	19.08.2015 13:00:00	1.10426	\$ -14.31
2812	Sell	19.08.2015 09:00:00	1.10595	0.18	19.08.2015 13:00:00	1.10417	\$ 30.78
2813	Buy	21.08.2015 05:00:00	1.12449	0.09	21.08.2015 06:00:00	1.12733	\$ 24.93
2814	Sell	24.08.2015 04:00:00	1.13859	0.09	24.08.2015 09:00:00	1.14357	\$ -45.45
2816	Sell	24.08.2015 06:00:00	1.1471	0.27	24.08.2015 09:00:00	1.14362	\$ 92.07
2815	Sell	24.08.2015 05:00:00	1.14267	0.18	24.08.2015 09:00:00	1.1436	\$ -18
2817	Sell	25.08.2015 03:00:00	1.15806	0.09	25.08.2015 04:00:00	1.15738	\$ 5.49
2818	Sell	25.08.2015 07:00:00	1.15414	0.09	25.08.2015 11:00:00	1.15289	\$ 10.62
2819	Sell	25.08.2015 09:00:00	1.15679	0.18	25.08.2015 11:00:00	1.1529	\$ 68.76
2820	Buy	25.08.2015 10:00:00	1.1568	0.09	25.08.2015 12:00:00	1.15556	\$ -11.79
2821	Buy	25.08.2015 11:00:00	1.15288	0.18	25.08.2015 12:00:00	1.15556	\$ 46.98
2822	Buy	26.08.2015 09:00:00	1.14754	0.09	26.08.2015 10:00:00	1.14965	\$ 18.36
2823	Buy	27.08.2015 03:00:00	1.13382	0.09	27.08.2015 07:00:00	1.1345	\$ 5.49
2824	Buy	27.08.2015 08:00:00	1.13514	0.09	27.08.2015 22:00:00	1.12662	\$ -77.31
2826	Buy	27.08.2015 12:00:00	1.12835	0.27	27.08.2015 22:00:00	1.12666	\$ -47.52
2828	Buy	27.08.2015 18:00:00	1.12152	0.45	27.08.2015 22:00:00	1.12674	\$ 231.75
2827	Buy	27.08.2015 16:00:00	1.12436	0.36	27.08.2015 22:00:00	1.12673	\$ 82.8
2825	Buy	27.08.2015 11:00:00	1.13085	0.18	27.08.2015 22:00:00	1.12677	\$ -74.7
2829	Sell	31.08.2015 01:00:00	1.11772	0.09	31.08.2015 12:00:00	1.12016	\$ -22.59
2831	Sell	31.08.2015 06:00:00	1.12408	0.27	31.08.2015 12:00:00	1.12012	\$ 105.03
2830	Sell	31.08.2015 03:00:00	1.12106	0.18	31.08.2015 12:00:00	1.12012	\$ 15.66
2832	Sell	02.09.2015 02:00:00	1.12985	0.09	02.09.2015 04:00:00	1.12681	\$ 26.73
2833	Sell	02.09.2015 06:00:00	1.12844	0.09	02.09.2015 07:00:00	1.12762	\$ 6.75
2835	Sell	03.09.2015 01:00:00	1.12247	0.09	03.09.2015 03:00:00	1.12131	\$ 9.81
2834	Buy	02.09.2015 23:00:00	1.12281	0.09	03.09.2015 11:00:00	1.12343	\$ 3.26

2836	Sell	03.09.2015 05:00:00	1.12212	0.09	03.09.2015 16:00:00	1.11192	\$ 91.17
2837	Sell	04.09.2015 04:00:00	1.11278	0.09	04.09.2015 17:00:00	1.11191	\$ 7.2
2838	Sell	07.09.2015 06:00:00	1.11519	0.09	07.09.2015 07:00:00	1.1146	\$ 4.68
2839	Sell	07.09.2015 10:00:00	1.11376	0.09	07.09.2015 14:00:00	1.11508	\$ -12.51
2840	Sell	07.09.2015 13:00:00	1.11661	0.18	07.09.2015 14:00:00	1.1149	\$ 29.52
2842	Buy	08.09.2015 01:00:00	1.11682	0.09	08.09.2015 07:00:00	1.12033	\$ 30.96
2841	Sell	07.09.2015 16:00:00	1.1147	0.09	08.09.2015 11:00:00	1.11797	\$ -29.83
2843	Sell	08.09.2015 07:00:00	1.12053	0.18	08.09.2015 11:00:00	1.11789	\$ 46.26
2844	Buy	08.09.2015 19:00:00	1.11816	0.09	08.09.2015 23:00:00	1.11995	\$ 15.48
2845	Sell	09.09.2015 03:00:00	1.12057	0.09	09.09.2015 04:00:00	1.11935	\$ 10.35
2846	Buy	10.09.2015 03:00:00	1.12188	0.09	10.09.2015 04:00:00	1.12304	\$ 9.81
2847	Buy	11.09.2015 00:00:00	1.12801	0.09	11.09.2015 02:00:00	1.12884	\$ 6.84
2848	Buy	11.09.2015 03:00:00	1.12821	0.09	11.09.2015 09:00:00	1.12905	\$ 6.93
2850	Buy	14.09.2015 05:00:00	1.13446	0.09	14.09.2015 07:00:00	1.1352	\$ 6.03
2851	Buy	14.09.2015 08:00:00	1.1343	0.09	14.09.2015 10:00:00	1.13631	\$ 17.46
2849	Sell	14.09.2015 00:00:00	1.13301	0.09	14.09.2015 11:00:00	1.13378	\$ -7.56
2852	Sell	14.09.2015 10:00:00	1.13634	0.18	14.09.2015 11:00:00	1.13373	\$ 45.72
2853	Sell	15.09.2015 00:00:00	1.13164	0.09	15.09.2015 02:00:00	1.1311	\$ 4.23
2854	Buy	15.09.2015 06:00:00	1.13187	0.09	15.09.2015 11:00:00	1.13063	\$ -11.79
2855	Buy	15.09.2015 10:00:00	1.12895	0.18	15.09.2015 11:00:00	1.13076	\$ 31.32
2856	Sell	16.09.2015 03:00:00	1.12707	0.09	16.09.2015 11:00:00	1.12662	\$ 3.42
2858	Buy	17.09.2015 06:00:00	1.13066	0.09	17.09.2015 11:00:00	1.13229	\$ 14.04
2857	Sell	17.09.2015 00:00:00	1.12903	0.09	17.09.2015 20:00:00	1.13051	\$ -13.95
2859	Sell	17.09.2015 11:00:00	1.13229	0.18	17.09.2015 20:00:00	1.13036	\$ 33.48
2860	Sell	18.09.2015 08:00:00	1.14036	0.09	18.09.2015 10:00:00	1.13962	\$ 6.03
2861	Buy	22.09.2015 06:00:00	1.12012	0.09	22.09.2015 12:00:00	1.11977	\$ -3.78
2862	Buy	22.09.2015 10:00:00	1.11734	0.18	22.09.2015 12:00:00	1.11961	\$ 39.6
2864	Sell	23.09.2015 03:00:00	1.11207	0.09	23.09.2015 04:00:00	1.11074	\$ 11.34
2863	Buy	22.09.2015 23:00:00	1.11344	0.09	23.09.2015 05:00:00	1.1122	\$ -12.35
2865	Buy	23.09.2015 04:00:00	1.11073	0.18	23.09.2015 05:00:00	1.11233	\$ 27.54
2866	Sell	24.09.2015 00:00:00	1.11857	0.09	24.09.2015 05:00:00	1.11652	\$ 17.82
2867	Buy	24.09.2015 06:00:00	1.11874	0.09	24.09.2015 10:00:00	1.12047	\$ 14.94
2868	Sell	25.09.2015 08:00:00	1.1168	0.09	25.09.2015 10:00:00	1.11616	\$ 5.13
2869	Sell	30.09.2015 05:00:00	1.12497	0.09	30.09.2015 09:00:00	1.12406	\$ 7.56
2870	Sell	01.10.2015 02:00:00	1.11718	0.09	01.10.2015 05:00:00	1.11585	\$ 11.34
2871	Buy	01.10.2015 06:00:00	1.11662	0.09	01.10.2015 17:00:00	1.11978	\$ 27.81
2872	Buy	05.10.2015 07:00:00	1.12253	0.09	05.10.2015 08:00:00	1.12326	\$ 5.94
2873	Sell	06.10.2015 01:00:00	1.11844	0.09	06.10.2015 06:00:00	1.11785	\$ 4.68
2874	Buy	07.10.2015 01:00:00	1.12684	0.09	07.10.2015 07:00:00	1.1282	\$ 11.61
2875	Sell	07.10.2015 03:00:00	1.12672	0.09	07.10.2015 09:00:00	1.12624	\$ 3.69
2876	Buy	08.10.2015 07:00:00	1.12574	0.09	08.10.2015 11:00:00	1.1291	\$ 29.61
2877	Sell	09.10.2015 02:00:00	1.12882	0.09	09.10.2015 04:00:00	1.12834	\$ 3.69
2879	Buy	12.10.2015 01:00:00	1.13619	0.09	12.10.2015 03:00:00	1.13681	\$ 4.95
2878	Sell	12.10.2015 00:00:00	1.13594	0.09	13.10.2015 03:00:00	1.13527	\$ 5.63
2880	Buy	13.10.2015 05:00:00	1.13523	0.09	13.10.2015 06:00:00	1.13616	\$ 7.74
2881	Sell	14.10.2015 00:00:00	1.1379	0.09	14.10.2015 17:00:00	1.14151	\$ -33.12
2883	Sell	14.10.2015 16:00:00	1.14433	0.27	14.10.2015 17:00:00	1.1414	\$ 77.22
2882	Sell	14.10.2015 11:00:00	1.14156	0.18	14.10.2015 17:00:00	1.14144	\$ 0.9
2884	Sell	15.10.2015 04:00:00	1.14672	0.09	15.10.2015 11:00:00	1.14381	\$ 25.56
2885	Sell	16.10.2015 04:00:00	1.13658	0.09	16.10.2015 13:00:00	1.13471	\$ 16.2
2886	Sell	19.10.2015 01:00:00	1.13572	0.09	19.10.2015 13:00:00	1.13236	\$ 29.61
2887	Buy	19.10.2015 10:00:00	1.13731	0.09	20.10.2015 11:00:00	1.13469	\$ -24.77
2888	Buy	19.10.2015 13:00:00	1.13236	0.18	20.10.2015 11:00:00	1.13465	\$ 38.84
2889	Sell	19.10.2015 23:00:00	1.13268	0.09	20.10.2015 18:00:00	1.13414	\$ -13.54
2890	Sell	20.10.2015 12:00:00	1.13582	0.18	20.10.2015 18:00:00	1.13426	\$ 26.82
2892	Buy	21.10.2015 03:00:00	1.13558	0.09	21.10.2015 04:00:00	1.13629	\$ 5.76
2891	Sell	20.10.2015 23:00:00	1.13391	0.09	21.10.2015 13:00:00	1.13521	\$ -12.1
2893	Sell	21.10.2015 11:00:00	1.13718	0.18	21.10.2015 13:00:00	1.13527	\$ 33.12
2894	Sell	22.10.2015 00:00:00	1.13387	0.09	22.10.2015 09:00:00	1.13274	\$ 9.54
2895	Sell	26.10.2015 00:00:00	1.10015	0.09	26.10.2015 16:00:00	1.1017	\$ -14.58

2896	Sell	26.10.2015 06:00:00	1.10342	0.18	26.10.2015 16:00:00	1.10162	\$ 31.14
2897	Sell	27.10.2015 02:00:00	1.106	0.09	27.10.2015 04:00:00	1.10486	\$ 9.63
2899	Buy	28.10.2015 06:00:00	1.10326	0.09	28.10.2015 10:00:00	1.10408	\$ 6.75
2898	Sell	28.10.2015 04:00:00	1.10316	0.09	28.10.2015 22:00:00	1.09006	\$ 117.27
2900	Sell	28.10.2015 14:00:00	1.10637	0.18	28.10.2015 22:00:00	1.09006	\$ 292.32
2901	Sell	29.10.2015 09:00:00	1.09318	0.09	29.10.2015 11:00:00	1.09259	\$ 4.68
2902	Buy	30.10.2015 00:00:00	1.09784	0.09	30.10.2015 01:00:00	1.09852	\$ 5.49
2903	Sell	30.10.2015 04:00:00	1.09842	0.09	30.10.2015 07:00:00	1.0969	\$ 13.05
2904	Sell	02.11.2015 00:00:00	1.10356	0.09	02.11.2015 02:00:00	1.10234	\$ 10.35
2905	Buy	02.11.2015 03:00:00	1.10192	0.09	02.11.2015 04:00:00	1.10314	\$ 10.35
2906	Sell	02.11.2015 06:00:00	1.10302	0.09	02.11.2015 11:00:00	1.1015	\$ 13.05
2907	Sell	03.11.2015 00:00:00	1.10138	0.09	03.11.2015 11:00:00	1.09942	\$ 17.01
2908	Sell	04.11.2015 02:00:00	1.0961	0.09	04.11.2015 04:00:00	1.09478	\$ 11.25
2909	Sell	05.11.2015 04:00:00	1.08701	0.09	05.11.2015 09:00:00	1.08633	\$ 5.49
2910	Sell	05.11.2015 21:00:00	1.0872	0.09	06.11.2015 09:00:00	1.08657	\$ 5.27
2913	Sell	10.11.2015 03:00:00	1.07555	0.09	10.11.2015 04:00:00	1.07506	\$ 3.78
2911	Buy	06.11.2015 04:00:00	1.08877	0.09	11.11.2015 05:00:00	1.07554	\$ -121.39
2914	Buy	10.11.2015 15:00:00	1.07012	0.27	11.11.2015 05:00:00	1.07566	\$ 146
2912	Buy	06.11.2015 16:00:00	1.07359	0.18	11.11.2015 05:00:00	1.07561	\$ 31.73
2915	Sell	12.11.2015 01:00:00	1.07578	0.09	12.11.2015 10:00:00	1.0745	\$ 10.89
2916	Buy	12.11.2015 09:00:00	1.07548	0.09	12.11.2015 17:00:00	1.07802	\$ 22.23
2917	Buy	12.11.2015 11:00:00	1.07128	0.18	12.11.2015 17:00:00	1.07802	\$ 120.06
2918	Sell	13.11.2015 04:00:00	1.07882	0.09	13.11.2015 10:00:00	1.07786	\$ 8.01
2919	Buy	13.11.2015 05:00:00	1.07961	0.09	13.11.2015 14:00:00	1.07906	\$ -5.58
2920	Buy	13.11.2015 11:00:00	1.07559	0.18	13.11.2015 14:00:00	1.07904	\$ 60.84
2921	Sell	16.11.2015 22:00:00	1.06769	0.09	17.11.2015 04:00:00	1.06651	\$ 10.22
2924	Sell	17.11.2015 09:00:00	1.06688	0.09	17.11.2015 10:00:00	1.06568	\$ 10.17
2922	Buy	16.11.2015 23:00:00	1.06858	0.09	18.11.2015 11:00:00	1.06699	\$ -16.07
2925	Buy	17.11.2015 19:00:00	1.06334	0.27	18.11.2015 11:00:00	1.06705	\$ 96.59
2923	Buy	17.11.2015 06:00:00	1.0661	0.18	18.11.2015 11:00:00	1.06706	\$ 14.9
2926	Sell	18.11.2015 07:00:00	1.06399	0.09	18.11.2015 18:00:00	1.06461	\$ -6.21
2927	Sell	18.11.2015 11:00:00	1.06697	0.2	18.11.2015 18:00:00	1.06475	\$ 43
2928	Sell	19.11.2015 09:00:00	1.06944	0.1	19.11.2015 10:00:00	1.06741	\$ 19.6
2929	Sell	19.11.2015 11:00:00	1.06878	0.1	20.11.2015 10:00:00	1.06888	\$ -1.44
2930	Sell	19.11.2015 18:00:00	1.07361	0.2	20.11.2015 10:00:00	1.06903	\$ 90.71
2932	Sell	23.11.2015 03:00:00	1.06346	0.1	23.11.2015 04:00:00	1.06131	\$ 20.8
2931	Buy	20.11.2015 22:00:00	1.06523	0.1	23.11.2015 16:00:00	1.06458	\$ -7.83
2933	Buy	23.11.2015 04:00:00	1.06143	0.2	23.11.2015 16:00:00	1.06457	\$ 61.4
2934	Buy	25.11.2015 06:00:00	1.06736	0.1	25.11.2015 10:00:00	1.06809	\$ 6.6
2935	Sell	26.11.2015 00:00:00	1.06243	0.1	26.11.2015 05:00:00	1.06178	\$ 5.8
2937	Sell	27.11.2015 03:00:00	1.06042	0.1	27.11.2015 12:00:00	1.05842	\$ 19.3
2938	Sell	27.11.2015 09:00:00	1.06317	0.2	27.11.2015 12:00:00	1.05841	\$ 93.8
2940	Sell	30.11.2015 02:00:00	1.05827	0.1	30.11.2015 03:00:00	1.05773	\$ 4.7
2936	Buy	26.11.2015 03:00:00	1.06256	0.1	01.12.2015 11:00:00	1.06072	\$ -20.97
2941	Buy	30.11.2015 20:00:00	1.05606	0.3	01.12.2015 11:00:00	1.06074	\$ 136.43
2939	Buy	27.11.2015 12:00:00	1.05858	0.2	01.12.2015 11:00:00	1.06069	\$ 38.3
2942	Sell	01.12.2015 01:00:00	1.0571	0.1	02.12.2015 09:00:00	1.06082	\$ -37.64
2944	Sell	01.12.2015 21:00:00	1.06332	0.3	02.12.2015 09:00:00	1.06095	\$ 69.77
2943	Sell	01.12.2015 11:00:00	1.06067	0.2	02.12.2015 09:00:00	1.06096	\$ -6.69
2945	Buy	01.12.2015 23:00:00	1.06324	0.1	02.12.2015 21:00:00	1.06139	\$ -19.82
2946	Buy	02.12.2015 13:00:00	1.05914	0.2	02.12.2015 21:00:00	1.0614	\$ 43.8
2948	Sell	03.12.2015 06:00:00	1.05935	0.1	03.12.2015 08:00:00	1.05878	\$ 5
2947	Buy	03.12.2015 02:00:00	1.061	0.1	03.12.2015 15:00:00	1.06657	\$ 55
2950	Buy	03.12.2015 14:00:00	1.05479	0.3	03.12.2015 15:00:00	1.06662	\$ 352.8
2949	Buy	03.12.2015 11:00:00	1.05759	0.2	03.12.2015 15:00:00	1.06666	\$ 180
2951	Sell	04.12.2015 04:00:00	1.09089	0.1	04.12.2015 09:00:00	1.09187	\$ -10.5
2952	Sell	04.12.2015 07:00:00	1.09406	0.2	04.12.2015 09:00:00	1.0919	\$ 41.8
2953	Buy	04.12.2015 08:00:00	1.09387	0.1	04.12.2015 16:00:00	1.09246	\$ -14.8
2954	Buy	04.12.2015 10:00:00	1.08724	0.2	04.12.2015 16:00:00	1.09255	\$ 104.8
2956	Sell	07.12.2015 10:00:00	1.08569	0.1	07.12.2015 11:00:00	1.08145	\$ 41.7

2955	Buy	04.12.2015 23:00:00	1.08747	0.1	07.12.2015 18:00:00	1.085	\$ -26.02
2957	Buy	07.12.2015 11:00:00	1.0815	0.2	07.12.2015 18:00:00	1.08511	\$ 70.8
2958	Buy	08.12.2015 09:00:00	1.08558	0.1	08.12.2015 10:00:00	1.08673	\$ 10.8
2959	Sell	09.12.2015 04:00:00	1.08988	0.1	10.12.2015 13:00:00	1.09397	\$ -40.83
2961	Sell	09.12.2015 16:00:00	1.09713	0.3	10.12.2015 13:00:00	1.094	\$ 94.1
2962	Sell	09.12.2015 20:00:00	1.10034	0.4	10.12.2015 13:00:00	1.09405	\$ 251.87
2960	Sell	09.12.2015 12:00:00	1.09318	0.2	10.12.2015 13:00:00	1.09414	\$ -19.06
2963	Buy	11.12.2015 06:00:00	1.09359	0.1	11.12.2015 09:00:00	1.0946	\$ 9.4
2964	Sell	14.12.2015 04:00:00	1.09701	0.1	14.12.2015 06:00:00	1.09577	\$ 11.7
2965	Sell	14.12.2015 07:00:00	1.09609	0.1	14.12.2015 11:00:00	1.09535	\$ 6.7
2966	Buy	15.12.2015 02:00:00	1.09916	0.1	15.12.2015 03:00:00	1.10013	\$ 9
2967	Sell	16.12.2015 02:00:00	1.09328	0.1	16.12.2015 12:00:00	1.0923	\$ 9.1
2968	Buy	17.12.2015 10:00:00	1.0855	0.1	17.12.2015 11:00:00	1.0868	\$ 12.3
2969	Buy	18.12.2015 02:00:00	1.08432	0.1	18.12.2015 08:00:00	1.08507	\$ 6.8
2970	Sell	18.12.2015 05:00:00	1.08388	0.1	18.12.2015 11:00:00	1.08284	\$ 9.7
2971	Sell	18.12.2015 10:00:00	1.08671	0.2	18.12.2015 11:00:00	1.08287	\$ 75.4
2972	Sell	18.12.2015 22:00:00	1.08645	0.1	21.12.2015 00:00:00	1.08602	\$ 3.86
2973	Sell	21.12.2015 02:00:00	1.08693	0.1	21.12.2015 11:00:00	1.0859	\$ 9.6
2974	Buy	21.12.2015 07:00:00	1.08696	0.1	21.12.2015 16:00:00	1.08962	\$ 25.9
2975	Sell	22.12.2015 04:00:00	1.09194	0.1	22.12.2015 08:00:00	1.0911	\$ 7.7
2976	Sell	23.12.2015 00:00:00	1.09556	0.1	23.12.2015 02:00:00	1.0948	\$ 6.9
2977	Sell	23.12.2015 04:00:00	1.09434	0.1	23.12.2015 07:00:00	1.09373	\$ 5.4
2978	Buy	24.12.2015 04:00:00	1.0917	0.1	24.12.2015 05:00:00	1.0932	\$ 14.3
2979	Buy	24.12.2015 09:00:00	1.09314	0.1	24.12.2015 10:00:00	1.09462	\$ 14.1
2980	Sell	25.12.2015 01:00:00	1.09648	0.1	25.12.2015 03:00:00	1.09521	\$ 12
2981	Buy	28.12.2015 06:00:00	1.09774	0.1	28.12.2015 13:00:00	1.09843	\$ 6.2
2982	Sell	29.12.2015 07:00:00	1.0973	0.1	29.12.2015 09:00:00	1.09666	\$ 5.7
2984	Buy	30.12.2015 09:00:00	1.09286	0.1	30.12.2015 10:00:00	1.09354	\$ 6.1
2983	Sell	30.12.2015 05:00:00	1.09251	0.1	30.12.2015 17:00:00	1.09205	\$ 3.9
2985	Sell	31.12.2015 02:00:00	1.09355	0.1	31.12.2015 04:00:00	1.09239	\$ 10.9
2986	Sell	31.12.2015 05:00:00	1.09229	0.1	31.12.2015 13:00:00	1.09111	\$ 11.1
2987	Sell	05.01.2016 00:00:00	1.08296	0.1	05.01.2016 02:00:00	1.08242	\$ 4.7
2988	Sell	05.01.2016 04:00:00	1.08236	0.1	05.01.2016 05:00:00	1.08179	\$ 5
2989	Sell	07.01.2016 09:00:00	1.08165	0.1	07.01.2016 10:00:00	1.07832	\$ 32.6
2990	Sell	08.01.2016 10:00:00	1.08857	0.1	08.01.2016 11:00:00	1.08727	\$ 12.3
2991	Sell	11.01.2016 08:00:00	1.09191	0.1	11.01.2016 10:00:00	1.09014	\$ 17
2992	Sell	12.01.2016 04:00:00	1.08554	0.1	12.01.2016 12:00:00	1.0856	\$ -1.3
2993	Sell	12.01.2016 07:00:00	1.08831	0.2	12.01.2016 12:00:00	1.08569	\$ 51
2994	Sell	13.01.2016 01:00:00	1.08472	0.1	13.01.2016 03:00:00	1.08373	\$ 9.2
2995	Sell	14.01.2016 04:00:00	1.08798	0.1	14.01.2016 09:00:00	1.08677	\$ 11.4
2996	Buy	14.01.2016 07:00:00	1.08929	0.1	14.01.2016 11:00:00	1.09121	\$ 18.5
2997	Buy	14.01.2016 09:00:00	1.08667	0.2	14.01.2016 11:00:00	1.09141	\$ 93.4
2998	Sell	15.01.2016 02:00:00	1.08572	0.1	15.01.2016 10:00:00	1.08681	\$ -11.6
2999	Sell	15.01.2016 07:00:00	1.08837	0.2	15.01.2016 10:00:00	1.08699	\$ 26.2
3000	Sell	18.01.2016 03:00:00	1.09119	0.1	18.01.2016 04:00:00	1.08979	\$ 13.3
3001	Sell	18.01.2016 08:00:00	1.08959	0.1	18.01.2016 09:00:00	1.08904	\$ 4.8
3002	Sell	18.01.2016 11:00:00	1.08901	0.1	18.01.2016 18:00:00	1.08727	\$ 16.7
3003	Sell	20.01.2016 23:00:00	1.08911	0.1	21.01.2016 02:00:00	1.08745	\$ 16.67
3004	Sell	21.01.2016 03:00:00	1.08749	0.1	21.01.2016 16:00:00	1.07916	\$ 82.6
3005	Sell	21.01.2016 09:00:00	1.09007	0.2	21.01.2016 16:00:00	1.07911	\$ 217.8
3006	Sell	22.01.2016 10:00:00	1.08301	0.1	22.01.2016 15:00:00	1.08179	\$ 11.5
3007	Buy	25.01.2016 00:00:00	1.07936	0.1	25.01.2016 04:00:00	1.08044	\$ 10.1
3008	Buy	25.01.2016 10:00:00	1.08152	0.1	25.01.2016 11:00:00	1.08271	\$ 11.2
3010	Buy	26.01.2016 05:00:00	1.08498	0.1	26.01.2016 09:00:00	1.08558	\$ 5.3
3009	Sell	25.01.2016 22:00:00	1.08361	0.1	26.01.2016 11:00:00	1.0845	\$ -9.34
3011	Sell	26.01.2016 10:00:00	1.08673	0.2	26.01.2016 11:00:00	1.08463	\$ 40.6
3012	Buy	26.01.2016 22:00:00	1.08517	0.1	26.01.2016 23:00:00	1.08593	\$ 6.9
3013	Buy	27.01.2016 01:00:00	1.08657	0.1	27.01.2016 12:00:00	1.08726	\$ 6.2
3014	Sell	27.01.2016 03:00:00	1.08536	0.1	27.01.2016 18:00:00	1.08702	\$ -17.3
3015	Sell	27.01.2016 15:00:00	1.08895	0.2	27.01.2016 18:00:00	1.08693	\$ 39

3016	Sell	28.01.2016 04:00:00	1.08869	0.1	28.01.2016 09:00:00	1.08743	\$ 11.9
3017	Sell	28.01.2016 10:00:00	1.08758	0.1	29.01.2016 09:00:00	1.09056	\$ -30.24
3019	Sell	28.01.2016 18:00:00	1.094	0.3	29.01.2016 09:00:00	1.09043	\$ 105.77
3018	Sell	28.01.2016 11:00:00	1.09027	0.2	29.01.2016 09:00:00	1.09044	\$ -4.29
3020	Buy	29.01.2016 04:00:00	1.09367	0.1	01.02.2016 15:00:00	1.08785	\$ -59.53
3022	Buy	29.01.2016 16:00:00	1.08639	0.3	01.02.2016 15:00:00	1.08796	\$ 43.12
3023	Buy	29.01.2016 18:00:00	1.08191	0.4	01.02.2016 15:00:00	1.0879	\$ 234.3
3021	Buy	29.01.2016 09:00:00	1.09055	0.2	01.02.2016 15:00:00	1.08798	\$ -54.05
3024	Buy	03.02.2016 04:00:00	1.0927	0.1	03.02.2016 15:00:00	1.09343	\$ 6.6
3025	Sell	04.02.2016 05:00:00	1.10829	0.1	04.02.2016 09:00:00	1.1075	\$ 7.2
3026	Buy	05.02.2016 01:00:00	1.12019	0.1	08.02.2016 12:00:00	1.11796	\$ -23.62
3028	Buy	05.02.2016 19:00:00	1.11302	0.3	08.02.2016 12:00:00	1.11777	\$ 138.53
3027	Buy	05.02.2016 16:00:00	1.11606	0.2	08.02.2016 12:00:00	1.11792	\$ 34.55
3029	Sell	09.02.2016 02:00:00	1.11893	0.1	09.02.2016 09:00:00	1.11953	\$ -6.7
3030	Sell	09.02.2016 05:00:00	1.1215	0.2	09.02.2016 09:00:00	1.11958	\$ 37
3031	Buy	11.02.2016 05:00:00	1.12846	0.1	11.02.2016 07:00:00	1.12925	\$ 7.2
3032	Buy	11.02.2016 09:00:00	1.1285	0.1	11.02.2016 11:00:00	1.13149	\$ 29.2
3033	Sell	11.02.2016 10:00:00	1.12818	0.1	12.02.2016 01:00:00	1.13146	\$ -33.24
3035	Sell	11.02.2016 15:00:00	1.13425	0.3	12.02.2016 01:00:00	1.13149	\$ 81.47
3034	Sell	11.02.2016 11:00:00	1.13145	0.2	12.02.2016 01:00:00	1.13132	\$ 1.71
3036	Sell	12.02.2016 04:00:00	1.1304	0.1	12.02.2016 06:00:00	1.12972	\$ 6.1
3037	Sell	12.02.2016 07:00:00	1.1298	0.1	12.02.2016 10:00:00	1.1289	\$ 8.3
3038	Sell	15.02.2016 02:00:00	1.12238	0.1	15.02.2016 05:00:00	1.12171	\$ 6
3039	Sell	15.02.2016 16:00:00	1.11796	0.1	15.02.2016 17:00:00	1.11462	\$ 32.7
3040	Buy	15.02.2016 22:00:00	1.1151	0.1	16.02.2016 01:00:00	1.11641	\$ 11.78
3041	Buy	17.02.2016 00:00:00	1.1144	0.1	17.02.2016 06:00:00	1.11575	\$ 12.8
3042	Sell	19.02.2016 01:00:00	1.11085	0.1	19.02.2016 12:00:00	1.10851	\$ 22.7
3043	Buy	19.02.2016 05:00:00	1.11224	0.1	19.02.2016 14:00:00	1.11029	\$ -20.2
3044	Buy	19.02.2016 12:00:00	1.10845	0.2	19.02.2016 14:00:00	1.11032	\$ 36
3045	Sell	22.02.2016 02:00:00	1.11217	0.1	22.02.2016 03:00:00	1.11132	\$ 7.8
3046	Buy	22.02.2016 06:00:00	1.11118	0.1	22.02.2016 09:00:00	1.11179	\$ 5.4
3047	Buy	23.02.2016 01:00:00	1.10267	0.1	23.02.2016 04:00:00	1.10438	\$ 16.4
3048	Buy	23.02.2016 09:00:00	1.10356	0.1	23.02.2016 18:00:00	1.10234	\$ -12.9
3049	Buy	23.02.2016 12:00:00	1.10032	0.2	23.02.2016 18:00:00	1.10239	\$ 40
3050	Sell	23.02.2016 23:00:00	1.10173	0.1	24.02.2016 04:00:00	1.10025	\$ 14.36
3051	Sell	25.02.2016 01:00:00	1.10164	0.1	25.02.2016 03:00:00	1.10097	\$ 6
3052	Buy	25.02.2016 09:00:00	1.10299	0.1	25.02.2016 15:00:00	1.10347	\$ 4.1
3054	Buy	26.02.2016 04:00:00	1.10507	0.1	26.02.2016 06:00:00	1.10638	\$ 12.4
3053	Sell	26.02.2016 03:00:00	1.1042	0.1	26.02.2016 11:00:00	1.10211	\$ 20.2
3056	Buy	29.02.2016 04:00:00	1.09314	0.1	29.02.2016 08:00:00	1.09436	\$ 11.5
3055	Sell	29.02.2016 03:00:00	1.09239	0.1	29.02.2016 11:00:00	1.09204	\$ 2.8
3057	Sell	29.02.2016 10:00:00	1.09563	0.2	29.02.2016 11:00:00	1.09215	\$ 68.2
3058	Buy	02.03.2016 00:00:00	1.087	0.1	02.03.2016 02:00:00	1.08758	\$ 5.1
3060	Sell	02.03.2016 05:00:00	1.08636	0.1	02.03.2016 07:00:00	1.08586	\$ 4.3
3061	Sell	02.03.2016 08:00:00	1.08596	0.1	02.03.2016 09:00:00	1.08502	\$ 8.7
3059	Buy	02.03.2016 03:00:00	1.08742	0.1	02.03.2016 21:00:00	1.08698	\$ -5.1
3062	Buy	02.03.2016 16:00:00	1.08438	0.2	02.03.2016 21:00:00	1.0868	\$ 47
3064	Sell	03.03.2016 05:00:00	1.08673	0.1	03.03.2016 06:00:00	1.08566	\$ 10
3063	Buy	03.03.2016 00:00:00	1.08681	0.1	03.03.2016 11:00:00	1.08759	\$ 7.1
3065	Sell	04.03.2016 04:00:00	1.09445	0.1	04.03.2016 05:00:00	1.09372	\$ 6.6
3066	Sell	04.03.2016 09:00:00	1.09467	0.1	04.03.2016 11:00:00	1.09382	\$ 7.8
3067	Sell	07.03.2016 02:00:00	1.09919	0.1	07.03.2016 04:00:00	1.09869	\$ 4.3
3068	Sell	07.03.2016 07:00:00	1.099	0.1	07.03.2016 10:00:00	1.09692	\$ 20.1
3069	Sell	09.03.2016 00:00:00	1.10098	0.1	09.03.2016 02:00:00	1.09996	\$ 9.5
3071	Sell	09.03.2016 03:00:00	1.0995	0.1	09.03.2016 04:00:00	1.09831	\$ 11.2
3070	Buy	09.03.2016 01:00:00	1.10072	0.1	09.03.2016 18:00:00	1.10068	\$ -1.1
3073	Buy	09.03.2016 16:00:00	1.09509	0.3	09.03.2016 18:00:00	1.10058	\$ 162.6
3072	Buy	09.03.2016 05:00:00	1.09785	0.2	09.03.2016 18:00:00	1.10061	\$ 53.8
3074	Sell	10.03.2016 05:00:00	1.09851	0.1	10.03.2016 06:00:00	1.09735	\$ 10.9
3076	Sell	10.03.2016 12:00:00	1.09679	0.1	10.03.2016 15:00:00	1.08459	\$ 121.3

3075	Buy	10.03.2016 07:00:00	1.09764	0.1	10.03.2016 16:00:00	1.09205	\$ -56.6
3077	Buy	10.03.2016 15:00:00	1.08455	0.2	10.03.2016 16:00:00	1.09189	\$ 145.4
3079	Sell	11.03.2016 09:00:00	1.11632	0.1	11.03.2016 10:00:00	1.1145	\$ 17.5
3078	Buy	11.03.2016 05:00:00	1.11774	0.1	11.03.2016 16:00:00	1.11247	\$ -53.4
3081	Buy	11.03.2016 11:00:00	1.11137	0.3	11.03.2016 16:00:00	1.11243	\$ 29.7
3082	Buy	11.03.2016 13:00:00	1.10837	0.4	11.03.2016 16:00:00	1.11248	\$ 161.6
3080	Buy	11.03.2016 10:00:00	1.11456	0.2	11.03.2016 16:00:00	1.1125	\$ -42.6
3083	Sell	11.03.2016 22:00:00	1.11583	0.1	11.03.2016 23:00:00	1.11511	\$ 6.5
3084	Sell	14.03.2016 01:00:00	1.11446	0.1	14.03.2016 12:00:00	1.11156	\$ 28.3
3085	Buy	14.03.2016 02:00:00	1.1166	0.1	15.03.2016 11:00:00	1.11156	\$ -51.73
3087	Buy	14.03.2016 21:00:00	1.10857	0.3	15.03.2016 11:00:00	1.11157	\$ 86.03
3086	Buy	14.03.2016 12:00:00	1.11154	0.2	15.03.2016 11:00:00	1.11144	\$ -4.65
3088	Sell	15.03.2016 04:00:00	1.10991	0.1	15.03.2016 13:00:00	1.10745	\$ 23.9
3089	Sell	16.03.2016 01:00:00	1.11054	0.1	16.03.2016 08:00:00	1.10997	\$ 5
3090	Sell	18.03.2016 03:00:00	1.13156	0.1	18.03.2016 10:00:00	1.12952	\$ 19.7
3091	Sell	18.03.2016 22:00:00	1.12698	0.1	21.03.2016 10:00:00	1.12641	\$ 5.26
3092	Buy	21.03.2016 07:00:00	1.12728	0.1	21.03.2016 14:00:00	1.12826	\$ 9.1
3093	Sell	21.03.2016 23:00:00	1.12443	0.1	22.03.2016 03:00:00	1.12362	\$ 7.66
3094	Buy	22.03.2016 04:00:00	1.12366	0.1	22.03.2016 06:00:00	1.12484	\$ 11.1
3096	Sell	23.03.2016 02:00:00	1.1217	0.1	23.03.2016 07:00:00	1.12114	\$ 4.9
3099	Sell	25.03.2016 09:00:00	1.11668	0.1	28.03.2016 02:00:00	1.11604	\$ 5.96
3095	Buy	22.03.2016 22:00:00	1.12189	0.1	28.03.2016 17:00:00	1.12051	\$ -18.25
3098	Buy	24.03.2016 11:00:00	1.116	0.3	28.03.2016 17:00:00	1.1204	\$ 126.15
3097	Buy	23.03.2016 10:00:00	1.11926	0.2	28.03.2016 17:00:00	1.12055	\$ 18.15
3101	Buy	30.03.2016 04:00:00	1.12957	0.1	30.03.2016 10:00:00	1.13046	\$ 8.2
3100	Sell	30.03.2016 03:00:00	1.12892	0.1	30.03.2016 20:00:00	1.13192	\$ -30.7
3103	Sell	30.03.2016 18:00:00	1.13535	0.3	30.03.2016 20:00:00	1.13198	\$ 99
3102	Sell	30.03.2016 11:00:00	1.13273	0.2	30.03.2016 20:00:00	1.1319	\$ 15.2
3104	Sell	31.03.2016 03:00:00	1.13318	0.1	31.03.2016 05:00:00	1.13222	\$ 8.9
3105	Buy	01.04.2016 01:00:00	1.13809	0.1	01.04.2016 12:00:00	1.13998	\$ 18.2
3106	Sell	01.04.2016 06:00:00	1.13731	0.1	01.04.2016 17:00:00	1.13861	\$ -13.7
3107	Sell	01.04.2016 12:00:00	1.14006	0.2	01.04.2016 17:00:00	1.13854	\$ 29
3108	Buy	04.04.2016 02:00:00	1.13911	0.1	04.04.2016 04:00:00	1.14067	\$ 14.9
3109	Sell	04.04.2016 08:00:00	1.13833	0.1	04.04.2016 10:00:00	1.13749	\$ 7.7
3110	Sell	04.04.2016 23:00:00	1.13929	0.1	05.04.2016 03:00:00	1.1385	\$ 7.46
3111	Buy	05.04.2016 02:00:00	1.1388	0.1	05.04.2016 04:00:00	1.14001	\$ 11.4
3112	Buy	05.04.2016 09:00:00	1.13843	0.1	05.04.2016 16:00:00	1.13723	\$ -12.7
3113	Buy	05.04.2016 11:00:00	1.13582	0.2	05.04.2016 16:00:00	1.1374	\$ 30.2
3114	Sell	05.04.2016 23:00:00	1.13876	0.1	06.04.2016 03:00:00	1.13811	\$ 6.06
3115	Buy	07.04.2016 04:00:00	1.14111	0.1	07.04.2016 10:00:00	1.14462	\$ 34.4
3116	Buy	07.04.2016 22:00:00	1.13803	0.1	08.04.2016 12:00:00	1.13862	\$ 4.58
3117	Sell	08.04.2016 05:00:00	1.1361	0.1	08.04.2016 14:00:00	1.13663	\$ -6
3118	Sell	08.04.2016 12:00:00	1.13865	0.2	08.04.2016 14:00:00	1.13665	\$ 38.6
3119	Buy	08.04.2016 23:00:00	1.14012	0.1	11.04.2016 00:00:00	1.14129	\$ 10.38
3120	Buy	11.04.2016 01:00:00	1.14083	0.1	11.04.2016 10:00:00	1.14146	\$ 5.6
3122	Buy	12.04.2016 10:00:00	1.14206	0.1	12.04.2016 11:00:00	1.14304	\$ 9.1
3121	Sell	12.04.2016 00:00:00	1.14074	0.1	12.04.2016 14:00:00	1.14091	\$ -2.4
3123	Sell	12.04.2016 12:00:00	1.1434	0.2	12.04.2016 14:00:00	1.14101	\$ 46.4
3125	Sell	13.04.2016 06:00:00	1.13667	0.1	13.04.2016 09:00:00	1.13606	\$ 5.4
3129	Sell	14.04.2016 05:00:00	1.12624	0.1	14.04.2016 11:00:00	1.12531	\$ 8.6
3124	Buy	13.04.2016 02:00:00	1.13862	0.1	18.04.2016 13:00:00	1.13073	\$ -82.73
3127	Buy	13.04.2016 13:00:00	1.13131	0.3	18.04.2016 13:00:00	1.13068	\$ -30.38
3130	Buy	14.04.2016 11:00:00	1.12535	0.5	18.04.2016 13:00:00	1.13057	\$ 251.25
3128	Buy	13.04.2016 17:00:00	1.12806	0.4	18.04.2016 13:00:00	1.13056	\$ 84.7
3126	Buy	13.04.2016 09:00:00	1.13611	0.2	18.04.2016 13:00:00	1.13065	\$ -116.85
3134	Buy	19.04.2016 01:00:00	1.13153	0.1	19.04.2016 06:00:00	1.13215	\$ 5.5
3131	Sell	15.04.2016 07:00:00	1.12625	0.1	20.04.2016 19:00:00	1.13283	\$ -65.73
3133	Sell	18.04.2016 18:00:00	1.13295	0.3	20.04.2016 19:00:00	1.13284	\$ 2.74
3135	Sell	19.04.2016 17:00:00	1.13777	0.4	20.04.2016 19:00:00	1.13284	\$ 195.42
3132	Sell	15.04.2016 17:00:00	1.12877	0.2	20.04.2016 19:00:00	1.13278	\$ -80.06

3137	Sell	21.04.2016 06:00:00	1.12988	0.11	21.04.2016 08:00:00	1.12925	\$ 6.16
3136	Buy	21.04.2016 02:00:00	1.13024	0.11	21.04.2016 14:00:00	1.13109	\$ 8.58
3138	Buy	22.04.2016 02:00:00	1.12888	0.11	22.04.2016 04:00:00	1.12983	\$ 9.68
3139	Buy	25.04.2016 09:00:00	1.12402	0.11	25.04.2016 11:00:00	1.12546	\$ 15.07
3140	Sell	25.04.2016 23:00:00	1.12601	0.11	26.04.2016 15:00:00	1.12736	\$ -15.34
3141	Sell	26.04.2016 12:00:00	1.12924	0.22	26.04.2016 15:00:00	1.12745	\$ 37.84
3142	Buy	27.04.2016 03:00:00	1.12956	0.11	27.04.2016 04:00:00	1.13027	\$ 7.04
3143	Sell	28.04.2016 05:00:00	1.13051	0.11	28.04.2016 18:00:00	1.13157	\$ -12.43
3144	Sell	28.04.2016 08:00:00	1.13353	0.22	28.04.2016 18:00:00	1.13147	\$ 43.78
3145	Buy	29.04.2016 01:00:00	1.13535	0.11	29.04.2016 04:00:00	1.1362	\$ 8.58
3149	Buy	02.05.2016 08:00:00	1.14677	0.11	02.05.2016 12:00:00	1.14788	\$ 11.44
3152	Buy	03.05.2016 05:00:00	1.15354	0.11	03.05.2016 09:00:00	1.15444	\$ 9.13
3146	Sell	29.04.2016 05:00:00	1.13828	0.11	03.05.2016 18:00:00	1.15159	\$ -146.62
3148	Sell	29.04.2016 18:00:00	1.1452	0.33	03.05.2016 18:00:00	1.15173	\$ -216.11
3151	Sell	02.05.2016 17:00:00	1.15207	0.55	03.05.2016 18:00:00	1.15155	\$ 26.16
3154	Sell	03.05.2016 11:00:00	1.15936	0.77	03.05.2016 18:00:00	1.15155	\$ 595.98
3153	Sell	03.05.2016 10:00:00	1.15656	0.66	03.05.2016 18:00:00	1.15163	\$ 320.76
3150	Sell	02.05.2016 12:00:00	1.14788	0.44	03.05.2016 18:00:00	1.15172	\$ -170.91
3147	Sell	29.04.2016 16:00:00	1.14139	0.22	03.05.2016 18:00:00	1.15161	\$ -225.25
3155	Sell	04.05.2016 00:00:00	1.14946	0.11	04.05.2016 05:00:00	1.14872	\$ 7.37
3157	Sell	05.05.2016 04:00:00	1.1486	0.11	05.05.2016 11:00:00	1.14553	\$ 33
3156	Buy	05.05.2016 02:00:00	1.14898	0.11	06.05.2016 16:00:00	1.14364	\$ -60.2
3159	Buy	05.05.2016 14:00:00	1.14258	0.33	06.05.2016 16:00:00	1.14359	\$ 28.96
3160	Buy	05.05.2016 18:00:00	1.1398	0.44	06.05.2016 16:00:00	1.14359	\$ 160.93
3158	Buy	05.05.2016 11:00:00	1.14557	0.22	06.05.2016 16:00:00	1.14352	\$ -48.02
3161	Sell	09.05.2016 02:00:00	1.13977	0.11	09.05.2016 03:00:00	1.13858	\$ 12.32
3163	Sell	10.05.2016 04:00:00	1.13848	0.11	10.05.2016 06:00:00	1.13787	\$ 5.94
3162	Buy	09.05.2016 23:00:00	1.13812	0.11	10.05.2016 10:00:00	1.13891	\$ 7.23
3164	Sell	11.05.2016 04:00:00	1.13735	0.11	12.05.2016 14:00:00	1.1391	\$ -19.18
3166	Sell	11.05.2016 17:00:00	1.14276	0.33	12.05.2016 14:00:00	1.13911	\$ 120.67
3165	Sell	11.05.2016 15:00:00	1.13992	0.22	12.05.2016 14:00:00	1.13914	\$ 17.31
3170	Sell	16.05.2016 10:00:00	1.13138	0.11	17.05.2016 21:00:00	1.13162	\$ -3.13
3171	Sell	17.05.2016 17:00:00	1.13383	0.22	17.05.2016 21:00:00	1.13172	\$ 44.88
3172	Sell	17.05.2016 23:00:00	1.13145	0.11	18.05.2016 04:00:00	1.1308	\$ 6.66
3177	Sell	20.05.2016 00:00:00	1.1203	0.11	23.05.2016 12:00:00	1.12111	\$ -9.4
3178	Sell	23.05.2016 05:00:00	1.12304	0.22	23.05.2016 12:00:00	1.12105	\$ 42.24
3180	Sell	24.05.2016 22:00:00	1.11445	0.11	25.05.2016 03:00:00	1.11352	\$ 9.74
3182	Sell	25.05.2016 04:00:00	1.11382	0.11	27.05.2016 15:00:00	1.11663	\$ -30.55
3184	Sell	26.05.2016 16:00:00	1.11995	0.33	27.05.2016 15:00:00	1.11658	\$ 109.74
3183	Sell	26.05.2016 04:00:00	1.11711	0.22	27.05.2016 15:00:00	1.11653	\$ 11.78
3186	Sell	01.06.2016 01:00:00	1.11284	0.11	01.06.2016 05:00:00	1.11175	\$ 11.22
3167	Buy	13.05.2016 02:00:00	1.13792	0.11	02.06.2016 11:00:00	1.12132	\$ -197.12
3169	Buy	13.05.2016 16:00:00	1.13174	0.33	02.06.2016 11:00:00	1.12132	\$ -387.42
3174	Buy	18.05.2016 11:00:00	1.12655	0.55	02.06.2016 11:00:00	1.12134	\$ -348.84
3176	Buy	19.05.2016 15:00:00	1.1193	0.77	02.06.2016 11:00:00	1.12128	\$ 79.7
3181	Buy	25.05.2016 03:00:00	1.11351	0.99	02.06.2016 11:00:00	1.12135	\$ 707.36
3185	Buy	30.05.2016 03:00:00	1.11096	1.1	02.06.2016 11:00:00	1.1214	\$ 1106.33
3179	Buy	24.05.2016 16:00:00	1.11618	0.88	02.06.2016 11:00:00	1.12133	\$ 386.54
3175	Buy	18.05.2016 22:00:00	1.12275	0.66	02.06.2016 11:00:00	1.1214	\$ -163.84
3173	Buy	18.05.2016 05:00:00	1.12915	0.44	02.06.2016 11:00:00	1.12124	\$ -397.87
3168	Buy	13.05.2016 10:00:00	1.13433	0.22	02.06.2016 11:00:00	1.12141	\$ -313.28
3187	Sell	06.06.2016 04:00:00	1.13459	0.11	06.06.2016 07:00:00	1.13398	\$ 5.94
3188	Sell	07.06.2016 07:00:00	1.13554	0.11	07.06.2016 15:00:00	1.13468	\$ 8.69
3189	Buy	08.06.2016 06:00:00	1.13679	0.11	08.06.2016 08:00:00	1.13738	\$ 5.72
3191	Buy	09.06.2016 04:00:00	1.13991	0.11	09.06.2016 05:00:00	1.14127	\$ 14.19
3190	Sell	09.06.2016 03:00:00	1.14025	0.11	09.06.2016 11:00:00	1.13815	\$ 22.33
3192	Sell	09.06.2016 23:00:00	1.13209	0.11	10.06.2016 02:00:00	1.13144	\$ 6.66
3193	Buy	10.06.2016 05:00:00	1.13001	0.11	10.06.2016 11:00:00	1.13152	\$ 15.84
3194	Sell	13.06.2016 05:00:00	1.12412	0.11	13.06.2016 16:00:00	1.12509	\$ -11.44
3195	Sell	13.06.2016 11:00:00	1.12692	0.22	13.06.2016 16:00:00	1.12511	\$ 38.28

3196	Sell	14.06.2016 02:00:00	1.12913	0.11	14.06.2016 09:00:00	1.12841	\$ 7.15
3197	Sell	14.06.2016 23:00:00	1.12049	0.11	15.06.2016 05:00:00	1.11997	\$ 5.23
3198	Buy	15.06.2016 04:00:00	1.12013	0.11	15.06.2016 07:00:00	1.12092	\$ 7.92
3199	Buy	16.06.2016 07:00:00	1.12637	0.11	16.06.2016 08:00:00	1.12759	\$ 12.65
3200	Buy	17.06.2016 05:00:00	1.12561	0.11	17.06.2016 06:00:00	1.12649	\$ 8.91
3201	Buy	17.06.2016 09:00:00	1.12463	0.11	17.06.2016 12:00:00	1.12575	\$ 11.55
3202	Sell	17.06.2016 23:00:00	1.12792	0.11	20.06.2016 14:00:00	1.13268	\$ -52.85
3204	Sell	20.06.2016 06:00:00	1.13585	0.33	20.06.2016 14:00:00	1.13263	\$ 103.95
3203	Sell	20.06.2016 00:00:00	1.13288	0.22	20.06.2016 14:00:00	1.13278	\$ 0.66
3207	Sell	20.06.2016 15:00:00	1.13283	0.11	20.06.2016 19:00:00	1.1317	\$ 11.66
3205	Buy	20.06.2016 07:00:00	1.13737	0.11	21.06.2016 05:00:00	1.13373	\$ -41.5
3208	Buy	20.06.2016 21:00:00	1.13091	0.33	21.06.2016 05:00:00	1.13387	\$ 93.31
3206	Buy	20.06.2016 10:00:00	1.13377	0.22	21.06.2016 05:00:00	1.13373	\$ -3.79
3211	Buy	22.06.2016 09:00:00	1.12566	0.11	22.06.2016 10:00:00	1.12708	\$ 14.85
3214	Buy	23.06.2016 10:00:00	1.13416	0.11	23.06.2016 12:00:00	1.13536	\$ 12.43
3209	Sell	22.06.2016 04:00:00	1.12425	0.11	24.06.2016 03:00:00	1.13349	\$ -101.28
3212	Sell	22.06.2016 16:00:00	1.13128	0.33	24.06.2016 03:00:00	1.13351	\$ -72.52
3215	Sell	23.06.2016 13:00:00	1.13863	0.55	24.06.2016 03:00:00	1.1335	\$ 279.71
3216	Sell	24.06.2016 01:00:00	1.14236	0.66	24.06.2016 03:00:00	1.13344	\$ 584.1
3213	Sell	23.06.2016 06:00:00	1.13395	0.44	24.06.2016 03:00:00	1.13346	\$ 19.61
3210	Sell	22.06.2016 07:00:00	1.12669	0.22	24.06.2016 03:00:00	1.13351	\$ -149.33
3217	Buy	24.06.2016 19:00:00	1.11222	0.11	24.06.2016 20:00:00	1.11664	\$ 47.85
3218	Buy	27.06.2016 00:00:00	1.10127	0.11	27.06.2016 01:00:00	1.10409	\$ 30.25
3219	Sell	27.06.2016 06:00:00	1.10008	0.11	27.06.2016 13:00:00	1.10344	\$ -37.73
3221	Sell	27.06.2016 11:00:00	1.10655	0.33	27.06.2016 13:00:00	1.10335	\$ 103.29
3220	Sell	27.06.2016 07:00:00	1.10279	0.22	27.06.2016 13:00:00	1.10336	\$ -14.08
3222	Sell	27.06.2016 17:00:00	1.10136	0.11	27.06.2016 18:00:00	1.09724	\$ 44.55
3223	Buy	27.06.2016 23:00:00	1.10181	0.11	28.06.2016 00:00:00	1.10237	\$ 4.7
3224	Buy	28.06.2016 02:00:00	1.10117	0.11	28.06.2016 04:00:00	1.10192	\$ 7.48
3225	Sell	28.06.2016 03:00:00	1.10135	0.11	28.06.2016 21:00:00	1.104	\$ -29.92
3227	Sell	28.06.2016 10:00:00	1.10701	0.33	28.06.2016 21:00:00	1.10418	\$ 91.08
3226	Sell	28.06.2016 05:00:00	1.10423	0.22	28.06.2016 21:00:00	1.10417	\$ -0.22
3228	Sell	29.06.2016 03:00:00	1.10755	0.11	29.06.2016 04:00:00	1.10627	\$ 13.31
3229	Sell	29.06.2016 06:00:00	1.10658	0.11	29.06.2016 09:00:00	1.1057	\$ 8.91
3230	Sell	30.06.2016 04:00:00	1.11084	0.11	30.06.2016 07:00:00	1.11026	\$ 5.61
3231	Sell	01.07.2016 07:00:00	1.10908	0.11	01.07.2016 09:00:00	1.10809	\$ 10.12
3232	Sell	04.07.2016 07:00:00	1.11382	0.11	04.07.2016 10:00:00	1.11193	\$ 20.02
3233	Sell	05.07.2016 01:00:00	1.11478	0.11	05.07.2016 04:00:00	1.11338	\$ 14.63
3234	Buy	06.07.2016 00:00:00	1.10775	0.11	06.07.2016 10:00:00	1.10643	\$ -15.29
3235	Buy	06.07.2016 04:00:00	1.10495	0.22	06.07.2016 10:00:00	1.10643	\$ 31.02
3236	Sell	07.07.2016 03:00:00	1.10975	0.11	07.07.2016 04:00:00	1.10876	\$ 10.12
3237	Sell	07.07.2016 05:00:00	1.10846	0.11	07.07.2016 10:00:00	1.10768	\$ 7.81
3238	Sell	08.07.2016 02:00:00	1.10591	0.11	08.07.2016 16:00:00	1.10252	\$ 36.52
3239	Buy	11.07.2016 06:00:00	1.1051	0.11	11.07.2016 14:00:00	1.10481	\$ -3.96
3240	Buy	11.07.2016 11:00:00	1.10253	0.22	11.07.2016 14:00:00	1.10467	\$ 45.54
3241	Sell	12.07.2016 01:00:00	1.10608	0.11	12.07.2016 18:00:00	1.10721	\$ -13.2
3242	Sell	12.07.2016 06:00:00	1.10865	0.22	12.07.2016 18:00:00	1.10717	\$ 31.02
3243	Sell	13.07.2016 03:00:00	1.10604	0.11	13.07.2016 11:00:00	1.10473	\$ 13.64
3244	Buy	14.07.2016 05:00:00	1.11094	0.11	14.07.2016 15:00:00	1.11512	\$ 45.21
3245	Sell	15.07.2016 01:00:00	1.11127	0.11	15.07.2016 03:00:00	1.1107	\$ 5.5
3246	Buy	15.07.2016 04:00:00	1.11171	0.11	15.07.2016 06:00:00	1.11334	\$ 17.16
3247	Sell	18.07.2016 06:00:00	1.1063	0.11	18.07.2016 10:00:00	1.10578	\$ 4.95
3249	Sell	19.07.2016 04:00:00	1.1067	0.11	19.07.2016 11:00:00	1.10606	\$ 6.27
3251	Sell	20.07.2016 03:00:00	1.10134	0.11	20.07.2016 06:00:00	1.10046	\$ 8.91
3248	Buy	19.07.2016 01:00:00	1.10756	0.11	21.07.2016 07:00:00	1.10362	\$ -46.86
3252	Buy	20.07.2016 06:00:00	1.10041	0.33	21.07.2016 07:00:00	1.1037	\$ 100.07
3250	Buy	19.07.2016 15:00:00	1.10326	0.22	21.07.2016 07:00:00	1.1037	\$ 2.64
3254	Buy	22.07.2016 07:00:00	1.10253	0.11	22.07.2016 08:00:00	1.10314	\$ 5.94
3253	Sell	22.07.2016 02:00:00	1.1026	0.11	22.07.2016 14:00:00	1.10171	\$ 9.02
3255	Buy	25.07.2016 01:00:00	1.0974	0.11	25.07.2016 12:00:00	1.09827	\$ 8.8

3257	Sell	26.07.2016 02:00:00	1.09921	0.11	26.07.2016 04:00:00	1.09846	\$ 7.48
3256	Buy	26.07.2016 01:00:00	1.09938	0.11	26.07.2016 08:00:00	1.10056	\$ 12.21
3258	Buy	26.07.2016 22:00:00	1.09859	0.11	27.07.2016 07:00:00	1.09986	\$ 12.51
3266	Buy	02.08.2016 04:00:00	1.11733	0.11	02.08.2016 10:00:00	1.11841	\$ 11.11
3259	Sell	27.07.2016 00:00:00	1.09854	0.11	04.08.2016 10:00:00	1.11286	\$ -155.47
3261	Sell	27.07.2016 23:00:00	1.10538	0.33	04.08.2016 10:00:00	1.11287	\$ -241.03
3263	Sell	29.07.2016 15:00:00	1.11147	0.55	04.08.2016 10:00:00	1.11292	\$ -75.15
3265	Sell	29.07.2016 18:00:00	1.11794	0.77	04.08.2016 10:00:00	1.1129	\$ 394.52
3267	Sell	02.08.2016 17:00:00	1.12152	0.88	04.08.2016 10:00:00	1.11289	\$ 762.29
3264	Sell	29.07.2016 16:00:00	1.11494	0.66	04.08.2016 10:00:00	1.11301	\$ 132.9
3262	Sell	28.07.2016 10:00:00	1.10883	0.44	04.08.2016 10:00:00	1.11297	\$ -177.36
3260	Sell	27.07.2016 22:00:00	1.10192	0.22	04.08.2016 10:00:00	1.11294	\$ -238.35
3269	Buy	05.08.2016 04:00:00	1.11316	0.11	05.08.2016 09:00:00	1.11373	\$ 5.5
3268	Sell	05.08.2016 00:00:00	1.1127	0.11	05.08.2016 16:00:00	1.10832	\$ 47.41
3270	Sell	05.08.2016 15:00:00	1.11544	0.22	05.08.2016 16:00:00	1.10847	\$ 151.8
3271	Sell	08.08.2016 04:00:00	1.10832	0.11	08.08.2016 17:00:00	1.10739	\$ 9.46
3274	Sell	09.08.2016 01:00:00	1.10857	0.11	09.08.2016 05:00:00	1.10776	\$ 8.14
3272	Buy	08.08.2016 08:00:00	1.11046	0.11	09.08.2016 12:00:00	1.1094	\$ -13.12
3273	Buy	08.08.2016 17:00:00	1.1073	0.22	09.08.2016 12:00:00	1.10939	\$ 43.06
3275	Sell	11.08.2016 01:00:00	1.11835	0.11	11.08.2016 05:00:00	1.11776	\$ 5.72
3276	Sell	11.08.2016 07:00:00	1.11679	0.11	11.08.2016 11:00:00	1.11476	\$ 21.56
3277	Buy	12.08.2016 05:00:00	1.11378	0.11	12.08.2016 11:00:00	1.1145	\$ 7.15
3279	Buy	15.08.2016 10:00:00	1.11684	0.11	15.08.2016 11:00:00	1.11744	\$ 5.83
3278	Sell	15.08.2016 04:00:00	1.11562	0.11	22.08.2016 07:00:00	1.12776	\$ -132.34
3281	Sell	16.08.2016 09:00:00	1.12159	0.33	22.08.2016 07:00:00	1.12767	\$ -197.88
3283	Sell	16.08.2016 11:00:00	1.12691	0.55	22.08.2016 07:00:00	1.12771	\$ -39.4
3285	Sell	18.08.2016 05:00:00	1.1321	0.77	22.08.2016 07:00:00	1.1277	\$ 337.35
3286	Sell	18.08.2016 22:00:00	1.13555	0.88	22.08.2016 07:00:00	1.12778	\$ 682.11
3284	Sell	16.08.2016 15:00:00	1.12936	0.66	22.08.2016 07:00:00	1.12776	\$ 111.12
3282	Sell	16.08.2016 10:00:00	1.12407	0.44	22.08.2016 07:00:00	1.12779	\$ -160
3280	Sell	15.08.2016 15:00:00	1.11836	0.22	22.08.2016 07:00:00	1.12767	\$ -202.42
3287	Buy	22.08.2016 16:00:00	1.13047	0.11	22.08.2016 17:00:00	1.13132	\$ 8.58
3288	Buy	22.08.2016 23:00:00	1.13213	0.11	23.08.2016 05:00:00	1.13308	\$ 8.99
3289	Sell	24.08.2016 00:00:00	1.13049	0.11	24.08.2016 04:00:00	1.12981	\$ 6.71
3290	Sell	24.08.2016 05:00:00	1.12979	0.11	24.08.2016 09:00:00	1.1289	\$ 9.02
3291	Buy	25.08.2016 02:00:00	1.12654	0.11	25.08.2016 04:00:00	1.12743	\$ 9.02
3293	Buy	26.08.2016 00:00:00	1.12866	0.11	26.08.2016 04:00:00	1.12918	\$ 4.95
3292	Sell	25.08.2016 22:00:00	1.128	0.11	26.08.2016 18:00:00	1.12791	\$ 0.5
3294	Sell	26.08.2016 17:00:00	1.13057	0.22	26.08.2016 18:00:00	1.1279	\$ 57.2
3296	Sell	29.08.2016 10:00:00	1.11957	0.11	29.08.2016 11:00:00	1.11818	\$ 14.52
3295	Buy	29.08.2016 08:00:00	1.12032	0.11	29.08.2016 21:00:00	1.11903	\$ -14.96
3297	Buy	29.08.2016 15:00:00	1.11683	0.22	29.08.2016 21:00:00	1.11904	\$ 47.08
3299	Sell	30.08.2016 02:00:00	1.11868	0.11	30.08.2016 05:00:00	1.11685	\$ 19.36
3298	Buy	29.08.2016 23:00:00	1.11885	0.11	31.08.2016 20:00:00	1.11576	\$ -36.14
3301	Buy	31.08.2016 11:00:00	1.11319	0.33	31.08.2016 20:00:00	1.11573	\$ 81.51
3300	Buy	30.08.2016 16:00:00	1.11599	0.22	31.08.2016 20:00:00	1.11573	\$ -8.63
3302	Buy	31.08.2016 23:00:00	1.11533	0.11	01.09.2016 02:00:00	1.11595	\$ 3.99
3304	Buy	02.09.2016 02:00:00	1.11951	0.11	02.09.2016 04:00:00	1.12013	\$ 6.05
3303	Sell	02.09.2016 01:00:00	1.11956	0.11	02.09.2016 10:00:00	1.11894	\$ 6.05
3305	Sell	05.09.2016 03:00:00	1.11578	0.11	05.09.2016 17:00:00	1.11455	\$ 12.76
3306	Sell	07.09.2016 05:00:00	1.1245	0.11	07.09.2016 12:00:00	1.12403	\$ 4.4
3307	Sell	08.09.2016 02:00:00	1.12427	0.11	08.09.2016 18:00:00	1.12754	\$ -36.74
3309	Sell	08.09.2016 16:00:00	1.1306	0.33	08.09.2016 18:00:00	1.1276	\$ 96.69
3308	Sell	08.09.2016 11:00:00	1.12679	0.22	08.09.2016 18:00:00	1.12763	\$ -20.02
3310	Sell	09.09.2016 05:00:00	1.1273	0.11	09.09.2016 14:00:00	1.12622	\$ 11.11
3311	Buy	12.09.2016 06:00:00	1.12396	0.11	12.09.2016 10:00:00	1.12486	\$ 9.13
3312	Sell	13.09.2016 01:00:00	1.12347	0.11	13.09.2016 09:00:00	1.12292	\$ 5.28
3313	Buy	13.09.2016 03:00:00	1.12404	0.11	14.09.2016 08:00:00	1.12247	\$ -18.73
3314	Buy	13.09.2016 22:00:00	1.12098	0.22	14.09.2016 08:00:00	1.12261	\$ 32.95
3315	Sell	15.09.2016 04:00:00	1.1242	0.11	15.09.2016 10:00:00	1.12356	\$ 6.27

3316	Buy	16.09.2016 00:00:00	1.12437	0.11	20.09.2016 10:00:00	1.12005	\$ -49.67
3318	Buy	16.09.2016 18:00:00	1.11602	0.33	20.09.2016 10:00:00	1.12	\$ 124.91
3317	Buy	16.09.2016 16:00:00	1.11858	0.22	20.09.2016 10:00:00	1.12004	\$ 27.83
3319	Sell	20.09.2016 04:00:00	1.11719	0.11	20.09.2016 14:00:00	1.11813	\$ -11.11
3320	Sell	20.09.2016 10:00:00	1.12013	0.22	20.09.2016 14:00:00	1.11808	\$ 43.56
3321	Sell	21.09.2016 00:00:00	1.11493	0.11	21.09.2016 08:00:00	1.11316	\$ 18.7
3322	Sell	22.09.2016 07:00:00	1.11948	0.11	22.09.2016 22:00:00	1.12014	\$ -8.03
3323	Sell	22.09.2016 10:00:00	1.12257	0.22	22.09.2016 22:00:00	1.12022	\$ 50.16
3324	Sell	22.09.2016 23:00:00	1.12052	0.11	23.09.2016 05:00:00	1.11993	\$ 6
3325	Buy	23.09.2016 02:00:00	1.12107	0.11	23.09.2016 14:00:00	1.12235	\$ 13.31
3327	Sell	26.09.2016 05:00:00	1.12315	0.11	26.09.2016 10:00:00	1.12244	\$ 7.04
3326	Buy	26.09.2016 02:00:00	1.12356	0.11	26.09.2016 14:00:00	1.12448	\$ 9.35
3328	Buy	27.09.2016 02:00:00	1.12517	0.11	28.09.2016 16:00:00	1.12274	\$ -28.19
3330	Buy	27.09.2016 18:00:00	1.11989	0.33	28.09.2016 16:00:00	1.12267	\$ 87.37
3329	Buy	27.09.2016 15:00:00	1.12256	0.22	28.09.2016 16:00:00	1.12269	\$ -0.06
3331	Buy	28.09.2016 23:00:00	1.12152	0.11	29.09.2016 03:00:00	1.12226	\$ 5.31
3332	Sell	29.09.2016 09:00:00	1.12266	0.11	29.09.2016 10:00:00	1.12187	\$ 7.92
3333	Sell	30.09.2016 04:00:00	1.12061	0.11	30.09.2016 11:00:00	1.1185	\$ 22.44
3334	Buy	30.09.2016 05:00:00	1.12157	0.11	30.09.2016 17:00:00	1.12087	\$ -8.47
3336	Buy	30.09.2016 15:00:00	1.1161	0.33	30.09.2016 17:00:00	1.12087	\$ 155.1
3335	Buy	30.09.2016 11:00:00	1.11865	0.22	30.09.2016 17:00:00	1.12089	\$ 47.74
3337	Buy	03.10.2016 07:00:00	1.12337	0.11	03.10.2016 14:00:00	1.1239	\$ 5.06
3338	Sell	04.10.2016 01:00:00	1.12104	0.11	04.10.2016 05:00:00	1.12029	\$ 7.48
3339	Sell	06.10.2016 01:00:00	1.12071	0.11	06.10.2016 07:00:00	1.12017	\$ 5.17
3340	Buy	06.10.2016 04:00:00	1.12031	0.11	07.10.2016 16:00:00	1.11704	\$ -37.43
3342	Buy	06.10.2016 22:00:00	1.11409	0.33	07.10.2016 16:00:00	1.11719	\$ 97.93
3343	Buy	07.10.2016 07:00:00	1.11137	0.44	07.10.2016 16:00:00	1.11715	\$ 251.24
3341	Buy	06.10.2016 18:00:00	1.11705	0.22	07.10.2016 16:00:00	1.11717	\$ -0.27
3344	Sell	10.10.2016 08:00:00	1.11908	0.12	10.10.2016 09:00:00	1.11829	\$ 8.64
3345	Sell	14.10.2016 01:00:00	1.1055	0.12	14.10.2016 03:00:00	1.10483	\$ 7.2
3346	Buy	14.10.2016 06:00:00	1.10464	0.12	18.10.2016 04:00:00	1.10172	\$ -37.38
3348	Buy	14.10.2016 19:00:00	1.09853	0.36	18.10.2016 04:00:00	1.10155	\$ 101.7
3347	Buy	14.10.2016 10:00:00	1.10205	0.24	18.10.2016 04:00:00	1.10157	\$ -16.2
3349	Sell	18.10.2016 00:00:00	1.09988	0.12	18.10.2016 16:00:00	1.09823	\$ 18.96
3350	Sell	19.10.2016 03:00:00	1.09756	0.12	19.10.2016 16:00:00	1.09678	\$ 8.52
3352	Buy	20.10.2016 04:00:00	1.09703	0.12	20.10.2016 06:00:00	1.09772	\$ 7.44
3351	Sell	20.10.2016 00:00:00	1.09728	0.12	20.10.2016 08:00:00	1.09622	\$ 11.88
3356	Sell	25.10.2016 04:00:00	1.08708	0.12	25.10.2016 16:00:00	1.08576	\$ 15
3353	Buy	21.10.2016 03:00:00	1.09306	0.12	26.10.2016 10:00:00	1.09059	\$ -32.73
3355	Buy	21.10.2016 16:00:00	1.08723	0.36	26.10.2016 10:00:00	1.09068	\$ 114.93
3354	Buy	21.10.2016 06:00:00	1.09	0.24	26.10.2016 10:00:00	1.09063	\$ 8.94
3357	Sell	26.10.2016 04:00:00	1.08791	0.12	27.10.2016 20:00:00	1.08921	\$ -15.52
3358	Sell	26.10.2016 10:00:00	1.09071	0.24	27.10.2016 20:00:00	1.08915	\$ 37.6
3360	Buy	28.10.2016 06:00:00	1.09024	0.12	28.10.2016 07:00:00	1.09088	\$ 6.84
3359	Sell	28.10.2016 04:00:00	1.09022	0.12	31.10.2016 16:00:00	1.09435	\$ -50.09
3362	Sell	28.10.2016 21:00:00	1.09847	0.36	31.10.2016 16:00:00	1.09443	\$ 143.84
3361	Sell	28.10.2016 17:00:00	1.09283	0.24	31.10.2016 16:00:00	1.09436	\$ -37.79
3367	Buy	02.11.2016 02:00:00	1.10568	0.12	02.11.2016 06:00:00	1.10657	\$ 9.84
3370	Buy	03.11.2016 11:00:00	1.11218	0.12	03.11.2016 19:00:00	1.10949	\$ -33.12
3372	Buy	03.11.2016 16:00:00	1.1066	0.36	03.11.2016 19:00:00	1.10946	\$ 100.44
3371	Buy	03.11.2016 13:00:00	1.10957	0.24	03.11.2016 19:00:00	1.1095	\$ -3.36
3363	Sell	01.11.2016 05:00:00	1.0963	0.12	07.11.2016 10:00:00	1.10591	\$ -114.32
3365	Sell	01.11.2016 15:00:00	1.10263	0.36	07.11.2016 10:00:00	1.10587	\$ -113.63
3368	Sell	02.11.2016 12:00:00	1.10847	0.6	07.11.2016 10:00:00	1.10588	\$ 158.88
3369	Sell	02.11.2016 19:00:00	1.11194	0.72	07.11.2016 10:00:00	1.10583	\$ 444.1
3366	Sell	01.11.2016 20:00:00	1.10562	0.48	07.11.2016 10:00:00	1.10598	\$ -13.27
3364	Sell	01.11.2016 12:00:00	1.0989	0.24	07.11.2016 10:00:00	1.10594	\$ -166.95
3374	Sell	07.11.2016 14:00:00	1.10635	0.12	07.11.2016 16:00:00	1.10581	\$ 5.64
3373	Buy	07.11.2016 13:00:00	1.10708	0.12	08.11.2016 10:00:00	1.10544	\$ -21.27
3375	Buy	07.11.2016 18:00:00	1.1034	0.24	08.11.2016 10:00:00	1.10547	\$ 46.5

3376	Sell	08.11.2016 08:00:00	1.1042	0.12	08.11.2016 19:00:00	1.10345	\$ 8.16
3377	Sell	09.11.2016 17:00:00	1.09504	0.12	09.11.2016 20:00:00	1.09381	\$ 13.92
3378	Sell	09.11.2016 23:00:00	1.09091	0.12	10.11.2016 12:00:00	1.08945	\$ 17.6
3379	Sell	10.11.2016 04:00:00	1.09343	0.24	10.11.2016 12:00:00	1.08946	\$ 93.6
3380	Sell	11.11.2016 00:00:00	1.08916	0.12	11.11.2016 01:00:00	1.08854	\$ 6.6
3381	Sell	14.11.2016 01:00:00	1.08389	0.12	14.11.2016 02:00:00	1.08231	\$ 18.12
3382	Buy	14.11.2016 08:00:00	1.07914	0.12	14.11.2016 13:00:00	1.07617	\$ -36.48
3383	Buy	14.11.2016 11:00:00	1.07339	0.24	14.11.2016 13:00:00	1.07618	\$ 65.28
3384	Buy	15.11.2016 01:00:00	1.07445	0.12	15.11.2016 03:00:00	1.07616	\$ 19.68
3385	Buy	15.11.2016 05:00:00	1.07498	0.12	15.11.2016 10:00:00	1.07755	\$ 30
3386	Sell	16.11.2016 00:00:00	1.07199	0.12	16.11.2016 10:00:00	1.07064	\$ 15.36
3387	Sell	16.11.2016 05:00:00	1.07577	0.24	16.11.2016 10:00:00	1.07048	\$ 125.28
3389	Buy	17.11.2016 05:00:00	1.07016	0.12	17.11.2016 10:00:00	1.07146	\$ 14.76
3388	Sell	17.11.2016 00:00:00	1.06896	0.12	17.11.2016 16:00:00	1.06882	\$ 0.84
3390	Sell	17.11.2016 10:00:00	1.07154	0.24	17.11.2016 16:00:00	1.06874	\$ 65.52
3391	Buy	18.11.2016 02:00:00	1.06219	0.12	18.11.2016 13:00:00	1.06211	\$ -1.8
3392	Buy	18.11.2016 04:00:00	1.05945	0.24	18.11.2016 13:00:00	1.06196	\$ 58.56
3393	Buy	21.11.2016 04:00:00	1.06064	0.12	21.11.2016 10:00:00	1.0632	\$ 29.88
3394	Sell	21.11.2016 09:00:00	1.06078	0.12	21.11.2016 17:00:00	1.06221	\$ -18
3395	Sell	21.11.2016 11:00:00	1.06435	0.24	21.11.2016 17:00:00	1.06219	\$ 50.16
3396	Sell	21.11.2016 23:00:00	1.06244	0.12	22.11.2016 09:00:00	1.06153	\$ 10.39
3397	Buy	23.11.2016 03:00:00	1.0625	0.12	23.11.2016 05:00:00	1.06294	\$ 4.44
3398	Sell	24.11.2016 02:00:00	1.05426	0.12	24.11.2016 04:00:00	1.05356	\$ 7.56
3399	Buy	24.11.2016 22:00:00	1.05552	0.12	25.11.2016 05:00:00	1.05634	\$ 8.25
3400	Sell	25.11.2016 21:00:00	1.05994	0.12	25.11.2016 22:00:00	1.05836	\$ 18.12
3401	Sell	28.11.2016 00:00:00	1.06105	0.12	28.11.2016 01:00:00	1.05985	\$ 13.56
3402	Sell	29.11.2016 00:00:00	1.06139	0.12	29.11.2016 05:00:00	1.0597	\$ 19.44
3403	Buy	29.11.2016 10:00:00	1.06029	0.12	29.11.2016 17:00:00	1.06017	\$ -2.28
3404	Buy	29.11.2016 16:00:00	1.0577	0.24	29.11.2016 17:00:00	1.06005	\$ 54.72
3405	Buy	30.11.2016 10:00:00	1.06233	0.12	30.11.2016 11:00:00	1.06568	\$ 39.36
3406	Sell	01.12.2016 07:00:00	1.06019	0.12	01.12.2016 17:00:00	1.05968	\$ 5.28
3407	Sell	01.12.2016 12:00:00	1.06288	0.24	01.12.2016 17:00:00	1.05971	\$ 74.4
3408	Sell	02.12.2016 03:00:00	1.06647	0.12	02.12.2016 12:00:00	1.06458	\$ 21.84
3410	Sell	06.12.2016 05:00:00	1.07636	0.12	06.12.2016 06:00:00	1.0755	\$ 9.48
3412	Sell	06.12.2016 07:00:00	1.07556	0.12	06.12.2016 09:00:00	1.07409	\$ 16.8
3409	Buy	05.12.2016 21:00:00	1.07803	0.12	06.12.2016 11:00:00	1.07711	\$ -12.63
3411	Buy	06.12.2016 06:00:00	1.07554	0.24	06.12.2016 11:00:00	1.07704	\$ 34.32
3414	Sell	07.12.2016 05:00:00	1.07194	0.12	07.12.2016 10:00:00	1.07131	\$ 6.72
3413	Buy	07.12.2016 01:00:00	1.07184	0.12	07.12.2016 11:00:00	1.07264	\$ 8.76
3415	Sell	08.12.2016 01:00:00	1.07574	0.12	08.12.2016 15:00:00	1.07529	\$ 4.56
3416	Sell	08.12.2016 11:00:00	1.0789	0.24	08.12.2016 15:00:00	1.07529	\$ 84.96
3417	Sell	09.12.2016 01:00:00	1.06132	0.12	09.12.2016 04:00:00	1.05916	\$ 25.08
3418	Sell	09.12.2016 09:00:00	1.06132	0.12	09.12.2016 14:00:00	1.05753	\$ 44.64
3419	Buy	12.12.2016 00:00:00	1.05333	0.12	12.12.2016 01:00:00	1.05466	\$ 15.12
3420	Sell	12.12.2016 02:00:00	1.05451	0.12	12.12.2016 03:00:00	1.05365	\$ 9.48
3422	Sell	13.12.2016 09:00:00	1.0643	0.12	13.12.2016 11:00:00	1.06247	\$ 21.12
3421	Buy	13.12.2016 02:00:00	1.0642	0.12	13.12.2016 17:00:00	1.06401	\$ -3.12
3423	Buy	13.12.2016 13:00:00	1.06139	0.24	13.12.2016 17:00:00	1.06408	\$ 62.88
3424	Sell	15.12.2016 11:00:00	1.05098	0.12	15.12.2016 12:00:00	1.04999	\$ 11.04
3425	Buy	16.12.2016 03:00:00	1.04237	0.12	16.12.2016 05:00:00	1.04303	\$ 7.08
3427	Buy	19.12.2016 06:00:00	1.04586	0.12	19.12.2016 08:00:00	1.04661	\$ 8.16
3426	Sell	19.12.2016 01:00:00	1.04475	0.12	19.12.2016 12:00:00	1.04481	\$ -1.56
3428	Sell	19.12.2016 09:00:00	1.0476	0.24	19.12.2016 12:00:00	1.04474	\$ 66.96
3429	Sell	20.12.2016 04:00:00	1.04102	0.12	20.12.2016 07:00:00	1.04025	\$ 8.4
3430	Buy	20.12.2016 06:00:00	1.04151	0.12	20.12.2016 19:00:00	1.03902	\$ -30.72
3432	Buy	20.12.2016 15:00:00	1.03554	0.36	20.12.2016 19:00:00	1.03899	\$ 121.68
3431	Buy	20.12.2016 09:00:00	1.03848	0.24	20.12.2016 19:00:00	1.03898	\$ 10.32
3434	Buy	22.12.2016 05:00:00	1.04402	0.12	22.12.2016 13:00:00	1.04652	\$ 29.16
3433	Sell	22.12.2016 01:00:00	1.0426	0.12	22.12.2016 16:00:00	1.04397	\$ -17.28
3435	Sell	22.12.2016 13:00:00	1.04654	0.24	22.12.2016 16:00:00	1.04391	\$ 61.44

3436	Buy	23.12.2016 03:00:00	1.04368	0.12	23.12.2016 04:00:00	1.04447	\$ 8.64
3437	Buy	23.12.2016 06:00:00	1.04447	0.12	23.12.2016 12:00:00	1.04558	\$ 12.48
3439	Buy	26.12.2016 01:40:00	1.04571	0.12	26.12.2016 09:00:00	1.04648	\$ 8.4
3440	Buy	26.12.2016 11:00:00	1.04535	0.12	26.12.2016 17:00:00	1.04625	\$ 9.96
3438	Sell	23.12.2016 23:00:00	1.04492	0.12	27.12.2016 04:00:00	1.04348	\$ 17.05
3442	Buy	27.12.2016 23:00:00	1.04552	0.12	28.12.2016 02:00:00	1.0461	\$ 5.37
3441	Sell	27.12.2016 16:00:00	1.04426	0.12	28.12.2016 11:00:00	1.04419	\$ 0.31
3443	Sell	28.12.2016 04:00:00	1.04702	0.24	28.12.2016 11:00:00	1.04411	\$ 68.16
3444	Buy	29.12.2016 01:00:00	1.0419	0.12	29.12.2016 03:00:00	1.04248	\$ 6.12
3446	Sell	02.01.2017 09:00:00	1.05137	0.12	02.01.2017 11:00:00	1.04897	\$ 27.96
3445	Buy	02.01.2017 02:00:00	1.0528	0.12	03.01.2017 07:00:00	1.04872	\$ -50.55
3448	Buy	02.01.2017 21:00:00	1.04611	0.36	03.01.2017 07:00:00	1.04885	\$ 93.87
3447	Buy	02.01.2017 11:00:00	1.049	0.24	03.01.2017 07:00:00	1.04877	\$ -8.7
3449	Sell	03.01.2017 23:00:00	1.04014	0.12	04.01.2017 03:00:00	1.03943	\$ 7.99
3450	Buy	05.01.2017 09:00:00	1.05677	0.12	05.01.2017 16:00:00	1.05304	\$ -45.6
3452	Buy	05.01.2017 13:00:00	1.04885	0.36	05.01.2017 16:00:00	1.05313	\$ 151.56
3451	Buy	05.01.2017 11:00:00	1.0516	0.24	05.01.2017 16:00:00	1.05294	\$ 30.48
3453	Sell	10.01.2017 23:00:00	1.05624	0.12	11.01.2017 00:00:00	1.05543	\$ 9.19
3454	Sell	11.01.2017 02:00:00	1.05526	0.12	11.01.2017 05:00:00	1.05472	\$ 5.64
3455	Sell	13.01.2017 05:00:00	1.06056	0.12	13.01.2017 17:00:00	1.06062	\$ -1.56
3456	Sell	13.01.2017 10:00:00	1.06322	0.24	13.01.2017 17:00:00	1.06057	\$ 61.92
3457	Sell	16.01.2017 03:00:00	1.0628	0.12	16.01.2017 04:00:00	1.06206	\$ 8.04
3458	Buy	16.01.2017 21:00:00	1.05988	0.12	17.01.2017 03:00:00	1.06057	\$ 6.69
3459	Sell	17.01.2017 04:00:00	1.06017	0.12	18.01.2017 15:00:00	1.06654	\$ -76.97
3461	Sell	17.01.2017 12:00:00	1.06782	0.36	18.01.2017 15:00:00	1.06663	\$ 41.24
3462	Sell	17.01.2017 14:00:00	1.071	0.48	18.01.2017 15:00:00	1.06663	\$ 207.63
3460	Sell	17.01.2017 07:00:00	1.06408	0.24	18.01.2017 15:00:00	1.06651	\$ -59.39
3463	Buy	19.01.2017 05:00:00	1.0638	0.12	19.01.2017 11:00:00	1.06557	\$ 20.4
3466	Buy	20.01.2017 05:00:00	1.06771	0.12	20.01.2017 06:00:00	1.0684	\$ 7.44
3464	Sell	20.01.2017 03:00:00	1.06527	0.12	20.01.2017 11:00:00	1.06635	\$ -13.8
3465	Sell	20.01.2017 04:00:00	1.0681	0.24	20.01.2017 11:00:00	1.0663	\$ 41.52
3467	Sell	23.01.2017 02:00:00	1.07132	0.12	23.01.2017 11:00:00	1.07285	\$ -19.2
3468	Sell	23.01.2017 04:00:00	1.07452	0.24	23.01.2017 11:00:00	1.07275	\$ 40.8
3469	Buy	23.01.2017 10:00:00	1.07435	0.12	24.01.2017 00:00:00	1.07641	\$ 23.13
3471	Sell	25.01.2017 09:00:00	1.07209	0.12	25.01.2017 10:00:00	1.0714	\$ 7.44
3470	Buy	25.01.2017 04:00:00	1.07295	0.12	25.01.2017 12:00:00	1.07501	\$ 23.88
3472	Buy	26.01.2017 02:00:00	1.07535	0.12	26.01.2017 03:00:00	1.07626	\$ 10.08
3473	Sell	26.01.2017 07:00:00	1.07579	0.12	26.01.2017 09:00:00	1.07421	\$ 18.12
3475	Sell	27.01.2017 06:00:00	1.06746	0.12	27.01.2017 09:00:00	1.06646	\$ 11.16
3474	Buy	27.01.2017 02:00:00	1.06836	0.12	27.01.2017 12:00:00	1.06931	\$ 10.56
3476	Sell	30.01.2017 08:00:00	1.07236	0.12	30.01.2017 10:00:00	1.06998	\$ 27.72
3477	Sell	31.01.2017 01:00:00	1.07016	0.12	31.01.2017 04:00:00	1.06936	\$ 8.76
3478	Buy	31.01.2017 03:00:00	1.06979	0.12	31.01.2017 05:00:00	1.07052	\$ 7.92
3480	Sell	01.02.2017 05:00:00	1.07965	0.12	01.02.2017 07:00:00	1.07914	\$ 5.28
3479	Buy	01.02.2017 03:00:00	1.0796	0.12	01.02.2017 13:00:00	1.08022	\$ 6.6
3481	Sell	02.02.2017 08:00:00	1.07928	0.12	02.02.2017 09:00:00	1.07816	\$ 12.6
3482	Sell	03.02.2017 01:00:00	1.07617	0.12	03.02.2017 06:00:00	1.07549	\$ 7.32
3483	Sell	03.02.2017 10:00:00	1.07577	0.12	03.02.2017 11:00:00	1.07438	\$ 15.84
3484	Buy	06.02.2017 03:00:00	1.07848	0.12	06.02.2017 22:00:00	1.07476	\$ -45.48
3486	Buy	06.02.2017 16:00:00	1.07132	0.36	06.02.2017 22:00:00	1.07483	\$ 123.84
3485	Buy	06.02.2017 10:00:00	1.07518	0.24	06.02.2017 22:00:00	1.07465	\$ -14.4
3488	Sell	07.02.2017 04:00:00	1.07293	0.12	07.02.2017 05:00:00	1.07227	\$ 7.08
3491	Sell	08.02.2017 03:00:00	1.06771	0.12	08.02.2017 09:00:00	1.06665	\$ 11.88
3487	Buy	07.02.2017 02:00:00	1.07433	0.12	08.02.2017 17:00:00	1.06998	\$ -53.79
3490	Buy	07.02.2017 10:00:00	1.06812	0.36	08.02.2017 17:00:00	1.06993	\$ 60.39
3492	Buy	08.02.2017 12:00:00	1.06451	0.48	08.02.2017 17:00:00	1.06987	\$ 253.92
3489	Buy	07.02.2017 06:00:00	1.07079	0.24	08.02.2017 17:00:00	1.07002	\$ -21.66
3493	Buy	09.02.2017 06:00:00	1.06893	0.12	09.02.2017 11:00:00	1.06995	\$ 11.4
3495	Buy	13.02.2017 06:00:00	1.06191	0.12	13.02.2017 08:00:00	1.06276	\$ 9.36
3496	Buy	13.02.2017 09:00:00	1.06318	0.12	13.02.2017 10:00:00	1.06434	\$ 13.08

3494	Sell	13.02.2017 04:00:00	1.06203	0.12	13.02.2017 15:00:00	1.06321	\$ -15
3497	Sell	13.02.2017 11:00:00	1.06481	0.24	13.02.2017 15:00:00	1.06324	\$ 36
3498	Sell	14.02.2017 02:00:00	1.05992	0.12	14.02.2017 16:00:00	1.0614	\$ -18.6
3499	Sell	14.02.2017 11:00:00	1.06303	0.24	14.02.2017 16:00:00	1.06126	\$ 40.8
3500	Sell	15.02.2017 02:00:00	1.05781	0.12	15.02.2017 03:00:00	1.05696	\$ 9.36
3504	Sell	20.02.2017 22:00:00	1.06154	0.12	21.02.2017 02:00:00	1.061	\$ 5.95
3501	Buy	17.02.2017 04:00:00	1.06713	0.12	23.02.2017 16:00:00	1.05792	\$ -115.86
3503	Buy	17.02.2017 19:00:00	1.0615	0.36	23.02.2017 16:00:00	1.05802	\$ -141.3
3506	Buy	21.02.2017 12:00:00	1.05434	0.6	23.02.2017 16:00:00	1.058	\$ 200.4
3507	Buy	22.02.2017 10:00:00	1.05074	0.72	23.02.2017 16:00:00	1.05791	\$ 497.7
3505	Buy	21.02.2017 04:00:00	1.05856	0.48	23.02.2017 16:00:00	1.05787	\$ -48.48
3502	Buy	17.02.2017 12:00:00	1.06437	0.24	23.02.2017 16:00:00	1.05784	\$ -167.4
3508	Buy	23.02.2017 23:00:00	1.05818	0.12	24.02.2017 09:00:00	1.05894	\$ 7.53
3509	Sell	27.02.2017 01:00:00	1.05602	0.12	27.02.2017 02:00:00	1.05533	\$ 7.44
3510	Sell	27.02.2017 05:00:00	1.05653	0.12	27.02.2017 21:00:00	1.05925	\$ -33.48
3512	Sell	27.02.2017 19:00:00	1.06253	0.36	27.02.2017 21:00:00	1.05922	\$ 116.64
3511	Sell	27.02.2017 16:00:00	1.05994	0.24	27.02.2017 21:00:00	1.05915	\$ 17.28
3513	Sell	28.02.2017 05:00:00	1.05852	0.12	28.02.2017 21:00:00	1.06027	\$ -21.84
3514	Sell	28.02.2017 18:00:00	1.06261	0.24	28.02.2017 21:00:00	1.06017	\$ 56.88
3515	Sell	01.03.2017 03:00:00	1.05616	0.12	01.03.2017 07:00:00	1.05527	\$ 9.84
3516	Sell	01.03.2017 10:00:00	1.05401	0.12	01.03.2017 15:00:00	1.05263	\$ 15.72
3517	Sell	02.03.2017 05:00:00	1.05298	0.12	02.03.2017 14:00:00	1.05224	\$ 8.04
3518	Buy	03.03.2017 00:00:00	1.0507	0.12	03.03.2017 03:00:00	1.05157	\$ 9.6
3519	Buy	03.03.2017 10:00:00	1.05212	0.12	03.03.2017 13:00:00	1.05353	\$ 16.08
3520	Buy	07.03.2017 01:00:00	1.05819	0.12	07.03.2017 06:00:00	1.05892	\$ 7.92
3521	Sell	07.03.2017 23:00:00	1.05702	0.12	08.03.2017 07:00:00	1.05624	\$ 8.83
3522	Sell	10.03.2017 02:00:00	1.05795	0.12	13.03.2017 16:00:00	1.06595	\$ -96.53
3524	Sell	10.03.2017 16:00:00	1.06471	0.36	13.03.2017 16:00:00	1.06587	\$ -43.36
3526	Sell	13.03.2017 10:00:00	1.07121	0.6	13.03.2017 16:00:00	1.06586	\$ 316.8
3525	Sell	10.03.2017 21:00:00	1.0681	0.48	13.03.2017 16:00:00	1.06602	\$ 97.71
3523	Sell	10.03.2017 11:00:00	1.06117	0.24	13.03.2017 16:00:00	1.06588	\$ -114.11
3527	Sell	13.03.2017 23:00:00	1.06543	0.12	14.03.2017 10:00:00	1.0645	\$ 10.63
3529	Buy	15.03.2017 03:00:00	1.06128	0.12	15.03.2017 09:00:00	1.06208	\$ 8.76
3528	Sell	15.03.2017 01:00:00	1.06076	0.12	15.03.2017 16:00:00	1.06205	\$ -16.32
3530	Sell	15.03.2017 11:00:00	1.06372	0.24	15.03.2017 16:00:00	1.06196	\$ 40.56
3531	Sell	17.03.2017 05:00:00	1.07702	0.12	17.03.2017 11:00:00	1.07532	\$ 19.56
3532	Sell	20.03.2017 03:00:00	1.07427	0.12	20.03.2017 13:00:00	1.07561	\$ -16.92
3533	Sell	20.03.2017 10:00:00	1.07694	0.24	20.03.2017 13:00:00	1.07561	\$ 30.24
3536	Buy	21.03.2017 10:00:00	1.07735	0.12	21.03.2017 11:00:00	1.07808	\$ 7.92
3538	Buy	22.03.2017 03:00:00	1.08136	0.12	22.03.2017 16:00:00	1.08019	\$ -14.88
3539	Buy	22.03.2017 12:00:00	1.07874	0.24	22.03.2017 16:00:00	1.08032	\$ 36.24
3540	Buy	23.03.2017 00:00:00	1.07985	0.12	23.03.2017 14:00:00	1.07893	\$ -11.88
3541	Buy	23.03.2017 13:00:00	1.07711	0.24	23.03.2017 14:00:00	1.07874	\$ 37.44
3534	Sell	21.03.2017 01:00:00	1.07369	0.12	24.03.2017 04:00:00	1.07675	\$ -36.02
3537	Sell	21.03.2017 12:00:00	1.0795	0.36	24.03.2017 04:00:00	1.07664	\$ 105.05
3535	Sell	21.03.2017 05:00:00	1.07657	0.24	24.03.2017 04:00:00	1.07677	\$ -3.41
3542	Buy	24.03.2017 09:00:00	1.07686	0.12	24.03.2017 12:00:00	1.07991	\$ 35.76
3543	Sell	27.03.2017 09:00:00	1.08503	0.12	28.03.2017 03:00:00	1.08613	\$ -13.73
3544	Sell	27.03.2017 15:00:00	1.08758	0.24	28.03.2017 03:00:00	1.08619	\$ 32.29
3545	Sell	28.03.2017 04:00:00	1.08556	0.12	28.03.2017 20:00:00	1.08335	\$ 25.68
3546	Buy	31.03.2017 03:00:00	1.0689	0.12	31.03.2017 12:00:00	1.06952	\$ 6.6
3547	Sell	31.03.2017 06:00:00	1.06796	0.12	31.03.2017 13:00:00	1.06703	\$ 10.32
3548	Sell	03.04.2017 07:00:00	1.06786	0.12	03.04.2017 10:00:00	1.0671	\$ 8.28
3550	Sell	03.04.2017 11:00:00	1.06672	0.12	03.04.2017 14:00:00	1.06544	\$ 14.52
3549	Buy	03.04.2017 08:00:00	1.06803	0.12	03.04.2017 23:00:00	1.06718	\$ -11.04
3551	Buy	03.04.2017 14:00:00	1.06543	0.24	03.04.2017 23:00:00	1.06732	\$ 43.68
3552	Sell	04.04.2017 00:00:00	1.06679	0.12	04.04.2017 10:00:00	1.06583	\$ 10.68
3553	Buy	04.04.2017 05:00:00	1.06695	0.12	04.04.2017 18:00:00	1.0664	\$ -7.44
3554	Buy	04.04.2017 14:00:00	1.06429	0.24	04.04.2017 18:00:00	1.0664	\$ 48.96
3555	Buy	05.04.2017 07:00:00	1.06785	0.12	05.04.2017 22:00:00	1.06658	\$ -16.08

3556	Buy	05.04.2017 20:00:00	1.06479	0.24	05.04.2017 22:00:00	1.06671	\$ 44.4
3558	Sell	06.04.2017 10:00:00	1.06772	0.12	06.04.2017 11:00:00	1.06469	\$ 35.52
3557	Buy	06.04.2017 05:00:00	1.06773	0.12	06.04.2017 13:00:00	1.06675	\$ -12.6
3559	Buy	06.04.2017 11:00:00	1.06454	0.24	06.04.2017 13:00:00	1.06661	\$ 48
3560	Sell	06.04.2017 23:00:00	1.0642	0.12	07.04.2017 11:00:00	1.06372	\$ 5.23
3561	Sell	10.04.2017 03:00:00	1.05815	0.12	10.04.2017 06:00:00	1.05768	\$ 4.8
3562	Buy	12.04.2017 00:00:00	1.06061	0.12	12.04.2017 10:00:00	1.06159	\$ 10.92
3566	Sell	13.04.2017 22:00:00	1.06138	0.12	17.04.2017 02:00:00	1.06054	\$ 9.85
3563	Buy	13.04.2017 09:00:00	1.06705	0.12	17.04.2017 17:00:00	1.06553	\$ -20.58
3565	Buy	13.04.2017 17:00:00	1.06195	0.36	17.04.2017 17:00:00	1.06541	\$ 117.54
3564	Buy	13.04.2017 11:00:00	1.06452	0.24	17.04.2017 17:00:00	1.06552	\$ 19.32
3567	Buy	18.04.2017 04:00:00	1.06431	0.12	18.04.2017 05:00:00	1.06526	\$ 10.56
3568	Buy	18.04.2017 08:00:00	1.06448	0.12	18.04.2017 11:00:00	1.06494	\$ 4.68
3569	Sell	19.04.2017 01:00:00	1.07299	0.12	19.04.2017 05:00:00	1.07239	\$ 6.36
3571	Sell	19.04.2017 09:00:00	1.0718	0.12	19.04.2017 17:00:00	1.0705	\$ 14.76
3570	Buy	19.04.2017 04:00:00	1.07266	0.12	20.04.2017 10:00:00	1.07411	\$ 14.31
3572	Sell	20.04.2017 01:00:00	1.07112	0.12	20.04.2017 21:00:00	1.07191	\$ -10.32
3574	Sell	20.04.2017 12:00:00	1.07688	0.36	20.04.2017 21:00:00	1.07179	\$ 180.72
3573	Sell	20.04.2017 10:00:00	1.07404	0.24	20.04.2017 21:00:00	1.07186	\$ 50.64
3575	Sell	21.04.2017 02:00:00	1.07149	0.12	21.04.2017 13:00:00	1.07065	\$ 9.24
3576	Sell	24.04.2017 16:00:00	1.08575	0.12	24.04.2017 19:00:00	1.08473	\$ 11.4
3579	Buy	25.04.2017 00:00:00	1.08671	0.12	25.04.2017 10:00:00	1.08821	\$ 17.16
3577	Sell	24.04.2017 20:00:00	1.08402	0.12	26.04.2017 14:00:00	1.08927	\$ -63.23
3580	Sell	25.04.2017 17:00:00	1.09008	0.36	26.04.2017 14:00:00	1.08923	\$ 29
3581	Sell	25.04.2017 18:00:00	1.0927	0.48	26.04.2017 14:00:00	1.08931	\$ 160.59
3578	Sell	24.04.2017 23:00:00	1.08687	0.24	26.04.2017 14:00:00	1.08919	\$ -56.13
3583	Sell	01.05.2017 06:00:00	1.08939	0.13	01.05.2017 09:00:00	1.08867	\$ 8.45
3582	Buy	01.05.2017 02:00:00	1.09024	0.13	01.05.2017 16:00:00	1.09176	\$ 18.85
3584	Sell	01.05.2017 11:00:00	1.08894	0.13	01.05.2017 23:00:00	1.08989	\$ -13.26
3585	Sell	01.05.2017 16:00:00	1.09172	0.26	01.05.2017 23:00:00	1.08992	\$ 44.98
3586	Buy	02.05.2017 04:00:00	1.0907	0.13	02.05.2017 07:00:00	1.09152	\$ 9.75
3587	Sell	02.05.2017 08:00:00	1.09131	0.13	02.05.2017 11:00:00	1.09085	\$ 5.07
3588	Buy	02.05.2017 23:00:00	1.09268	0.13	03.05.2017 03:00:00	1.09354	\$ 9.46
3589	Sell	03.05.2017 05:00:00	1.09341	0.13	03.05.2017 09:00:00	1.09241	\$ 12.09
3590	Sell	05.05.2017 01:00:00	1.09779	0.13	05.05.2017 10:00:00	1.09694	\$ 10.14
3591	Sell	08.05.2017 21:00:00	1.09288	0.13	09.05.2017 01:00:00	1.09223	\$ 7.87
3592	Buy	09.05.2017 00:00:00	1.09249	0.13	09.05.2017 08:00:00	1.09303	\$ 6.11
3593	Sell	09.05.2017 04:00:00	1.0925	0.13	09.05.2017 10:00:00	1.09072	\$ 22.23
3594	Buy	10.05.2017 06:00:00	1.08922	0.13	11.05.2017 06:00:00	1.08768	\$ -23.37
3595	Buy	10.05.2017 21:00:00	1.08582	0.26	11.05.2017 06:00:00	1.08766	\$ 41.15
3596	Sell	11.05.2017 00:00:00	1.08672	0.13	11.05.2017 15:00:00	1.08568	\$ 12.61
3597	Buy	12.05.2017 04:00:00	1.08649	0.13	12.05.2017 05:00:00	1.08711	\$ 7.15
3598	Sell	12.05.2017 06:00:00	1.08721	0.13	12.05.2017 10:00:00	1.08602	\$ 14.56
3602	Buy	15.05.2017 23:00:00	1.09773	0.13	16.05.2017 04:00:00	1.09825	\$ 5.04
3603	Buy	16.05.2017 05:00:00	1.09863	0.13	16.05.2017 08:00:00	1.09924	\$ 7.02
3607	Buy	17.05.2017 04:00:00	1.10969	0.13	17.05.2017 06:00:00	1.11086	\$ 14.3
3610	Buy	18.05.2017 06:00:00	1.11568	0.13	19.05.2017 10:00:00	1.11219	\$ -47.09
3612	Buy	18.05.2017 21:00:00	1.10886	0.39	19.05.2017 10:00:00	1.11228	\$ 128.21
3611	Buy	18.05.2017 10:00:00	1.11315	0.26	19.05.2017 10:00:00	1.11229	\$ -25.8
3616	Buy	22.05.2017 23:00:00	1.12374	0.13	23.05.2017 05:00:00	1.12501	\$ 14.79
3617	Buy	29.05.2017 01:00:00	1.11773	0.13	29.05.2017 02:00:00	1.11817	\$ 4.81
3599	Sell	15.05.2017 03:00:00	1.09287	0.13	30.05.2017 03:00:00	1.11291	\$ -256.44
3601	Sell	15.05.2017 17:00:00	1.09783	0.39	30.05.2017 03:00:00	1.11298	\$ -578.6
3605	Sell	16.05.2017 12:00:00	1.10456	0.65	30.05.2017 03:00:00	1.11297	\$ -527.9
3608	Sell	17.05.2017 06:00:00	1.11094	0.91	30.05.2017 03:00:00	1.11284	\$ -148.99
3613	Sell	19.05.2017 15:00:00	1.11784	1.17	30.05.2017 03:00:00	1.11292	\$ 594.41
3615	Sell	22.05.2017 16:00:00	1.12444	1.43	30.05.2017 03:00:00	1.11288	\$ 1672.36
3614	Sell	19.05.2017 21:00:00	1.12105	1.3	30.05.2017 03:00:00	1.113	\$ 1067.35
3609	Sell	17.05.2017 18:00:00	1.11473	1.04	30.05.2017 03:00:00	1.11293	\$ 214.53
3606	Sell	16.05.2017 16:00:00	1.10777	0.78	30.05.2017 03:00:00	1.11302	\$ -387

3604	Sell	16.05.2017 10:00:00	1.10145	0.52	30.05.2017 03:00:00	1.11302	\$ -586.64
3600	Sell	15.05.2017 13:00:00	1.09538	0.26	30.05.2017 03:00:00	1.113	\$ -449.96
3618	Buy	30.05.2017 01:00:00	1.11533	0.13	30.05.2017 11:00:00	1.11408	\$ -17.16
3619	Buy	30.05.2017 05:00:00	1.11229	0.26	30.05.2017 11:00:00	1.11414	\$ 46.28
3620	Sell	31.05.2017 06:00:00	1.11752	0.13	31.05.2017 09:00:00	1.11689	\$ 7.28
3622	Buy	01.06.2017 04:00:00	1.12352	0.13	01.06.2017 05:00:00	1.1247	\$ 14.43
3621	Sell	01.06.2017 02:00:00	1.1238	0.13	01.06.2017 11:00:00	1.12328	\$ 5.85
3623	Sell	02.06.2017 01:00:00	1.12129	0.13	02.06.2017 15:00:00	1.12061	\$ 7.93
3624	Buy	02.06.2017 05:00:00	1.12175	0.13	02.06.2017 16:00:00	1.12693	\$ 66.43
3625	Sell	05.06.2017 02:00:00	1.1279	0.13	05.06.2017 04:00:00	1.12726	\$ 7.41
3626	Buy	06.06.2017 00:00:00	1.12544	0.13	06.06.2017 04:00:00	1.12628	\$ 10.01
3627	Sell	06.06.2017 01:00:00	1.1255	0.13	06.06.2017 11:00:00	1.125	\$ 5.59
3628	Sell	07.06.2017 00:00:00	1.12764	0.13	07.06.2017 03:00:00	1.12704	\$ 6.89
3629	Sell	07.06.2017 04:00:00	1.12719	0.13	07.06.2017 06:00:00	1.12655	\$ 7.41
3630	Buy	07.06.2017 08:00:00	1.12643	0.13	07.06.2017 10:00:00	1.12733	\$ 10.79
3632	Sell	08.06.2017 08:00:00	1.1257	0.13	08.06.2017 12:00:00	1.12495	\$ 8.84
3636	Sell	12.06.2017 04:00:00	1.12048	0.13	12.06.2017 05:00:00	1.1198	\$ 7.93
3631	Buy	08.06.2017 02:00:00	1.12588	0.13	12.06.2017 09:00:00	1.12134	\$ -61.56
3634	Buy	09.06.2017 01:00:00	1.12049	0.39	12.06.2017 09:00:00	1.12135	\$ 28.37
3635	Buy	09.06.2017 12:00:00	1.11759	0.52	12.06.2017 09:00:00	1.12122	\$ 181.87
3633	Buy	08.06.2017 13:00:00	1.12339	0.26	12.06.2017 09:00:00	1.12126	\$ -60.45
3637	Sell	13.06.2017 06:00:00	1.11961	0.13	13.06.2017 07:00:00	1.11896	\$ 7.54
3638	Sell	14.06.2017 06:00:00	1.12132	0.13	14.06.2017 12:00:00	1.12081	\$ 5.72
3640	Buy	15.06.2017 06:00:00	1.12166	0.13	15.06.2017 07:00:00	1.12233	\$ 7.8
3639	Sell	15.06.2017 04:00:00	1.12184	0.13	15.06.2017 10:00:00	1.12113	\$ 8.32
3641	Sell	16.06.2017 03:00:00	1.11485	0.13	16.06.2017 09:00:00	1.11423	\$ 7.15
3642	Buy	16.06.2017 08:00:00	1.11436	0.13	16.06.2017 10:00:00	1.1153	\$ 11.31
3643	Sell	19.06.2017 07:00:00	1.11976	0.13	19.06.2017 15:00:00	1.11901	\$ 8.84
3644	Sell	20.06.2017 01:00:00	1.11504	0.13	20.06.2017 03:00:00	1.11446	\$ 6.63
3645	Sell	20.06.2017 09:00:00	1.11579	0.13	20.06.2017 10:00:00	1.1153	\$ 5.46
3646	Buy	20.06.2017 23:00:00	1.11263	0.13	21.06.2017 00:00:00	1.11339	\$ 8.16
3647	Sell	21.06.2017 02:00:00	1.11362	0.13	21.06.2017 09:00:00	1.11294	\$ 7.93
3648	Buy	22.06.2017 01:00:00	1.11681	0.13	22.06.2017 09:00:00	1.11759	\$ 9.23
3649	Buy	23.06.2017 06:00:00	1.11594	0.13	23.06.2017 10:00:00	1.11723	\$ 15.86
3650	Buy	27.06.2017 04:00:00	1.11853	0.13	27.06.2017 07:00:00	1.11911	\$ 6.63
3651	Sell	28.06.2017 02:00:00	1.13436	0.13	28.06.2017 03:00:00	1.13375	\$ 7.02
3652	Sell	28.06.2017 04:00:00	1.13389	0.13	28.06.2017 12:00:00	1.13609	\$ -29.51
3653	Sell	28.06.2017 11:00:00	1.13793	0.26	28.06.2017 12:00:00	1.13618	\$ 43.68
3654	Sell	29.06.2017 03:00:00	1.13787	0.13	30.06.2017 11:00:00	1.14129	\$ -45.04
3656	Sell	29.06.2017 21:00:00	1.1442	0.39	30.06.2017 11:00:00	1.14121	\$ 114.88
3655	Sell	29.06.2017 05:00:00	1.14051	0.26	30.06.2017 11:00:00	1.14119	\$ -18.83
3657	Sell	03.07.2017 02:00:00	1.14244	0.13	03.07.2017 04:00:00	1.14178	\$ 7.67
3658	Sell	04.07.2017 22:00:00	1.13495	0.13	05.07.2017 12:00:00	1.13418	\$ 9.43
3659	Buy	06.07.2017 03:00:00	1.13462	0.13	06.07.2017 11:00:00	1.13526	\$ 7.41
3661	Buy	06.07.2017 12:00:00	1.13491	0.13	06.07.2017 13:00:00	1.13642	\$ 18.72
3665	Buy	07.07.2017 01:00:00	1.14235	0.13	10.07.2017 11:00:00	1.14163	\$ -11.08
3666	Buy	07.07.2017 17:00:00	1.13979	0.26	10.07.2017 11:00:00	1.14165	\$ 44.91
3660	Sell	06.07.2017 06:00:00	1.13378	0.13	10.07.2017 13:00:00	1.13857	\$ -62.51
3663	Sell	06.07.2017 16:00:00	1.1391	0.39	10.07.2017 13:00:00	1.1385	\$ 22.67
3664	Sell	06.07.2017 20:00:00	1.14189	0.52	10.07.2017 13:00:00	1.13855	\$ 172.7
3662	Sell	06.07.2017 13:00:00	1.13643	0.26	10.07.2017 13:00:00	1.13856	\$ -55.87
3668	Sell	11.07.2017 00:00:00	1.13994	0.13	11.07.2017 05:00:00	1.13937	\$ 6.5
3667	Buy	10.07.2017 23:00:00	1.14001	0.13	11.07.2017 17:00:00	1.14084	\$ 9.07
3669	Buy	12.07.2017 05:00:00	1.14712	0.13	12.07.2017 06:00:00	1.14809	\$ 11.7
3670	Sell	13.07.2017 03:00:00	1.14178	0.13	13.07.2017 11:00:00	1.14214	\$ -5.59
3671	Sell	13.07.2017 09:00:00	1.14464	0.26	13.07.2017 11:00:00	1.1422	\$ 61.62
3674	Buy	17.07.2017 03:00:00	1.14751	0.13	17.07.2017 13:00:00	1.146	\$ -20.54
3675	Buy	17.07.2017 11:00:00	1.14401	0.26	17.07.2017 13:00:00	1.1459	\$ 47.32
3676	Buy	18.07.2017 02:00:00	1.14775	0.13	18.07.2017 04:00:00	1.14853	\$ 9.23
3679	Buy	19.07.2017 23:00:00	1.15171	0.13	20.07.2017 02:00:00	1.15276	\$ 10.3

3672	Sell	14.07.2017 01:00:00	1.14003	0.13	20.07.2017 07:00:00	1.15061	\$ -136.45
3677	Sell	18.07.2017 05:00:00	1.15285	0.39	20.07.2017 07:00:00	1.15059	\$ 89.4
3678	Sell	18.07.2017 14:00:00	1.15572	0.52	20.07.2017 07:00:00	1.15059	\$ 268.44
3673	Sell	14.07.2017 16:00:00	1.14625	0.26	20.07.2017 07:00:00	1.15065	\$ -112.23
3680	Buy	21.07.2017 06:00:00	1.16253	0.13	21.07.2017 09:00:00	1.16408	\$ 19.24
3681	Sell	24.07.2017 00:01:00	1.1664	0.13	24.07.2017 10:00:00	1.16456	\$ 23.01
3684	Sell	24.07.2017 22:00:00	1.16427	0.13	25.07.2017 01:00:00	1.16372	\$ 6.57
3682	Buy	24.07.2017 03:00:00	1.16803	0.13	25.07.2017 15:00:00	1.16678	\$ -17.97
3683	Buy	24.07.2017 10:00:00	1.16467	0.26	25.07.2017 15:00:00	1.16664	\$ 47.77
3685	Sell	25.07.2017 03:00:00	1.16374	0.13	25.07.2017 18:00:00	1.16602	\$ -30.55
3687	Sell	25.07.2017 16:00:00	1.16888	0.39	25.07.2017 18:00:00	1.16619	\$ 102.18
3686	Sell	25.07.2017 09:00:00	1.16636	0.26	25.07.2017 18:00:00	1.16614	\$ 3.9
3693	Buy	02.08.2017 04:00:00	1.1814	0.13	02.08.2017 08:00:00	1.18257	\$ 14.3
3688	Sell	28.07.2017 01:00:00	1.16757	0.13	04.08.2017 17:00:00	1.17935	\$ -151.72
3690	Sell	28.07.2017 18:00:00	1.17476	0.39	04.08.2017 17:00:00	1.17939	\$ -176.31
3692	Sell	31.07.2017 19:00:00	1.18247	0.65	04.08.2017 17:00:00	1.1793	\$ 211.48
3695	Sell	02.08.2017 21:00:00	1.18829	0.91	04.08.2017 17:00:00	1.17938	\$ 813.76
3694	Sell	02.08.2017 12:00:00	1.18541	0.78	04.08.2017 17:00:00	1.17944	\$ 468.19
3691	Sell	31.07.2017 18:00:00	1.17894	0.52	04.08.2017 17:00:00	1.17933	\$ -15.93
3689	Sell	28.07.2017 12:00:00	1.17049	0.26	04.08.2017 17:00:00	1.17936	\$ -227.78
3696	Buy	04.08.2017 07:00:00	1.188	0.13	07.08.2017 11:00:00	1.18104	\$ -92.2
3698	Buy	04.08.2017 17:00:00	1.17933	0.39	07.08.2017 11:00:00	1.18104	\$ 61.52
3699	Buy	04.08.2017 18:00:00	1.17505	0.52	07.08.2017 11:00:00	1.181	\$ 302.51
3697	Buy	04.08.2017 16:00:00	1.18296	0.26	07.08.2017 11:00:00	1.18105	\$ -53.1
3700	Sell	07.08.2017 10:00:00	1.17838	0.13	07.08.2017 16:00:00	1.17876	\$ -5.85
3701	Sell	07.08.2017 11:00:00	1.18096	0.26	07.08.2017 16:00:00	1.17861	\$ 59.28
3702	Sell	07.08.2017 21:00:00	1.17903	0.13	08.08.2017 18:00:00	1.17398	\$ 65.07
3703	Sell	08.08.2017 05:00:00	1.18155	0.26	08.08.2017 18:00:00	1.17386	\$ 198.12
3704	Buy	09.08.2017 10:00:00	1.17444	0.13	09.08.2017 18:00:00	1.17431	\$ -2.6
3705	Buy	09.08.2017 17:00:00	1.17126	0.26	09.08.2017 18:00:00	1.17434	\$ 78.26
3706	Buy	10.08.2017 03:00:00	1.17642	0.13	10.08.2017 16:00:00	1.17417	\$ -30.16
3708	Buy	10.08.2017 13:00:00	1.1712	0.39	10.08.2017 16:00:00	1.17412	\$ 111.15
3707	Buy	10.08.2017 07:00:00	1.17396	0.26	10.08.2017 16:00:00	1.1741	\$ 1.82
3709	Buy	11.08.2017 07:00:00	1.17757	0.13	11.08.2017 16:00:00	1.18167	\$ 52.39
3710	Buy	14.08.2017 04:00:00	1.18197	0.13	14.08.2017 05:00:00	1.18305	\$ 13.13
3711	Buy	14.08.2017 06:00:00	1.18282	0.13	16.08.2017 22:00:00	1.17694	\$ -78.97
3713	Buy	14.08.2017 21:00:00	1.17733	0.39	16.08.2017 22:00:00	1.17675	\$ -30.23
3715	Buy	15.08.2017 16:00:00	1.16912	0.65	16.08.2017 22:00:00	1.1769	\$ 497.09
3714	Buy	15.08.2017 10:00:00	1.17423	0.52	16.08.2017 22:00:00	1.17692	\$ 132.99
3712	Buy	14.08.2017 13:00:00	1.17987	0.26	16.08.2017 22:00:00	1.1769	\$ -82.29
3717	Sell	17.08.2017 03:00:00	1.17736	0.13	17.08.2017 04:00:00	1.17681	\$ 6.24
3716	Buy	17.08.2017 02:00:00	1.17772	0.13	17.08.2017 05:00:00	1.1788	\$ 13.13
3718	Buy	17.08.2017 06:00:00	1.17826	0.13	17.08.2017 18:00:00	1.17442	\$ -50.83
3720	Buy	17.08.2017 13:00:00	1.17063	0.39	17.08.2017 18:00:00	1.17454	\$ 149.76
3719	Buy	17.08.2017 11:00:00	1.17561	0.26	17.08.2017 18:00:00	1.17456	\$ -29.12
3721	Sell	18.08.2017 01:00:00	1.17248	0.13	18.08.2017 03:00:00	1.1716	\$ 10.53
3722	Sell	21.08.2017 02:00:00	1.17533	0.13	21.08.2017 09:00:00	1.17454	\$ 9.36
3726	Buy	24.08.2017 00:00:00	1.18076	0.13	24.08.2017 03:00:00	1.18158	\$ 9.75
3723	Sell	23.08.2017 04:00:00	1.17502	0.13	24.08.2017 12:00:00	1.17864	\$ -46.97
3725	Sell	23.08.2017 18:00:00	1.18156	0.39	24.08.2017 12:00:00	1.17864	\$ 114.15
3724	Sell	23.08.2017 11:00:00	1.17816	0.26	24.08.2017 12:00:00	1.17869	\$ -13.6
3727	Sell	25.08.2017 01:00:00	1.18007	0.13	25.08.2017 05:00:00	1.17903	\$ 12.61
3728	Sell	28.08.2017 05:00:00	1.19267	0.13	28.08.2017 08:00:00	1.19212	\$ 6.24
3729	Buy	29.08.2017 07:00:00	1.19685	0.13	29.08.2017 08:00:00	1.1974	\$ 6.24
3730	Buy	29.08.2017 09:00:00	1.19817	0.13	29.08.2017 10:00:00	1.20172	\$ 45.24
3731	Sell	30.08.2017 03:00:00	1.19703	0.13	30.08.2017 09:00:00	1.19661	\$ 4.55
3732	Buy	31.08.2017 03:00:00	1.18905	0.13	31.08.2017 12:00:00	1.18958	\$ 5.98
3733	Buy	01.09.2017 03:00:00	1.19105	0.13	01.09.2017 14:00:00	1.19149	\$ 4.81
3734	Buy	01.09.2017 10:00:00	1.18863	0.26	01.09.2017 14:00:00	1.19141	\$ 70.46
3735	Buy	04.09.2017 02:00:00	1.18794	0.13	04.09.2017 09:00:00	1.18858	\$ 7.41

3736	Sell	04.09.2017 08:00:00	1.18808	0.13	04.09.2017 16:00:00	1.18968	\$ -21.71
3737	Sell	04.09.2017 12:00:00	1.1918	0.26	04.09.2017 16:00:00	1.1898	\$ 50.18
3738	Sell	04.09.2017 23:00:00	1.1897	0.13	05.09.2017 11:00:00	1.18786	\$ 23.34
3739	Buy	06.09.2017 07:00:00	1.19115	0.13	06.09.2017 09:00:00	1.19261	\$ 18.07
3740	Sell	07.09.2017 00:00:00	1.19159	0.13	11.09.2017 04:00:00	1.20131	\$ -126.6
3742	Sell	07.09.2017 13:00:00	1.19794	0.39	11.09.2017 04:00:00	1.20127	\$ -130.6
3744	Sell	08.09.2017 06:00:00	1.2072	0.65	11.09.2017 04:00:00	1.20115	\$ 390.36
3743	Sell	07.09.2017 16:00:00	1.20416	0.52	11.09.2017 04:00:00	1.20122	\$ 151.9
3741	Sell	07.09.2017 11:00:00	1.19534	0.26	11.09.2017 04:00:00	1.20129	\$ -155.19
3745	Buy	11.09.2017 07:00:00	1.20133	0.13	11.09.2017 12:00:00	1.20218	\$ 10.14
3746	Sell	11.09.2017 08:00:00	1.20071	0.13	11.09.2017 15:00:00	1.19976	\$ 11.44
3747	Buy	12.09.2017 00:00:00	1.19518	0.13	12.09.2017 02:00:00	1.19618	\$ 12.09
3748	Sell	12.09.2017 01:00:00	1.19549	0.13	12.09.2017 04:00:00	1.1948	\$ 8.06
3749	Buy	12.09.2017 05:00:00	1.19548	0.13	12.09.2017 06:00:00	1.19622	\$ 8.71
3750	Buy	13.09.2017 02:00:00	1.19718	0.13	13.09.2017 05:00:00	1.1985	\$ 16.25
3751	Sell	14.09.2017 07:00:00	1.18748	0.13	14.09.2017 17:00:00	1.18837	\$ -12.48
3752	Sell	14.09.2017 11:00:00	1.19052	0.26	14.09.2017 17:00:00	1.18835	\$ 54.6
3753	Sell	18.09.2017 03:00:00	1.19386	0.13	18.09.2017 11:00:00	1.19255	\$ 16.12
3754	Buy	19.09.2017 00:00:00	1.19561	0.13	19.09.2017 04:00:00	1.19645	\$ 10.01
3756	Buy	20.09.2017 10:00:00	1.19997	0.13	20.09.2017 12:00:00	1.20072	\$ 8.84
3755	Sell	20.09.2017 03:00:00	1.19917	0.13	20.09.2017 22:00:00	1.18903	\$ 130.91
3757	Buy	21.09.2017 11:00:00	1.19033	0.13	21.09.2017 12:00:00	1.19134	\$ 12.22
3758	Buy	21.09.2017 23:00:00	1.19319	0.13	22.09.2017 00:00:00	1.19416	\$ 10.89
3759	Sell	22.09.2017 04:00:00	1.19405	0.13	22.09.2017 14:00:00	1.19656	\$ -33.54
3761	Sell	22.09.2017 13:00:00	1.19957	0.39	22.09.2017 14:00:00	1.19668	\$ 109.98
3760	Sell	22.09.2017 09:00:00	1.19685	0.26	22.09.2017 14:00:00	1.19656	\$ 5.72
3762	Sell	25.09.2017 00:00:00	1.18959	0.13	25.09.2017 12:00:00	1.1905	\$ -12.74
3763	Sell	25.09.2017 02:00:00	1.19212	0.26	25.09.2017 12:00:00	1.19062	\$ 37.18
3764	Sell	26.09.2017 00:00:00	1.18483	0.14	26.09.2017 09:00:00	1.18405	\$ 9.94
3765	Sell	27.09.2017 01:00:00	1.17916	0.14	27.09.2017 03:00:00	1.17835	\$ 10.36
3766	Buy	27.09.2017 06:00:00	1.17884	0.14	27.09.2017 20:00:00	1.17532	\$ -50.26
3768	Buy	27.09.2017 16:00:00	1.17212	0.42	27.09.2017 20:00:00	1.17523	\$ 127.68
3767	Buy	27.09.2017 10:00:00	1.17594	0.28	27.09.2017 20:00:00	1.17514	\$ -24.36
3769	Sell	28.09.2017 02:00:00	1.17416	0.14	28.09.2017 07:00:00	1.17307	\$ 14.28
3770	Buy	28.09.2017 05:00:00	1.1739	0.14	28.09.2017 11:00:00	1.1752	\$ 17.22
3772	Buy	29.09.2017 03:00:00	1.17822	0.14	29.09.2017 10:00:00	1.17952	\$ 17.22
3771	Sell	28.09.2017 23:00:00	1.17789	0.14	29.09.2017 17:00:00	1.17955	\$ -23.86
3773	Sell	29.09.2017 14:00:00	1.18118	0.28	29.09.2017 17:00:00	1.17965	\$ 40.88
3774	Sell	02.10.2017 03:00:00	1.18084	0.14	02.10.2017 04:00:00	1.17906	\$ 23.94
3775	Sell	02.10.2017 06:00:00	1.17763	0.14	02.10.2017 09:00:00	1.17639	\$ 16.38
3777	Sell	03.10.2017 04:00:00	1.17199	0.14	03.10.2017 05:00:00	1.17062	\$ 18.2
3776	Buy	03.10.2017 02:00:00	1.17381	0.14	03.10.2017 10:00:00	1.17239	\$ -20.86
3778	Buy	03.10.2017 05:00:00	1.17053	0.28	03.10.2017 10:00:00	1.17239	\$ 50.12
3779	Buy	04.10.2017 00:00:00	1.17453	0.14	04.10.2017 04:00:00	1.17737	\$ 38.78
3785	Buy	12.10.2017 02:00:00	1.18624	0.14	12.10.2017 05:00:00	1.18694	\$ 8.82
3780	Sell	10.10.2017 00:00:00	1.17394	0.14	13.10.2017 15:00:00	1.1806	\$ -92.43
3782	Sell	10.10.2017 17:00:00	1.18028	0.42	13.10.2017 15:00:00	1.1807	\$ -15.2
3784	Sell	11.10.2017 23:00:00	1.18666	0.7	13.10.2017 15:00:00	1.18066	\$ 422.27
3783	Sell	11.10.2017 15:00:00	1.18297	0.56	13.10.2017 15:00:00	1.18063	\$ 132.85
3781	Sell	10.10.2017 05:00:00	1.17768	0.28	13.10.2017 15:00:00	1.18061	\$ -80.42
3786	Buy	12.10.2017 09:00:00	1.18786	0.14	13.10.2017 16:00:00	1.18568	\$ -32.38
3788	Buy	13.10.2017 14:00:00	1.18265	0.42	13.10.2017 16:00:00	1.18556	\$ 119.28
3787	Buy	12.10.2017 13:00:00	1.1852	0.28	13.10.2017 16:00:00	1.18559	\$ 7.21
3789	Buy	16.10.2017 05:00:00	1.18023	0.14	16.10.2017 06:00:00	1.18067	\$ 5.18
3790	Sell	16.10.2017 23:00:00	1.17922	0.14	17.10.2017 04:00:00	1.1787	\$ 6.66
3791	Buy	17.10.2017 06:00:00	1.17846	0.14	17.10.2017 11:00:00	1.17733	\$ -16.8
3792	Buy	17.10.2017 10:00:00	1.17574	0.28	17.10.2017 11:00:00	1.1773	\$ 41.72
3793	Buy	18.10.2017 00:00:00	1.17657	0.14	18.10.2017 03:00:00	1.17713	\$ 6.86
3794	Buy	18.10.2017 05:00:00	1.17702	0.14	18.10.2017 16:00:00	1.17641	\$ -9.52
3795	Buy	18.10.2017 13:00:00	1.17431	0.28	18.10.2017 16:00:00	1.17654	\$ 60.48

3796	Buy	18.10.2017 23:00:00	1.17932	0.14	19.10.2017 04:00:00	1.18106	\$ 20.75
3797	Sell	19.10.2017 01:00:00	1.17922	0.14	20.10.2017 05:00:00	1.18232	\$ -44.02
3799	Sell	19.10.2017 18:00:00	1.1852	0.42	20.10.2017 05:00:00	1.18226	\$ 121.62
3798	Sell	19.10.2017 10:00:00	1.18209	0.28	20.10.2017 05:00:00	1.18235	\$ -8.52
3800	Sell	20.10.2017 23:00:00	1.17732	0.14	23.10.2017 00:00:00	1.17662	\$ 9.18
3801	Buy	23.10.2017 05:00:00	1.17655	0.14	23.10.2017 09:00:00	1.17719	\$ 7.98
3802	Sell	23.10.2017 10:00:00	1.17602	0.14	23.10.2017 12:00:00	1.1746	\$ 18.9
3803	Buy	24.10.2017 08:00:00	1.17624	0.14	24.10.2017 22:00:00	1.1785	\$ 30.66
3804	Buy	25.10.2017 09:00:00	1.17655	0.14	25.10.2017 14:00:00	1.17755	\$ 13.02
3805	Sell	26.10.2017 04:00:00	1.18168	0.14	26.10.2017 13:00:00	1.18084	\$ 10.78
3806	Sell	27.10.2017 03:00:00	1.16368	0.14	27.10.2017 04:00:00	1.1631	\$ 7.14
3808	Buy	27.10.2017 08:00:00	1.16357	0.14	27.10.2017 09:00:00	1.1644	\$ 10.64
3807	Sell	27.10.2017 05:00:00	1.16319	0.14	27.10.2017 10:00:00	1.16228	\$ 11.76
3809	Sell	30.10.2017 03:00:00	1.16054	0.14	30.10.2017 16:00:00	1.1615	\$ -14.42
3810	Sell	30.10.2017 12:00:00	1.16329	0.28	30.10.2017 16:00:00	1.16148	\$ 48.72
3811	Sell	31.10.2017 03:00:00	1.16503	0.14	31.10.2017 05:00:00	1.16356	\$ 19.6
3812	Sell	31.10.2017 07:00:00	1.16361	0.14	31.10.2017 08:00:00	1.16258	\$ 13.44
3813	Buy	31.10.2017 10:00:00	1.1643	0.14	31.10.2017 19:00:00	1.16486	\$ 6.86
3815	Buy	01.11.2017 09:00:00	1.16296	0.14	01.11.2017 10:00:00	1.16408	\$ 14.7
3814	Sell	01.11.2017 06:00:00	1.16323	0.14	01.11.2017 16:00:00	1.16185	\$ 18.34
3816	Buy	02.11.2017 06:00:00	1.1653	0.14	02.11.2017 18:00:00	1.16632	\$ 13.3
3818	Buy	03.11.2017 07:00:00	1.16579	0.14	03.11.2017 09:00:00	1.16653	\$ 9.38
3817	Sell	03.11.2017 03:00:00	1.16586	0.14	03.11.2017 11:00:00	1.16474	\$ 14.7
3820	Sell	07.11.2017 00:00:00	1.16094	0.14	07.11.2017 09:00:00	1.16021	\$ 9.24
3819	Buy	06.11.2017 23:00:00	1.16097	0.14	07.11.2017 22:00:00	1.15878	\$ -32.52
3821	Buy	07.11.2017 11:00:00	1.15654	0.28	07.11.2017 22:00:00	1.15873	\$ 59.36
3822	Buy	08.11.2017 10:00:00	1.15953	0.14	08.11.2017 13:00:00	1.16028	\$ 9.52
3823	Buy	09.11.2017 00:00:00	1.15964	0.14	09.11.2017 08:00:00	1.16019	\$ 6.72
3824	Sell	10.11.2017 03:00:00	1.16519	0.14	10.11.2017 04:00:00	1.16455	\$ 7.98
3825	Sell	10.11.2017 09:00:00	1.16484	0.14	10.11.2017 10:00:00	1.16326	\$ 21.14
3826	Sell	10.11.2017 22:00:00	1.16665	0.14	13.11.2017 00:00:00	1.16593	\$ 9.46
3827	Sell	14.11.2017 02:00:00	1.16641	0.14	16.11.2017 01:00:00	1.17696	\$ -147.25
3829	Sell	14.11.2017 12:00:00	1.17174	0.42	16.11.2017 01:00:00	1.17695	\$ -217.46
3831	Sell	14.11.2017 20:00:00	1.17807	0.7	16.11.2017 01:00:00	1.17697	\$ 79.27
3833	Sell	15.11.2017 11:00:00	1.18386	0.98	16.11.2017 01:00:00	1.17708	\$ 665.11
3832	Sell	15.11.2017 10:00:00	1.18104	0.84	16.11.2017 01:00:00	1.17706	\$ 334.89
3830	Sell	14.11.2017 15:00:00	1.17465	0.56	16.11.2017 01:00:00	1.17698	\$ -128.67
3828	Sell	14.11.2017 10:00:00	1.16886	0.28	16.11.2017 01:00:00	1.17693	\$ -225.05
3834	Buy	16.11.2017 03:00:00	1.17816	0.14	16.11.2017 04:00:00	1.17866	\$ 6.02
3835	Sell	17.11.2017 23:00:00	1.17941	0.14	20.11.2017 00:00:00	1.17893	\$ 6.1
3836	Buy	20.11.2017 23:00:00	1.17299	0.14	21.11.2017 02:00:00	1.17381	\$ 9.62
3837	Sell	21.11.2017 04:00:00	1.17339	0.14	21.11.2017 12:00:00	1.17298	\$ 4.76
3839	Buy	22.11.2017 03:00:00	1.17401	0.14	22.11.2017 09:00:00	1.17512	\$ 14.56
3838	Sell	22.11.2017 01:00:00	1.17342	0.14	22.11.2017 13:00:00	1.17503	\$ -23.52
3840	Sell	22.11.2017 11:00:00	1.17685	0.28	22.11.2017 13:00:00	1.17493	\$ 51.8
3841	Sell	23.11.2017 05:00:00	1.18203	0.14	27.11.2017 20:00:00	1.19019	\$ -114.5
3843	Sell	24.11.2017 15:00:00	1.18742	0.42	27.11.2017 20:00:00	1.19032	\$ -123.66
3845	Sell	27.11.2017 16:00:00	1.1959	0.7	27.11.2017 20:00:00	1.19018	\$ 395.5
3844	Sell	24.11.2017 17:00:00	1.19185	0.56	27.11.2017 20:00:00	1.19036	\$ 80.95
3842	Sell	23.11.2017 13:00:00	1.18466	0.28	27.11.2017 20:00:00	1.19021	\$ -155.93
3846	Buy	28.11.2017 00:00:00	1.18993	0.14	28.11.2017 03:00:00	1.19075	\$ 10.5
3847	Sell	28.11.2017 02:00:00	1.19046	0.14	28.11.2017 10:00:00	1.18885	\$ 21.56
3848	Buy	29.11.2017 05:00:00	1.18493	0.14	29.11.2017 09:00:00	1.18591	\$ 12.74
3850	Buy	30.11.2017 04:00:00	1.18605	0.14	30.11.2017 05:00:00	1.1867	\$ 8.12
3849	Sell	29.11.2017 23:00:00	1.18502	0.14	30.11.2017 12:00:00	1.18326	\$ 24.74
3851	Buy	01.12.2017 08:00:00	1.19266	0.14	01.12.2017 19:00:00	1.19068	\$ -28.7
3853	Buy	01.12.2017 17:00:00	1.18608	0.42	01.12.2017 19:00:00	1.19065	\$ 189
3852	Buy	01.12.2017 13:00:00	1.18901	0.28	01.12.2017 19:00:00	1.19078	\$ 47.6
3854	Sell	04.12.2017 02:00:00	1.18556	0.14	04.12.2017 10:00:00	1.18499	\$ 7
3855	Buy	04.12.2017 06:00:00	1.18719	0.14	05.12.2017 00:00:00	1.18647	\$ -11.94

3856	Buy	04.12.2017 16:00:00	1.18463	0.28	05.12.2017 00:00:00	1.18663	\$ 52.29
3857	Buy	05.12.2017 09:00:00	1.18675	0.14	06.12.2017 06:00:00	1.18419	\$ -37.7
3859	Buy	05.12.2017 20:00:00	1.18069	0.42	06.12.2017 06:00:00	1.1843	\$ 146.06
3858	Buy	05.12.2017 16:00:00	1.18347	0.28	06.12.2017 06:00:00	1.18416	\$ 15.61
3860	Sell	06.12.2017 22:00:00	1.17905	0.14	07.12.2017 13:00:00	1.17805	\$ 14.1
3861	Sell	08.12.2017 01:00:00	1.1776	0.14	08.12.2017 03:00:00	1.17678	\$ 10.5
3862	Buy	08.12.2017 06:00:00	1.17674	0.14	08.12.2017 16:00:00	1.17623	\$ -8.12
3863	Buy	08.12.2017 11:00:00	1.17352	0.28	08.12.2017 16:00:00	1.17625	\$ 74.48
3864	Buy	11.12.2017 04:00:00	1.17776	0.14	11.12.2017 11:00:00	1.17937	\$ 21.56
3865	Sell	12.12.2017 04:00:00	1.17688	0.14	12.12.2017 16:00:00	1.17514	\$ 23.38
3866	Buy	13.12.2017 00:00:00	1.17419	0.14	13.12.2017 03:00:00	1.17474	\$ 6.72
3868	Sell	13.12.2017 07:00:00	1.17545	0.14	13.12.2017 10:00:00	1.17381	\$ 21.98
3867	Buy	13.12.2017 06:00:00	1.1759	0.14	13.12.2017 21:00:00	1.17741	\$ 20.16
3872	Sell	15.12.2017 10:00:00	1.17921	0.14	15.12.2017 11:00:00	1.17841	\$ 10.22
3869	Buy	14.12.2017 06:00:00	1.18356	0.14	15.12.2017 13:00:00	1.18051	\$ -44.55
3871	Buy	14.12.2017 19:00:00	1.17776	0.42	15.12.2017 13:00:00	1.18053	\$ 110.78
3870	Buy	14.12.2017 17:00:00	1.18028	0.28	15.12.2017 13:00:00	1.18053	\$ 3.29
3873	Buy	18.12.2017 05:00:00	1.17562	0.14	18.12.2017 06:00:00	1.1764	\$ 9.94
3878	Buy	22.12.2017 08:00:00	1.18504	0.14	22.12.2017 09:00:00	1.18555	\$ 6.16
3879	Buy	26.12.2017 06:00:00	1.18702	0.14	26.12.2017 17:00:00	1.18768	\$ 8.26
3880	Buy	27.12.2017 04:00:00	1.18599	0.14	27.12.2017 07:00:00	1.18734	\$ 17.92
3882	Buy	28.12.2017 04:00:00	1.19056	0.14	28.12.2017 07:00:00	1.1918	\$ 16.38
3885	Buy	29.12.2017 10:00:00	1.19519	0.14	29.12.2017 11:00:00	1.19665	\$ 19.46
3874	Sell	18.12.2017 08:00:00	1.17597	0.14	08.01.2018 21:00:00	1.19628	\$ -277.79
3876	Sell	19.12.2017 15:00:00	1.18289	0.42	08.01.2018 21:00:00	1.19622	\$ -541.3
3881	Sell	27.12.2017 12:00:00	1.18873	0.7	08.01.2018 21:00:00	1.19634	\$ -516.1
3884	Sell	28.12.2017 16:00:00	1.19463	0.98	08.01.2018 21:00:00	1.19621	\$ -139.12
3887	Sell	29.12.2017 18:00:00	1.201	1.26	08.01.2018 21:00:00	1.19616	\$ 626.82
3889	Sell	02.01.2018 12:00:00	1.20697	1.54	08.01.2018 21:00:00	1.19625	\$ 1663.75
3888	Sell	02.01.2018 10:00:00	1.20368	1.4	08.01.2018 21:00:00	1.19627	\$ 1049.1
3886	Sell	29.12.2017 12:00:00	1.19813	1.12	08.01.2018 21:00:00	1.19614	\$ 237.98
3883	Sell	28.12.2017 07:00:00	1.1918	0.84	08.01.2018 21:00:00	1.19616	\$ -352.77
3877	Sell	20.12.2017 17:00:00	1.18589	0.56	08.01.2018 21:00:00	1.19626	\$ -557.4
3875	Sell	18.12.2017 11:00:00	1.17898	0.28	08.01.2018 21:00:00	1.1962	\$ -469.07
3890	Sell	09.01.2018 00:00:00	1.19668	0.14	09.01.2018 09:00:00	1.19559	\$ 14.28
3891	Buy	09.01.2018 22:00:00	1.19315	0.14	09.01.2018 23:00:00	1.19373	\$ 7.14
3892	Buy	10.01.2018 01:00:00	1.19357	0.14	10.01.2018 04:00:00	1.19452	\$ 12.32
3893	Sell	10.01.2018 02:00:00	1.19277	0.14	10.01.2018 19:00:00	1.19585	\$ -44.1
3894	Sell	10.01.2018 13:00:00	1.19945	0.28	10.01.2018 19:00:00	1.19571	\$ 102.76
3895	Sell	10.01.2018 23:00:00	1.19563	0.14	11.01.2018 00:00:00	1.19475	\$ 12.42
3896	Buy	11.01.2018 03:00:00	1.19598	0.14	11.01.2018 05:00:00	1.19663	\$ 8.12
3904	Buy	16.01.2018 22:00:00	1.22718	0.14	17.01.2018 03:00:00	1.23034	\$ 42.39
3897	Sell	12.01.2018 08:00:00	1.20445	0.14	17.01.2018 14:00:00	1.22082	\$ -229.08
3899	Sell	12.01.2018 17:00:00	1.21368	0.42	17.01.2018 14:00:00	1.22069	\$ -294.13
3901	Sell	12.01.2018 23:00:00	1.21876	0.7	17.01.2018 14:00:00	1.22075	\$ -138.82
3903	Sell	15.01.2018 12:00:00	1.22597	0.98	17.01.2018 14:00:00	1.22066	\$ 518.54
3905	Sell	17.01.2018 03:00:00	1.23025	1.12	17.01.2018 14:00:00	1.22066	\$ 1066.24
3902	Sell	15.01.2018 08:00:00	1.22234	0.84	17.01.2018 14:00:00	1.22082	\$ 126.1
3900	Sell	12.01.2018 21:00:00	1.21613	0.56	17.01.2018 14:00:00	1.2208	\$ -261.14
3898	Sell	12.01.2018 11:00:00	1.21122	0.28	17.01.2018 14:00:00	1.22067	\$ -264.41
3906	Sell	17.01.2018 16:00:00	1.22199	0.14	17.01.2018 23:00:00	1.22127	\$ 9.1
3907	Sell	17.01.2018 20:00:00	1.22526	0.28	17.01.2018 23:00:00	1.22137	\$ 106.96
3909	Buy	18.01.2018 11:00:00	1.22038	0.14	18.01.2018 12:00:00	1.22141	\$ 13.44
3908	Sell	18.01.2018 07:00:00	1.21942	0.14	18.01.2018 20:00:00	1.22279	\$ -48.16
3911	Sell	18.01.2018 17:00:00	1.22604	0.42	18.01.2018 20:00:00	1.22282	\$ 132.3
3910	Sell	18.01.2018 13:00:00	1.22286	0.28	18.01.2018 20:00:00	1.22278	\$ 0.28
3912	Sell	19.01.2018 03:00:00	1.2236	0.14	19.01.2018 16:00:00	1.22444	\$ -12.74
3913	Sell	19.01.2018 06:00:00	1.22677	0.28	19.01.2018 16:00:00	1.22432	\$ 66.64
3914	Buy	23.01.2018 02:00:00	1.2257	0.14	23.01.2018 03:00:00	1.22681	\$ 14.56
3915	Buy	24.01.2018 02:00:00	1.23094	0.14	24.01.2018 07:00:00	1.23223	\$ 17.08

3916	Sell	24.01.2018 23:00:00	1.23989	0.14	25.01.2018 02:00:00	1.23924	\$ 9.2
3917	Buy	25.01.2018 04:00:00	1.241	0.14	25.01.2018 05:00:00	1.24219	\$ 15.68
3918	Buy	26.01.2018 08:00:00	1.24303	0.14	26.01.2018 09:00:00	1.24505	\$ 27.3
3919	Sell	26.01.2018 23:00:00	1.24197	0.14	29.01.2018 04:00:00	1.23964	\$ 32
3920	Sell	29.01.2018 06:00:00	1.24153	0.14	29.01.2018 10:00:00	1.24032	\$ 15.96
3921	Buy	29.01.2018 23:00:00	1.23827	0.14	30.01.2018 11:00:00	1.23824	\$ -2.27
3922	Buy	30.01.2018 09:00:00	1.23475	0.28	30.01.2018 11:00:00	1.23835	\$ 98.84
3923	Sell	30.01.2018 23:00:00	1.23946	0.14	31.01.2018 19:00:00	1.24274	\$ -46.54
3925	Sell	31.01.2018 12:00:00	1.24507	0.42	31.01.2018 19:00:00	1.24275	\$ 94.5
3924	Sell	31.01.2018 06:00:00	1.24244	0.28	31.01.2018 19:00:00	1.24277	\$ -11.2
3926	Sell	01.02.2018 06:00:00	1.24242	0.14	01.02.2018 09:00:00	1.23935	\$ 42
3927	Sell	02.02.2018 01:00:00	1.25055	0.14	02.02.2018 04:00:00	1.24996	\$ 7.28
3928	Buy	02.02.2018 05:00:00	1.24954	0.14	02.02.2018 10:00:00	1.25102	\$ 19.74
3929	Sell	02.02.2018 08:00:00	1.24951	0.14	02.02.2018 12:00:00	1.24866	\$ 10.92
3930	Buy	05.02.2018 11:00:00	1.24619	0.14	06.02.2018 11:00:00	1.24172	\$ -64.44
3932	Buy	06.02.2018 00:00:00	1.23667	0.42	06.02.2018 11:00:00	1.24181	\$ 212.94
3931	Buy	05.02.2018 17:00:00	1.24055	0.28	06.02.2018 11:00:00	1.24178	\$ 30.73
3933	Sell	06.02.2018 07:00:00	1.23554	0.14	06.02.2018 14:00:00	1.23718	\$ -23.94
3935	Sell	06.02.2018 11:00:00	1.24181	0.42	06.02.2018 14:00:00	1.23728	\$ 187.32
3934	Sell	06.02.2018 09:00:00	1.23819	0.28	06.02.2018 14:00:00	1.23731	\$ 22.68
3937	Buy	07.02.2018 03:00:00	1.23873	0.14	07.02.2018 09:00:00	1.23961	\$ 11.34
3936	Sell	07.02.2018 00:00:00	1.23759	0.14	07.02.2018 12:00:00	1.23515	\$ 33.18
3939	Buy	09.02.2018 09:00:00	1.22645	0.15	09.02.2018 10:00:00	1.22833	\$ 27.15
3938	Sell	09.02.2018 01:00:00	1.22472	0.15	09.02.2018 12:00:00	1.22652	\$ -28.05
3940	Sell	09.02.2018 10:00:00	1.22828	0.3	09.02.2018 12:00:00	1.22646	\$ 52.5
3941	Sell	13.02.2018 00:00:00	1.22921	0.15	13.02.2018 03:00:00	1.22864	\$ 7.5
3942	Buy	13.02.2018 05:00:00	1.22901	0.15	13.02.2018 07:00:00	1.23043	\$ 20.25
3943	Sell	14.02.2018 02:00:00	1.23527	0.15	14.02.2018 11:00:00	1.23655	\$ -20.25
3944	Sell	14.02.2018 05:00:00	1.23811	0.3	14.02.2018 11:00:00	1.23663	\$ 42.3
3945	Sell	16.02.2018 03:00:00	1.25047	0.15	16.02.2018 13:00:00	1.2487	\$ 25.5
3946	Sell	16.02.2018 05:00:00	1.25383	0.3	16.02.2018 13:00:00	1.24872	\$ 151.2
3948	Buy	19.02.2018 08:00:00	1.24101	0.15	19.02.2018 09:00:00	1.24171	\$ 9.45
3947	Sell	19.02.2018 02:00:00	1.2412	0.15	19.02.2018 11:00:00	1.2397	\$ 21.45
3949	Buy	20.02.2018 02:00:00	1.23999	0.15	20.02.2018 03:00:00	1.24055	\$ 7.35
3950	Buy	21.02.2018 00:00:00	1.23375	0.15	21.02.2018 17:00:00	1.23235	\$ -22.05
3951	Buy	21.02.2018 15:00:00	1.23049	0.3	21.02.2018 17:00:00	1.2324	\$ 55.2
3952	Buy	23.02.2018 02:00:00	1.23248	0.15	23.02.2018 11:00:00	1.23173	\$ -12.3
3953	Buy	23.02.2018 09:00:00	1.22936	0.3	23.02.2018 11:00:00	1.23173	\$ 69
3954	Sell	23.02.2018 22:00:00	1.2296	0.15	26.02.2018 01:00:00	1.22884	\$ 10.73
3955	Buy	26.02.2018 03:00:00	1.22908	0.15	26.02.2018 04:00:00	1.22985	\$ 10.5
3956	Sell	27.02.2018 00:00:00	1.23177	0.15	27.02.2018 16:00:00	1.22885	\$ 42.75
3957	Sell	01.03.2018 01:00:00	1.21931	0.15	01.03.2018 12:00:00	1.21812	\$ 16.8
3959	Buy	02.03.2018 05:00:00	1.22741	0.15	02.03.2018 06:00:00	1.22796	\$ 7.2
3958	Sell	02.03.2018 04:00:00	1.22754	0.15	02.03.2018 09:00:00	1.22637	\$ 16.5
3960	Buy	02.03.2018 23:00:00	1.23311	0.15	05.03.2018 01:00:00	1.23464	\$ 20.96
3961	Sell	06.03.2018 08:00:00	1.23481	0.15	06.03.2018 09:00:00	1.23399	\$ 11.25
3962	Buy	07.03.2018 07:00:00	1.24153	0.15	07.03.2018 09:00:00	1.24257	\$ 14.55
3963	Sell	07.03.2018 08:00:00	1.24175	0.15	07.03.2018 10:00:00	1.241	\$ 10.2
3964	Buy	08.03.2018 01:00:00	1.2412	0.15	08.03.2018 15:00:00	1.24105	\$ -3.3
3965	Buy	08.03.2018 12:00:00	1.23823	0.3	08.03.2018 15:00:00	1.24094	\$ 79.2
3966	Sell	09.03.2018 02:00:00	1.23079	0.15	09.03.2018 04:00:00	1.22984	\$ 13.2
3967	Buy	09.03.2018 06:00:00	1.23102	0.15	09.03.2018 09:00:00	1.23203	\$ 14.1
3968	Buy	12.03.2018 05:00:00	1.23172	0.15	12.03.2018 07:00:00	1.23234	\$ 8.25
3969	Sell	13.03.2018 01:00:00	1.23334	0.15	13.03.2018 08:00:00	1.23289	\$ 5.7
3970	Buy	14.03.2018 03:00:00	1.23931	0.15	14.03.2018 05:00:00	1.24023	\$ 12.75
3971	Sell	15.03.2018 01:00:00	1.23685	0.15	15.03.2018 13:00:00	1.23606	\$ 10.8
3976	Sell	19.03.2018 02:00:00	1.22843	0.15	19.03.2018 04:00:00	1.22711	\$ 18.75
3972	Buy	15.03.2018 04:00:00	1.23827	0.15	19.03.2018 19:00:00	1.23279	\$ -85.12
3974	Buy	15.03.2018 19:00:00	1.23206	0.45	19.03.2018 19:00:00	1.23288	\$ 28.12
3975	Buy	16.03.2018 17:00:00	1.22853	0.6	19.03.2018 19:00:00	1.23273	\$ 244.05

3973	Buy	15.03.2018 15:00:00	1.23477	0.3	19.03.2018 19:00:00	1.23283	\$ -64.05
3977	Sell	19.03.2018 08:00:00	1.22656	0.15	20.03.2018 13:00:00	1.23177	\$ -78.82
3979	Sell	19.03.2018 18:00:00	1.23231	0.45	20.03.2018 13:00:00	1.23176	\$ 22.75
3980	Sell	19.03.2018 22:00:00	1.23586	0.6	20.03.2018 13:00:00	1.23166	\$ 249.34
3978	Sell	19.03.2018 14:00:00	1.22922	0.3	20.03.2018 13:00:00	1.2316	\$ -72.73
3981	Sell	21.03.2018 02:00:00	1.22457	0.15	21.03.2018 20:00:00	1.22632	\$ -27.3
3982	Sell	21.03.2018 11:00:00	1.22784	0.3	21.03.2018 20:00:00	1.22625	\$ 45.6
3983	Sell	22.03.2018 08:00:00	1.23593	0.15	22.03.2018 09:00:00	1.2345	\$ 20.4
3984	Sell	22.03.2018 23:00:00	1.23192	0.15	23.03.2018 00:00:00	1.23015	\$ 25.88
3986	Buy	23.03.2018 08:00:00	1.23345	0.15	23.03.2018 10:00:00	1.23455	\$ 15.45
3985	Sell	23.03.2018 06:00:00	1.23329	0.15	23.03.2018 11:00:00	1.23214	\$ 16.2
3987	Sell	23.03.2018 23:00:00	1.23645	0.15	26.03.2018 00:00:00	1.23551	\$ 13.43
3991	Buy	27.03.2018 03:00:00	1.24574	0.15	27.03.2018 10:00:00	1.24641	\$ 9
3988	Sell	26.03.2018 10:00:00	1.23623	0.15	27.03.2018 13:00:00	1.24137	\$ -77.77
3990	Sell	26.03.2018 17:00:00	1.24358	0.45	27.03.2018 13:00:00	1.24132	\$ 99.7
3992	Sell	27.03.2018 10:00:00	1.24646	0.6	27.03.2018 13:00:00	1.24147	\$ 295.2
3989	Sell	26.03.2018 12:00:00	1.23925	0.3	27.03.2018 13:00:00	1.24152	\$ -69.43
3993	Buy	28.03.2018 00:00:00	1.24033	0.15	28.03.2018 03:00:00	1.24091	\$ 7.65
3994	Sell	28.03.2018 05:00:00	1.24159	0.15	28.03.2018 08:00:00	1.24081	\$ 10.65
3995	Buy	29.03.2018 03:00:00	1.23135	0.15	29.03.2018 06:00:00	1.23228	\$ 12.9
3996	Buy	30.03.2018 00:00:00	1.23014	0.15	30.03.2018 05:00:00	1.23124	\$ 15.45
3997	Sell	30.03.2018 02:00:00	1.23027	0.15	02.04.2018 03:00:00	1.23124	\$ -15.22
3998	Sell	30.03.2018 12:00:00	1.23275	0.3	02.04.2018 03:00:00	1.2312	\$ 45.17
4000	Buy	02.04.2018 12:00:00	1.23283	0.15	02.04.2018 15:00:00	1.23406	\$ 17.4
3999	Sell	02.04.2018 08:00:00	1.23171	0.15	02.04.2018 18:00:00	1.23116	\$ 7.2
4002	Buy	04.04.2018 08:00:00	1.2278	0.15	04.04.2018 11:00:00	1.2294	\$ 22.95
4001	Sell	04.04.2018 01:00:00	1.22706	0.15	04.04.2018 22:00:00	1.2279	\$ -13.65
4003	Sell	04.04.2018 16:00:00	1.22961	0.3	04.04.2018 22:00:00	1.22809	\$ 43.5
4005	Sell	05.04.2018 07:00:00	1.22846	0.15	05.04.2018 08:00:00	1.22767	\$ 10.8
4004	Buy	05.04.2018 04:00:00	1.22874	0.15	05.04.2018 13:00:00	1.22758	\$ -18.45
4006	Buy	05.04.2018 11:00:00	1.2258	0.3	05.04.2018 13:00:00	1.2276	\$ 51.9
4007	Buy	06.04.2018 02:00:00	1.22451	0.15	06.04.2018 05:00:00	1.22583	\$ 18.75
4008	Buy	09.04.2018 07:00:00	1.22719	0.15	09.04.2018 08:00:00	1.22762	\$ 5.4
4009	Buy	11.04.2018 02:00:00	1.23583	0.15	11.04.2018 08:00:00	1.23648	\$ 8.7
4010	Sell	11.04.2018 07:00:00	1.23637	0.15	12.04.2018 08:00:00	1.23585	\$ 7.9
4014	Sell	12.04.2018 23:00:00	1.23245	0.15	13.04.2018 15:00:00	1.23133	\$ 16.13
4011	Buy	12.04.2018 02:00:00	1.23712	0.15	13.04.2018 20:00:00	1.23427	\$ -44.74
4013	Buy	12.04.2018 16:00:00	1.23163	0.45	13.04.2018 20:00:00	1.23427	\$ 112.84
4012	Buy	12.04.2018 12:00:00	1.23455	0.3	13.04.2018 20:00:00	1.23415	\$ -15.97
4016	Buy	16.04.2018 09:00:00	1.23297	0.15	16.04.2018 11:00:00	1.23578	\$ 41.1
4015	Sell	16.04.2018 02:00:00	1.23276	0.15	17.04.2018 16:00:00	1.23482	\$ -31.57
4018	Sell	16.04.2018 16:00:00	1.23811	0.45	17.04.2018 16:00:00	1.2347	\$ 151.45
4017	Sell	16.04.2018 11:00:00	1.23558	0.3	17.04.2018 16:00:00	1.23482	\$ 21.47
4019	Buy	17.04.2018 23:00:00	1.23722	0.15	18.04.2018 06:00:00	1.23791	\$ 8.36
4020	Sell	18.04.2018 05:00:00	1.23708	0.15	18.04.2018 10:00:00	1.2363	\$ 10.65
4021	Sell	18.04.2018 23:00:00	1.2376	0.15	19.04.2018 05:00:00	1.23673	\$ 13.15
4022	Sell	20.04.2018 04:00:00	1.23476	0.15	20.04.2018 06:00:00	1.23376	\$ 13.95
4023	Sell	20.04.2018 23:00:00	1.22811	0.15	23.04.2018 03:00:00	1.22751	\$ 8.33
4027	Sell	24.04.2018 01:00:00	1.22088	0.15	24.04.2018 10:00:00	1.22019	\$ 9.3
4024	Buy	23.04.2018 01:00:00	1.22835	0.15	24.04.2018 20:00:00	1.22403	\$ -66.79
4026	Buy	23.04.2018 21:00:00	1.22027	0.45	24.04.2018 20:00:00	1.22407	\$ 165.04
4025	Buy	23.04.2018 12:00:00	1.22394	0.3	24.04.2018 20:00:00	1.22409	\$ 0.52
4028	Sell	25.04.2018 01:00:00	1.22331	0.15	25.04.2018 05:00:00	1.22229	\$ 14.25
4029	Buy	26.04.2018 02:00:00	1.21684	0.15	26.04.2018 05:00:00	1.21753	\$ 9.3
4030	Sell	27.04.2018 04:00:00	1.21083	0.15	27.04.2018 10:00:00	1.20879	\$ 29.55
4031	Buy	30.04.2018 00:00:00	1.21241	0.15	30.04.2018 05:00:00	1.21339	\$ 13.65
4032	Buy	30.04.2018 06:00:00	1.2127	0.15	30.04.2018 09:00:00	1.21369	\$ 13.8
4033	Sell	01.05.2018 04:00:00	1.20792	0.15	01.05.2018 08:00:00	1.20733	\$ 7.8
4037	Sell	02.05.2018 02:00:00	1.19892	0.15	02.05.2018 12:00:00	1.19991	\$ -15.9
4038	Sell	02.05.2018 11:00:00	1.20172	0.3	02.05.2018 12:00:00	1.20007	\$ 47.4

4034	Buy	01.05.2018 10:00:00	1.20608	0.15	03.05.2018 11:00:00	1.20005	\$ -95.25
4036	Buy	01.05.2018 18:00:00	1.19916	0.45	03.05.2018 11:00:00	1.20012	\$ 28.8
4039	Buy	02.05.2018 18:00:00	1.1957	0.6	03.05.2018 11:00:00	1.20015	\$ 251.55
4035	Buy	01.05.2018 12:00:00	1.20352	0.3	03.05.2018 11:00:00	1.20019	\$ -109.5
4040	Sell	04.05.2018 00:00:00	1.19879	0.15	04.05.2018 10:00:00	1.19662	\$ 31.5
4041	Sell	08.05.2018 01:00:00	1.1922	0.15	08.05.2018 07:00:00	1.19162	\$ 7.65
4042	Buy	08.05.2018 04:00:00	1.19356	0.15	09.05.2018 16:00:00	1.1885	\$ -77.89
4044	Buy	08.05.2018 17:00:00	1.18473	0.45	09.05.2018 16:00:00	1.1885	\$ 163.69
4043	Buy	08.05.2018 12:00:00	1.1889	0.3	09.05.2018 16:00:00	1.18848	\$ -16.57
4045	Buy	10.05.2018 01:00:00	1.18518	0.15	10.05.2018 05:00:00	1.1864	\$ 17.25
4046	Sell	10.05.2018 03:00:00	1.18464	0.15	10.05.2018 18:00:00	1.188	\$ -51.45
4048	Sell	10.05.2018 16:00:00	1.19261	0.45	10.05.2018 18:00:00	1.188	\$ 204.3
4047	Sell	10.05.2018 08:00:00	1.18726	0.3	10.05.2018 18:00:00	1.18802	\$ -24.9
4049	Sell	11.05.2018 05:00:00	1.19154	0.15	11.05.2018 09:00:00	1.19104	\$ 6.45
4050	Buy	11.05.2018 06:00:00	1.19159	0.15	11.05.2018 12:00:00	1.19202	\$ 5.4
4051	Buy	14.05.2018 07:00:00	1.1965	0.15	14.05.2018 11:00:00	1.19781	\$ 18.6
4057	Sell	17.05.2018 05:00:00	1.18126	0.15	17.05.2018 10:00:00	1.18026	\$ 13.95
4059	Sell	18.05.2018 23:00:00	1.17669	0.15	21.05.2018 04:00:00	1.17474	\$ 28.58
4052	Buy	15.05.2018 04:00:00	1.19375	0.15	22.05.2018 11:00:00	1.18173	\$ -187.91
4054	Buy	15.05.2018 16:00:00	1.18479	0.45	22.05.2018 11:00:00	1.18178	\$ -158.29
4056	Buy	16.05.2018 14:00:00	1.17911	0.75	22.05.2018 11:00:00	1.18174	\$ 163.88
4060	Buy	21.05.2018 10:00:00	1.1728	1.05	22.05.2018 11:00:00	1.18167	\$ 917.44
4058	Buy	18.05.2018 17:00:00	1.17574	0.9	22.05.2018 11:00:00	1.18177	\$ 525.15
4055	Buy	16.05.2018 02:00:00	1.18184	0.6	22.05.2018 11:00:00	1.18166	\$ -37.5
4053	Buy	15.05.2018 15:00:00	1.18777	0.3	22.05.2018 11:00:00	1.1817	\$ -197.32
4062	Buy	23.05.2018 01:00:00	1.17789	0.15	23.05.2018 03:00:00	1.17886	\$ 13.5
4061	Sell	22.05.2018 21:00:00	1.17759	0.15	23.05.2018 05:00:00	1.1764	\$ 17.18
4064	Buy	24.05.2018 07:00:00	1.17049	0.15	24.05.2018 10:00:00	1.17166	\$ 16.5
4063	Sell	24.05.2018 05:00:00	1.16964	0.15	25.05.2018 06:00:00	1.17088	\$ -19.27
4065	Sell	24.05.2018 11:00:00	1.17221	0.3	25.05.2018 06:00:00	1.1709	\$ 37.97
4066	Buy	25.05.2018 10:00:00	1.17024	0.15	25.05.2018 12:00:00	1.17269	\$ 35.7
4067	Buy	28.05.2018 02:00:00	1.16904	0.15	28.05.2018 04:00:00	1.16984	\$ 10.95
4068	Sell	28.05.2018 22:00:00	1.16284	0.15	29.05.2018 05:00:00	1.16223	\$ 8.48
4069	Sell	29.05.2018 22:00:00	1.1532	0.15	30.05.2018 06:00:00	1.15277	\$ 5.78
4070	Buy	30.05.2018 01:00:00	1.15446	0.15	30.05.2018 09:00:00	1.15552	\$ 14.85
4071	Buy	01.06.2018 01:00:00	1.16936	0.15	01.06.2018 02:00:00	1.17054	\$ 16.65
4072	Sell	01.06.2018 06:00:00	1.16838	0.15	01.06.2018 08:00:00	1.16789	\$ 6.3
4073	Buy	01.06.2018 09:00:00	1.16749	0.15	01.06.2018 10:00:00	1.1684	\$ 12.6
4074	Buy	04.06.2018 10:00:00	1.16838	0.15	04.06.2018 11:00:00	1.1696	\$ 17.25
4075	Sell	04.06.2018 22:00:00	1.16974	0.15	05.06.2018 06:00:00	1.16912	\$ 8.63
4079	Buy	07.06.2018 01:00:00	1.17774	0.15	07.06.2018 04:00:00	1.17916	\$ 20.25
4076	Sell	06.06.2018 01:00:00	1.17185	0.15	08.06.2018 10:00:00	1.17779	\$ -88.61
4078	Sell	06.06.2018 17:00:00	1.17883	0.45	08.06.2018 10:00:00	1.17784	\$ 46.01
4080	Sell	07.06.2018 11:00:00	1.18274	0.6	08.06.2018 10:00:00	1.1779	\$ 287.74
4077	Sell	06.06.2018 11:00:00	1.17616	0.3	08.06.2018 10:00:00	1.1779	\$ -51.23
4083	Buy	11.06.2018 09:00:00	1.17946	0.15	11.06.2018 10:00:00	1.18064	\$ 16.65
4081	Sell	11.06.2018 00:00:00	1.17733	0.15	11.06.2018 12:00:00	1.17842	\$ -17.4
4082	Sell	11.06.2018 05:00:00	1.18033	0.3	11.06.2018 12:00:00	1.17833	\$ 57.9
4084	Sell	12.06.2018 02:00:00	1.17739	0.15	12.06.2018 04:00:00	1.17523	\$ 31.35
4085	Sell	13.06.2018 05:00:00	1.17443	0.15	14.06.2018 15:00:00	1.17392	\$ 7.75
4087	Sell	14.06.2018 03:00:00	1.18033	0.45	14.06.2018 15:00:00	1.17391	\$ 285.75
4086	Sell	13.06.2018 16:00:00	1.17753	0.3	14.06.2018 15:00:00	1.17393	\$ 108.2
4088	Sell	15.06.2018 03:00:00	1.1562	0.15	18.06.2018 00:00:00	1.159	\$ -42.67
4090	Sell	15.06.2018 18:00:00	1.16184	0.45	18.06.2018 00:00:00	1.15906	\$ 123.1
4089	Sell	15.06.2018 11:00:00	1.15888	0.3	18.06.2018 00:00:00	1.15911	\$ -8.23
4091	Sell	18.06.2018 02:00:00	1.15948	0.15	18.06.2018 04:00:00	1.15786	\$ 23.25
4092	Buy	19.06.2018 00:00:00	1.16237	0.15	19.06.2018 03:00:00	1.16295	\$ 7.65
4093	Buy	19.06.2018 04:00:00	1.16337	0.15	19.06.2018 07:00:00	1.16411	\$ 10.05
4094	Sell	19.06.2018 22:00:00	1.15746	0.15	20.06.2018 10:00:00	1.15677	\$ 9.68
4095	Buy	20.06.2018 05:00:00	1.15821	0.15	20.06.2018 16:00:00	1.15943	\$ 17.25

4097	Sell	21.06.2018 06:00:00	1.15675	0.15	21.06.2018 08:00:00	1.15627	\$ 6.15
4096	Buy	21.06.2018 02:00:00	1.15766	0.15	21.06.2018 11:00:00	1.15642	\$ -19.65
4098	Buy	21.06.2018 10:00:00	1.15402	0.3	21.06.2018 11:00:00	1.15638	\$ 68.7
4099	Sell	22.06.2018 01:00:00	1.16084	0.15	22.06.2018 05:00:00	1.16012	\$ 9.75
4100	Sell	22.06.2018 06:00:00	1.16053	0.15	22.06.2018 18:00:00	1.1639	\$ -51.6
4102	Sell	22.06.2018 12:00:00	1.16684	0.45	22.06.2018 18:00:00	1.16384	\$ 131.85
4101	Sell	22.06.2018 09:00:00	1.16319	0.3	22.06.2018 18:00:00	1.16393	\$ -24.3
4103	Buy	22.06.2018 23:00:00	1.16582	0.15	25.06.2018 02:00:00	1.16683	\$ 13.16
4104	Sell	25.06.2018 05:00:00	1.16559	0.15	25.06.2018 06:00:00	1.16465	\$ 13.05
4105	Buy	26.06.2018 03:00:00	1.17005	0.15	26.06.2018 05:00:00	1.17058	\$ 6.9
4107	Buy	27.06.2018 04:00:00	1.16549	0.15	27.06.2018 10:00:00	1.16656	\$ 15
4106	Sell	27.06.2018 01:00:00	1.16464	0.15	27.06.2018 12:00:00	1.16274	\$ 27.45
4108	Sell	28.06.2018 01:00:00	1.15591	0.15	28.06.2018 10:00:00	1.15416	\$ 25.2
4109	Buy	29.06.2018 05:00:00	1.15667	0.15	29.06.2018 06:00:00	1.16408	\$ 110.1
4110	Buy	29.06.2018 17:00:00	1.16436	0.15	29.06.2018 18:00:00	1.16761	\$ 47.7
4111	Sell	29.06.2018 23:00:00	1.1677	0.15	02.07.2018 01:00:00	1.1669	\$ 11.33
4112	Sell	02.07.2018 02:00:00	1.16741	0.16	02.07.2018 04:00:00	1.16646	\$ 14.08
4113	Buy	02.07.2018 06:00:00	1.16575	0.16	03.07.2018 00:00:00	1.16384	\$ -32.68
4115	Buy	02.07.2018 18:00:00	1.16057	0.48	03.07.2018 00:00:00	1.1638	\$ 148.68
4114	Buy	02.07.2018 11:00:00	1.16318	0.32	03.07.2018 00:00:00	1.16381	\$ 15.92
4117	Buy	03.07.2018 06:00:00	1.16316	0.16	03.07.2018 09:00:00	1.1638	\$ 9.12
4116	Sell	03.07.2018 05:00:00	1.16303	0.16	03.07.2018 14:00:00	1.1647	\$ -27.84
4118	Sell	03.07.2018 11:00:00	1.16699	0.32	03.07.2018 14:00:00	1.16476	\$ 69.12
4119	Buy	03.07.2018 23:00:00	1.16623	0.16	04.07.2018 04:00:00	1.16709	\$ 11.64
4120	Buy	05.07.2018 08:00:00	1.16563	0.16	05.07.2018 09:00:00	1.1694	\$ 59.2
4121	Sell	05.07.2018 20:00:00	1.16967	0.16	05.07.2018 21:00:00	1.16838	\$ 19.52
4122	Sell	06.07.2018 00:00:00	1.16906	0.16	06.07.2018 05:00:00	1.16812	\$ 13.92
4123	Buy	06.07.2018 03:00:00	1.16919	0.16	06.07.2018 09:00:00	1.17001	\$ 12
4124	Sell	06.07.2018 06:00:00	1.16862	0.16	06.07.2018 11:00:00	1.1703	\$ -28
4125	Sell	06.07.2018 10:00:00	1.17216	0.32	06.07.2018 11:00:00	1.17018	\$ 61.12
4126	Sell	10.07.2018 01:00:00	1.17471	0.16	10.07.2018 08:00:00	1.17406	\$ 9.28
4127	Buy	11.07.2018 03:00:00	1.1729	0.16	11.07.2018 16:00:00	1.17515	\$ 34.88
4128	Buy	11.07.2018 13:00:00	1.17038	0.32	11.07.2018 16:00:00	1.17508	\$ 148.16
4129	Buy	12.07.2018 03:00:00	1.16749	0.16	12.07.2018 08:00:00	1.16824	\$ 10.88
4130	Sell	12.07.2018 05:00:00	1.16753	0.16	12.07.2018 14:00:00	1.16604	\$ 22.72
4131	Sell	13.07.2018 04:00:00	1.16677	0.16	13.07.2018 07:00:00	1.16616	\$ 8.64
4132	Buy	16.07.2018 02:00:00	1.16844	0.16	16.07.2018 09:00:00	1.17013	\$ 25.92
4134	Sell	17.07.2018 00:00:00	1.17116	0.16	17.07.2018 05:00:00	1.17056	\$ 8.48
4133	Buy	16.07.2018 23:00:00	1.17108	0.16	17.07.2018 07:00:00	1.17194	\$ 11.64
4136	Sell	18.07.2018 03:00:00	1.16536	0.16	18.07.2018 08:00:00	1.16409	\$ 19.2
4135	Buy	18.07.2018 00:00:00	1.16627	0.16	18.07.2018 17:00:00	1.16353	\$ -44.96
4138	Buy	18.07.2018 15:00:00	1.16088	0.48	18.07.2018 17:00:00	1.16358	\$ 126.24
4137	Buy	18.07.2018 09:00:00	1.16357	0.32	18.07.2018 17:00:00	1.16348	\$ -5.12
4140	Buy	19.07.2018 02:00:00	1.16445	0.16	19.07.2018 04:00:00	1.16539	\$ 13.92
4139	Sell	18.07.2018 23:00:00	1.16416	0.16	19.07.2018 10:00:00	1.16235	\$ 29.07
4141	Buy	20.07.2018 03:00:00	1.1654	0.16	20.07.2018 08:00:00	1.16648	\$ 16.16
4142	Buy	20.07.2018 23:00:00	1.1726	0.16	23.07.2018 02:00:00	1.17327	\$ 8.6
4143	Sell	23.07.2018 03:00:00	1.17406	0.16	23.07.2018 06:00:00	1.17345	\$ 8.64
4146	Sell	23.07.2018 23:00:00	1.16941	0.16	24.07.2018 06:00:00	1.16889	\$ 7.61
4144	Buy	23.07.2018 05:00:00	1.17419	0.16	24.07.2018 14:00:00	1.17123	\$ -49.48
4147	Buy	24.07.2018 08:00:00	1.16763	0.48	24.07.2018 14:00:00	1.17134	\$ 174.72
4145	Buy	23.07.2018 12:00:00	1.17057	0.32	24.07.2018 14:00:00	1.17121	\$ 16.24
4148	Sell	24.07.2018 23:00:00	1.16868	0.16	25.07.2018 08:00:00	1.16782	\$ 13.05
4149	Sell	26.07.2018 06:00:00	1.17361	0.16	26.07.2018 10:00:00	1.17253	\$ 16.16
4150	Sell	27.07.2018 22:00:00	1.16563	0.16	30.07.2018 06:00:00	1.16519	\$ 6.33
4151	Buy	30.07.2018 05:00:00	1.16579	0.16	30.07.2018 09:00:00	1.16648	\$ 9.92
4152	Sell	30.07.2018 22:00:00	1.17094	0.16	30.07.2018 23:00:00	1.17038	\$ 7.84
4154	Buy	31.07.2018 03:00:00	1.17081	0.16	31.07.2018 08:00:00	1.17154	\$ 10.56
4153	Sell	31.07.2018 00:00:00	1.17044	0.16	31.07.2018 17:00:00	1.1707	\$ -5.28
4155	Sell	31.07.2018 14:00:00	1.17315	0.32	31.07.2018 17:00:00	1.17056	\$ 80.64

4156	Sell	31.07.2018 23:00:00	1.16927	0.16	01.08.2018 02:00:00	1.16861	\$ 9.85
4157	Sell	01.08.2018 04:00:00	1.16896	0.16	01.08.2018 07:00:00	1.16798	\$ 14.56
4159	Sell	02.08.2018 06:00:00	1.16544	0.16	02.08.2018 08:00:00	1.16475	\$ 9.92
4162	Sell	03.08.2018 01:00:00	1.15854	0.16	03.08.2018 10:00:00	1.15774	\$ 11.68
4164	Sell	06.08.2018 01:00:00	1.15685	0.16	06.08.2018 02:00:00	1.15622	\$ 8.96
4165	Sell	06.08.2018 08:00:00	1.15581	0.16	06.08.2018 14:00:00	1.15384	\$ 30.4
4158	Buy	02.08.2018 04:00:00	1.16629	0.16	08.08.2018 07:00:00	1.1618	\$ -76.96
4161	Buy	02.08.2018 21:00:00	1.16024	0.48	08.08.2018 07:00:00	1.16187	\$ 62.88
4163	Buy	03.08.2018 11:00:00	1.15617	0.64	08.08.2018 07:00:00	1.16183	\$ 345.76
4160	Buy	02.08.2018 10:00:00	1.16297	0.32	08.08.2018 07:00:00	1.16188	\$ -45.12
4166	Sell	07.08.2018 07:00:00	1.15546	0.16	08.08.2018 12:00:00	1.15878	\$ -53.83
4168	Sell	08.08.2018 07:00:00	1.16186	0.48	08.08.2018 12:00:00	1.15896	\$ 135.84
4167	Sell	07.08.2018 10:00:00	1.15811	0.32	08.08.2018 12:00:00	1.1589	\$ -26.7
4169	Sell	09.08.2018 01:00:00	1.16142	0.16	09.08.2018 04:00:00	1.16086	\$ 7.84
4170	Sell	09.08.2018 23:00:00	1.1529	0.16	10.08.2018 02:00:00	1.15204	\$ 13.05
4171	Buy	13.08.2018 07:00:00	1.13829	0.16	13.08.2018 10:00:00	1.13914	\$ 12.48
4173	Buy	13.08.2018 23:00:00	1.13968	0.16	14.08.2018 00:00:00	1.14099	\$ 18.84
4172	Sell	13.08.2018 21:00:00	1.13959	0.16	14.08.2018 12:00:00	1.13861	\$ 14.97
4174	Sell	14.08.2018 10:00:00	1.14258	0.32	14.08.2018 12:00:00	1.1386	\$ 125.12
4175	Sell	15.08.2018 01:00:00	1.13461	0.16	15.08.2018 04:00:00	1.13368	\$ 13.76
4176	Sell	15.08.2018 05:00:00	1.13445	0.16	15.08.2018 06:00:00	1.13274	\$ 26.24
4177	Buy	16.08.2018 00:00:00	1.13458	0.16	16.08.2018 05:00:00	1.13694	\$ 36.64
4179	Buy	17.08.2018 05:00:00	1.13819	0.16	17.08.2018 11:00:00	1.13891	\$ 10.4
4178	Sell	17.08.2018 03:00:00	1.13724	0.16	20.08.2018 10:00:00	1.14147	\$ -68.39
4181	Sell	17.08.2018 22:00:00	1.14433	0.48	20.08.2018 10:00:00	1.14131	\$ 142.83
4180	Sell	17.08.2018 16:00:00	1.14061	0.32	20.08.2018 10:00:00	1.14144	\$ -27.98
4182	Buy	20.08.2018 00:00:00	1.14411	0.16	20.08.2018 18:00:00	1.14316	\$ -16.32
4183	Buy	20.08.2018 10:00:00	1.14135	0.32	20.08.2018 18:00:00	1.14322	\$ 57.6
4184	Sell	22.08.2018 04:00:00	1.15761	0.16	22.08.2018 10:00:00	1.15649	\$ 16.8
4185	Buy	22.08.2018 06:00:00	1.15752	0.16	22.08.2018 13:00:00	1.15927	\$ 26.88
4186	Sell	23.08.2018 03:00:00	1.1586	0.16	23.08.2018 04:00:00	1.15669	\$ 29.44
4188	Buy	24.08.2018 07:00:00	1.15541	0.16	24.08.2018 08:00:00	1.1562	\$ 11.52
4187	Sell	24.08.2018 05:00:00	1.1545	0.16	24.08.2018 11:00:00	1.15567	\$ -19.84
4189	Sell	24.08.2018 09:00:00	1.15711	0.32	24.08.2018 11:00:00	1.1556	\$ 46.08
4190	Sell	27.08.2018 01:00:00	1.1623	0.16	27.08.2018 10:00:00	1.16005	\$ 34.88
4191	Sell	28.08.2018 23:00:00	1.16917	0.16	29.08.2018 04:00:00	1.16858	\$ 8.73
4192	Sell	30.08.2018 02:00:00	1.17061	0.16	30.08.2018 07:00:00	1.17009	\$ 7.2
4193	Buy	31.08.2018 01:00:00	1.16672	0.16	31.08.2018 09:00:00	1.16811	\$ 21.12
4194	Sell	31.08.2018 03:00:00	1.16652	0.16	31.08.2018 15:00:00	1.16521	\$ 19.84
4195	Sell	03.09.2018 05:00:00	1.15968	0.16	04.09.2018 04:00:00	1.16043	\$ -12.71
4196	Sell	03.09.2018 18:00:00	1.16275	0.32	04.09.2018 04:00:00	1.16043	\$ 72.82
4197	Buy	05.09.2018 00:00:00	1.15821	0.16	05.09.2018 05:00:00	1.15973	\$ 23.2
4198	Buy	05.09.2018 23:00:00	1.16316	0.16	06.09.2018 04:00:00	1.16461	\$ 19.08
4199	Sell	06.09.2018 00:00:00	1.16298	0.16	06.09.2018 09:00:00	1.1623	\$ 9.76
4201	Buy	07.09.2018 03:00:00	1.16195	0.16	07.09.2018 08:00:00	1.16298	\$ 15.36
4200	Sell	06.09.2018 23:00:00	1.16193	0.16	07.09.2018 14:00:00	1.16261	\$ -11.59
4202	Sell	07.09.2018 11:00:00	1.16463	0.32	07.09.2018 14:00:00	1.16258	\$ 63.36
4203	Sell	10.09.2018 02:00:00	1.15551	0.16	10.09.2018 07:00:00	1.1544	\$ 16.64
4204	Buy	10.09.2018 04:00:00	1.15638	0.16	10.09.2018 11:00:00	1.15664	\$ 3.04
4205	Buy	10.09.2018 10:00:00	1.15333	0.32	10.09.2018 11:00:00	1.15668	\$ 104.96
4206	Sell	10.09.2018 22:00:00	1.15967	0.16	11.09.2018 04:00:00	1.15902	\$ 9.69
4207	Buy	11.09.2018 01:00:00	1.15974	0.16	11.09.2018 09:00:00	1.16124	\$ 22.88
4208	Buy	11.09.2018 23:00:00	1.15915	0.16	12.09.2018 00:00:00	1.16048	\$ 19.16
4210	Buy	13.09.2018 01:00:00	1.16304	0.16	13.09.2018 05:00:00	1.16378	\$ 10.72
4209	Sell	13.09.2018 00:00:00	1.16243	0.16	13.09.2018 11:00:00	1.16167	\$ 11.04
4211	Buy	14.09.2018 06:00:00	1.16916	0.16	14.09.2018 08:00:00	1.16965	\$ 6.72
4212	Sell	17.09.2018 05:00:00	1.1629	0.16	18.09.2018 20:00:00	1.16606	\$ -51.27
4214	Sell	17.09.2018 17:00:00	1.1693	0.48	18.09.2018 20:00:00	1.16599	\$ 156.75
4213	Sell	17.09.2018 14:00:00	1.16611	0.32	18.09.2018 20:00:00	1.16596	\$ 3.38
4215	Sell	19.09.2018 04:00:00	1.16669	0.16	19.09.2018 05:00:00	1.16588	\$ 11.84

4216	Sell	19.09.2018 06:00:00	1.16656	0.16	19.09.2018 15:00:00	1.1677	\$ -19.36
4217	Sell	19.09.2018 11:00:00	1.17003	0.32	19.09.2018 15:00:00	1.16775	\$ 70.72
4218	Buy	20.09.2018 00:00:00	1.16742	0.16	20.09.2018 04:00:00	1.16815	\$ 10.56
4219	Buy	21.09.2018 03:00:00	1.17763	0.16	21.09.2018 04:00:00	1.17844	\$ 11.84
4220	Sell	24.09.2018 02:00:00	1.17456	0.16	24.09.2018 05:00:00	1.174	\$ 7.84
4221	Sell	24.09.2018 06:00:00	1.17398	0.16	24.09.2018 09:00:00	1.17328	\$ 10.08
4222	Buy	25.09.2018 03:00:00	1.17519	0.16	25.09.2018 10:00:00	1.17614	\$ 14.08
4223	Sell	25.09.2018 23:00:00	1.17658	0.16	26.09.2018 04:00:00	1.1758	\$ 11.77
4225	Sell	26.09.2018 05:00:00	1.17639	0.16	26.09.2018 14:00:00	1.17488	\$ 23.04
4224	Buy	26.09.2018 02:00:00	1.1767	0.16	26.09.2018 19:00:00	1.17556	\$ -19.36
4226	Buy	26.09.2018 15:00:00	1.17357	0.32	26.09.2018 19:00:00	1.17563	\$ 63.68
4227	Buy	28.09.2018 05:00:00	1.16443	0.16	28.09.2018 18:00:00	1.16142	\$ -49.28
4229	Buy	28.09.2018 14:00:00	1.15802	0.48	28.09.2018 18:00:00	1.16139	\$ 158.4
4228	Buy	28.09.2018 11:00:00	1.16183	0.32	28.09.2018 18:00:00	1.16139	\$ -16.32
4230	Sell	01.10.2018 01:00:00	1.16093	0.16	01.10.2018 05:00:00	1.16008	\$ 12.48
4231	Buy	01.10.2018 06:00:00	1.15965	0.16	01.10.2018 12:00:00	1.16072	\$ 16
4233	Sell	02.10.2018 06:00:00	1.15708	0.16	02.10.2018 09:00:00	1.15471	\$ 36.8
4232	Buy	02.10.2018 01:00:00	1.15742	0.16	02.10.2018 18:00:00	1.15571	\$ -28.48
4235	Buy	02.10.2018 12:00:00	1.15141	0.48	02.10.2018 18:00:00	1.15569	\$ 202.08
4234	Buy	02.10.2018 09:00:00	1.15471	0.32	02.10.2018 18:00:00	1.15571	\$ 29.76
4236	Buy	03.10.2018 02:00:00	1.15519	0.16	03.10.2018 05:00:00	1.15694	\$ 26.88
4238	Buy	04.10.2018 07:00:00	1.14737	0.16	04.10.2018 11:00:00	1.14936	\$ 30.72
4237	Sell	04.10.2018 05:00:00	1.14733	0.16	05.10.2018 19:00:00	1.15002	\$ -43.75
4240	Sell	05.10.2018 16:00:00	1.15321	0.48	05.10.2018 19:00:00	1.14996	\$ 152.64
4239	Sell	04.10.2018 14:00:00	1.14989	0.32	05.10.2018 19:00:00	1.15005	\$ -6.54
4242	Sell	08.10.2018 05:00:00	1.15198	0.16	08.10.2018 07:00:00	1.15131	\$ 9.6
4241	Buy	08.10.2018 04:00:00	1.15207	0.16	08.10.2018 21:00:00	1.1489	\$ -51.84
4244	Buy	08.10.2018 16:00:00	1.14633	0.48	08.10.2018 21:00:00	1.14896	\$ 122.88
4243	Buy	08.10.2018 11:00:00	1.149	0.32	08.10.2018 21:00:00	1.14893	\$ -4.48
4245	Buy	09.10.2018 04:00:00	1.14886	0.16	09.10.2018 08:00:00	1.14988	\$ 15.2
4246	Buy	10.10.2018 00:00:00	1.14927	0.16	10.10.2018 03:00:00	1.15039	\$ 16.8
4247	Sell	10.10.2018 02:00:00	1.14947	0.16	10.10.2018 12:00:00	1.14876	\$ 10.24
4248	Buy	10.10.2018 04:00:00	1.15094	0.16	10.10.2018 17:00:00	1.152	\$ 15.84
4250	Buy	11.10.2018 03:00:00	1.15323	0.16	11.10.2018 05:00:00	1.15637	\$ 49.12
4249	Sell	11.10.2018 00:00:00	1.15172	0.16	11.10.2018 11:00:00	1.15402	\$ -37.92
4251	Sell	11.10.2018 05:00:00	1.15644	0.32	11.10.2018 11:00:00	1.15415	\$ 71.04
4252	Buy	12.10.2018 04:00:00	1.1598	0.16	12.10.2018 06:00:00	1.16048	\$ 9.76
4254	Buy	15.10.2018 07:00:00	1.15479	0.16	15.10.2018 10:00:00	1.1563	\$ 23.04
4253	Sell	15.10.2018 02:00:00	1.15502	0.16	17.10.2018 06:00:00	1.15607	\$ -17.1
4255	Sell	15.10.2018 13:00:00	1.1588	0.32	17.10.2018 06:00:00	1.15606	\$ 87.08
4256	Sell	18.10.2018 01:00:00	1.1499	0.16	18.10.2018 09:00:00	1.14911	\$ 11.52
4257	Buy	18.10.2018 02:00:00	1.14991	0.16	18.10.2018 11:00:00	1.15157	\$ 25.44
4259	Sell	19.10.2018 06:00:00	1.14589	0.16	19.10.2018 11:00:00	1.14466	\$ 18.56
4258	Buy	19.10.2018 05:00:00	1.14599	0.16	19.10.2018 15:00:00	1.14674	\$ 10.88
4260	Sell	22.10.2018 04:00:00	1.15021	0.16	22.10.2018 12:00:00	1.15166	\$ -24.32
4261	Sell	22.10.2018 10:00:00	1.15439	0.32	22.10.2018 12:00:00	1.15158	\$ 87.68
4262	Sell	22.10.2018 21:00:00	1.14721	0.16	22.10.2018 22:00:00	1.14666	\$ 7.68
4263	Sell	22.10.2018 23:00:00	1.14646	0.16	23.10.2018 07:00:00	1.14555	\$ 13.85
4265	Sell	24.10.2018 06:00:00	1.14639	0.16	24.10.2018 11:00:00	1.14307	\$ 52
4264	Buy	24.10.2018 04:00:00	1.14687	0.16	25.10.2018 16:00:00	1.14301	\$ -65.88
4267	Buy	24.10.2018 15:00:00	1.13938	0.48	25.10.2018 16:00:00	1.14306	\$ 164.28
4266	Buy	24.10.2018 11:00:00	1.14301	0.32	25.10.2018 16:00:00	1.14308	\$ -6
4268	Sell	24.10.2018 22:00:00	1.13866	0.16	25.10.2018 17:00:00	1.138	\$ 10.67
4269	Sell	25.10.2018 08:00:00	1.14121	0.32	25.10.2018 17:00:00	1.1381	\$ 97.28
4270	Sell	26.10.2018 04:00:00	1.13681	0.16	26.10.2018 13:00:00	1.13555	\$ 19.04
4271	Sell	29.10.2018 04:00:00	1.13897	0.16	29.10.2018 12:00:00	1.13831	\$ 9.44
4272	Buy	30.10.2018 00:00:00	1.1374	0.16	30.10.2018 06:00:00	1.13823	\$ 12.16
4273	Sell	30.10.2018 02:00:00	1.13733	0.16	30.10.2018 11:00:00	1.13639	\$ 13.92
4274	Sell	30.10.2018 23:00:00	1.13465	0.16	31.10.2018 07:00:00	1.13409	\$ 8.25
4275	Buy	31.10.2018 06:00:00	1.13442	0.16	31.10.2018 12:00:00	1.13532	\$ 13.28

4276	Buy	01.11.2018 02:00:00	1.13181	0.16	01.11.2018 04:00:00	1.13282	\$ 15.04
4277	Sell	01.11.2018 03:00:00	1.13136	0.16	02.11.2018 19:00:00	1.13782	\$ -104.07
4279	Sell	01.11.2018 12:00:00	1.13791	0.48	02.11.2018 19:00:00	1.13777	\$ 7.95
4281	Sell	02.11.2018 11:00:00	1.14379	0.8	02.11.2018 19:00:00	1.13782	\$ 472
4280	Sell	01.11.2018 18:00:00	1.14079	0.64	02.11.2018 19:00:00	1.13779	\$ 189.16
4278	Sell	01.11.2018 06:00:00	1.13398	0.32	02.11.2018 19:00:00	1.13783	\$ -124.62
4282	Sell	05.11.2018 03:00:00	1.13962	0.16	05.11.2018 04:00:00	1.13902	\$ 8.48
4283	Sell	05.11.2018 09:00:00	1.13886	0.16	05.11.2018 10:00:00	1.13831	\$ 7.68
4285	Sell	06.11.2018 03:00:00	1.1411	0.16	06.11.2018 07:00:00	1.13999	\$ 16.64
4284	Buy	06.11.2018 00:00:00	1.1407	0.16	06.11.2018 10:00:00	1.14145	\$ 10.88
4287	Sell	07.11.2018 18:00:00	1.1471	0.16	07.11.2018 19:00:00	1.14594	\$ 17.44
4289	Sell	08.11.2018 03:00:00	1.14332	0.16	08.11.2018 05:00:00	1.14267	\$ 9.28
4290	Sell	08.11.2018 08:00:00	1.14345	0.16	08.11.2018 12:00:00	1.14237	\$ 16.16
4294	Sell	09.11.2018 07:00:00	1.13469	0.16	09.11.2018 10:00:00	1.13373	\$ 14.24
4298	Sell	12.11.2018 23:00:00	1.12326	0.16	13.11.2018 00:00:00	1.1219	\$ 21.05
4300	Sell	14.11.2018 04:00:00	1.13081	0.16	14.11.2018 05:00:00	1.13	\$ 11.84
4301	Sell	14.11.2018 08:00:00	1.12899	0.16	14.11.2018 11:00:00	1.12824	\$ 10.88
4286	Buy	07.11.2018 16:00:00	1.14796	0.16	14.11.2018 17:00:00	1.13345	\$ -240.28
4291	Buy	08.11.2018 12:00:00	1.14239	0.48	14.11.2018 17:00:00	1.13344	\$ -444.96
4293	Buy	08.11.2018 22:00:00	1.13575	0.8	14.11.2018 17:00:00	1.13342	\$ -212
4296	Buy	12.11.2018 09:00:00	1.12721	1.12	14.11.2018 17:00:00	1.13336	\$ 666.96
4299	Buy	13.11.2018 00:00:00	1.12192	1.44	14.11.2018 17:00:00	1.13344	\$ 1639.8
4297	Buy	12.11.2018 20:00:00	1.12442	1.28	14.11.2018 17:00:00	1.1334	\$ 1124.48
4295	Buy	09.11.2018 11:00:00	1.13315	0.96	14.11.2018 17:00:00	1.13337	\$ -3.6
4292	Buy	08.11.2018 20:00:00	1.13932	0.64	14.11.2018 17:00:00	1.13334	\$ -403.2
4288	Buy	07.11.2018 21:00:00	1.14496	0.32	14.11.2018 17:00:00	1.1334	\$ -386.16
4302	Buy	15.11.2018 08:00:00	1.13334	0.17	15.11.2018 09:00:00	1.1343	\$ 15.13
4304	Buy	16.11.2018 05:00:00	1.13347	0.17	16.11.2018 08:00:00	1.13415	\$ 10.37
4307	Buy	19.11.2018 08:00:00	1.13973	0.17	19.11.2018 09:00:00	1.14027	\$ 7.99
4303	Sell	16.11.2018 02:00:00	1.13247	0.17	20.11.2018 16:00:00	1.14073	\$ -140.74
4306	Sell	16.11.2018 23:00:00	1.14165	0.51	20.11.2018 16:00:00	1.1408	\$ 42.39
4308	Sell	19.11.2018 18:00:00	1.14538	0.68	20.11.2018 16:00:00	1.14063	\$ 319.98
4305	Sell	16.11.2018 16:00:00	1.13892	0.34	20.11.2018 16:00:00	1.14076	\$ -63.2
4309	Buy	20.11.2018 00:00:00	1.14556	0.17	21.11.2018 15:00:00	1.14093	\$ -80.96
4311	Buy	20.11.2018 17:00:00	1.13984	0.51	21.11.2018 15:00:00	1.14094	\$ 49.34
4312	Buy	20.11.2018 21:00:00	1.13644	0.68	21.11.2018 15:00:00	1.14107	\$ 305.83
4310	Buy	20.11.2018 12:00:00	1.14287	0.34	21.11.2018 15:00:00	1.14094	\$ -70.12
4313	Sell	22.11.2018 02:00:00	1.13894	0.17	23.11.2018 11:00:00	1.13711	\$ 30.36
4314	Sell	22.11.2018 13:00:00	1.14157	0.34	23.11.2018 11:00:00	1.13714	\$ 149.11
4315	Sell	27.11.2018 01:00:00	1.13307	0.17	27.11.2018 10:00:00	1.13112	\$ 31.96
4317	Sell	28.11.2018 03:00:00	1.12888	0.17	28.11.2018 10:00:00	1.12776	\$ 17.85
4316	Buy	27.11.2018 23:00:00	1.12963	0.17	28.11.2018 20:00:00	1.13433	\$ 77.65
4318	Buy	29.11.2018 07:00:00	1.13859	0.17	29.11.2018 15:00:00	1.13872	\$ 1.02
4319	Buy	29.11.2018 13:00:00	1.1352	0.34	29.11.2018 15:00:00	1.13866	\$ 115.26
4321	Sell	30.11.2018 01:00:00	1.13888	0.17	30.11.2018 10:00:00	1.13822	\$ 10.03
4320	Buy	30.11.2018 00:00:00	1.13942	0.17	03.12.2018 00:00:00	1.1349	\$ -79.09
4323	Buy	30.11.2018 17:00:00	1.1338	0.51	03.12.2018 00:00:00	1.13506	\$ 57.5
4324	Buy	30.11.2018 22:00:00	1.13103	0.68	03.12.2018 00:00:00	1.13501	\$ 261.63
4322	Buy	30.11.2018 15:00:00	1.13668	0.34	03.12.2018 00:00:00	1.135	\$ -61.62
4325	Sell	03.12.2018 23:00:00	1.13454	0.17	04.12.2018 18:00:00	1.13496	\$ -7.89
4327	Sell	04.12.2018 12:00:00	1.14106	0.51	04.12.2018 18:00:00	1.13508	\$ 301.41
4326	Sell	04.12.2018 07:00:00	1.13777	0.34	04.12.2018 18:00:00	1.13512	\$ 87.72
4328	Sell	05.12.2018 02:00:00	1.13431	0.17	05.12.2018 04:00:00	1.13367	\$ 9.69
4329	Buy	06.12.2018 00:00:00	1.13449	0.17	06.12.2018 16:00:00	1.13587	\$ 22.27
4330	Sell	07.12.2018 02:00:00	1.13766	0.17	07.12.2018 08:00:00	1.13675	\$ 14.28
4331	Buy	10.12.2018 07:00:00	1.14281	0.17	10.12.2018 08:00:00	1.14362	\$ 12.58
4332	Sell	11.12.2018 01:00:00	1.13499	0.17	11.12.2018 17:00:00	1.13356	\$ 23.12
4333	Sell	11.12.2018 11:00:00	1.1379	0.34	11.12.2018 17:00:00	1.13365	\$ 142.12
4336	Buy	13.12.2018 06:00:00	1.13688	0.17	13.12.2018 10:00:00	1.1383	\$ 22.95
4334	Sell	12.12.2018 07:00:00	1.13268	0.17	13.12.2018 16:00:00	1.1344	\$ -29.12

4337	Sell	13.12.2018 11:00:00	1.13839	0.51	13.12.2018 16:00:00	1.13441	\$ 199.41
4335	Sell	12.12.2018 16:00:00	1.13584	0.34	13.12.2018 16:00:00	1.13458	\$ 43.07
4339	Sell	14.12.2018 05:00:00	1.13594	0.17	14.12.2018 09:00:00	1.13483	\$ 17.68
4338	Buy	14.12.2018 04:00:00	1.13639	0.17	17.12.2018 12:00:00	1.13289	\$ -61.75
4340	Buy	14.12.2018 11:00:00	1.12924	0.34	17.12.2018 12:00:00	1.13289	\$ 119.59
4341	Sell	18.12.2018 02:00:00	1.13502	0.17	18.12.2018 09:00:00	1.134	\$ 16.15
4342	Buy	19.12.2018 04:00:00	1.13805	0.17	19.12.2018 08:00:00	1.13866	\$ 9.18
4343	Sell	19.12.2018 06:00:00	1.13847	0.17	19.12.2018 22:00:00	1.13721	\$ 20.23
4344	Sell	19.12.2018 17:00:00	1.14306	0.34	19.12.2018 22:00:00	1.13721	\$ 196.52
4345	Buy	20.12.2018 07:00:00	1.13851	0.17	20.12.2018 09:00:00	1.14099	\$ 40.97
4346	Sell	20.12.2018 08:00:00	1.1389	0.17	20.12.2018 18:00:00	1.14157	\$ -46.58
4348	Sell	20.12.2018 12:00:00	1.1479	0.51	20.12.2018 18:00:00	1.14163	\$ 316.2
4347	Sell	20.12.2018 10:00:00	1.14154	0.34	20.12.2018 18:00:00	1.14164	\$ -5.78
4349	Sell	21.12.2018 01:00:00	1.14479	0.17	21.12.2018 12:00:00	1.14282	\$ 32.3
4350	Sell	24.12.2018 05:00:00	1.13876	0.17	24.12.2018 09:00:00	1.13815	\$ 9.18
4351	Sell	25.12.2018 07:00:00	1.14142	0.17	26.12.2018 00:01:00	1.13963	\$ 29.68
4353	Buy	28.12.2018 04:00:00	1.14479	0.17	28.12.2018 05:00:00	1.14617	\$ 22.27
4352	Sell	28.12.2018 02:00:00	1.14308	0.17	28.12.2018 12:00:00	1.14424	\$ -20.91
4354	Sell	28.12.2018 05:00:00	1.14606	0.34	28.12.2018 12:00:00	1.14437	\$ 55.08
4355	Sell	31.12.2018 06:00:00	1.14384	0.17	31.12.2018 07:00:00	1.14224	\$ 26.01
4357	Sell	02.01.2019 04:00:00	1.1453	0.17	02.01.2019 05:00:00	1.14466	\$ 9.69
4356	Buy	02.01.2019 02:00:00	1.14623	0.17	02.01.2019 08:00:00	1.1477	\$ 23.8
4359	Buy	04.01.2019 04:00:00	1.14036	0.17	04.01.2019 14:00:00	1.14109	\$ 11.22
4358	Sell	04.01.2019 00:00:00	1.1393	0.17	04.01.2019 16:00:00	1.13712	\$ 35.87
4360	Buy	07.01.2019 05:00:00	1.14208	0.17	07.01.2019 10:00:00	1.14369	\$ 26.18
4361	Sell	07.01.2019 09:00:00	1.14158	0.17	08.01.2019 06:00:00	1.14398	\$ -41.55
4363	Sell	07.01.2019 17:00:00	1.1469	0.51	08.01.2019 06:00:00	1.14388	\$ 151.76
4362	Sell	07.01.2019 12:00:00	1.14409	0.34	08.01.2019 06:00:00	1.14397	\$ 2.57
4364	Buy	09.01.2019 01:00:00	1.14413	0.17	09.01.2019 02:00:00	1.14572	\$ 25.84
4365	Buy	09.01.2019 03:00:00	1.14563	0.17	09.01.2019 10:00:00	1.14657	\$ 14.79
4366	Sell	11.01.2019 01:00:00	1.14982	0.17	11.01.2019 17:00:00	1.14692	\$ 48.11
4367	Sell	11.01.2019 06:00:00	1.15245	0.34	11.01.2019 17:00:00	1.14697	\$ 183.94
4368	Sell	14.01.2019 03:00:00	1.14619	0.17	15.01.2019 12:00:00	1.14343	\$ 46.17
4369	Buy	15.01.2019 09:00:00	1.14761	0.17	15.01.2019 17:00:00	1.14546	\$ -37.74
4370	Buy	15.01.2019 12:00:00	1.14349	0.34	15.01.2019 17:00:00	1.14545	\$ 64.26
4371	Buy	16.01.2019 06:00:00	1.14026	0.17	16.01.2019 07:00:00	1.14105	\$ 12.24
4372	Buy	16.01.2019 08:00:00	1.14113	0.17	16.01.2019 11:00:00	1.14219	\$ 16.83
4373	Sell	17.01.2019 03:00:00	1.13982	0.17	17.01.2019 05:00:00	1.13904	\$ 12.07
4374	Sell	18.01.2019 06:00:00	1.13933	0.17	18.01.2019 17:00:00	1.13743	\$ 31.11
4375	Sell	21.01.2019 08:00:00	1.13786	0.17	21.01.2019 12:00:00	1.13718	\$ 10.37
4377	Sell	21.01.2019 23:00:00	1.13681	0.17	22.01.2019 06:00:00	1.13624	\$ 8.94
4378	Sell	23.01.2019 08:00:00	1.13685	0.17	23.01.2019 11:00:00	1.13618	\$ 10.2
4376	Buy	21.01.2019 21:00:00	1.1369	0.17	23.01.2019 18:00:00	1.13782	\$ 12.33
4379	Sell	24.01.2019 02:00:00	1.13855	0.17	24.01.2019 10:00:00	1.13691	\$ 26.69
4380	Buy	25.01.2019 05:00:00	1.13197	0.17	25.01.2019 11:00:00	1.13271	\$ 11.39
4381	Sell	28.01.2019 04:00:00	1.14157	0.17	28.01.2019 09:00:00	1.14089	\$ 10.37
4382	Sell	29.01.2019 02:00:00	1.14305	0.17	29.01.2019 04:00:00	1.14248	\$ 8.5
4383	Buy	30.01.2019 08:00:00	1.14457	0.17	30.01.2019 22:00:00	1.14914	\$ 76.5
4384	Buy	30.01.2019 17:00:00	1.14138	0.34	30.01.2019 22:00:00	1.14915	\$ 261.8
4385	Sell	31.01.2019 10:00:00	1.14959	0.18	31.01.2019 12:00:00	1.14846	\$ 19.08
4386	Sell	01.02.2019 00:00:00	1.14464	0.18	01.02.2019 08:00:00	1.14368	\$ 16.02
4387	Buy	01.02.2019 05:00:00	1.14421	0.18	01.02.2019 10:00:00	1.14471	\$ 7.74
4388	Sell	04.02.2019 05:00:00	1.14533	0.18	04.02.2019 07:00:00	1.14419	\$ 19.26
4389	Sell	04.02.2019 09:00:00	1.14435	0.18	04.02.2019 17:00:00	1.14275	\$ 27.54
4393	Sell	07.02.2019 06:00:00	1.13602	0.18	07.02.2019 10:00:00	1.13551	\$ 7.92
4395	Sell	08.02.2019 03:00:00	1.13413	0.18	08.02.2019 11:00:00	1.13329	\$ 13.86
4396	Sell	11.02.2019 00:00:00	1.13181	0.18	11.02.2019 11:00:00	1.13108	\$ 11.88
4399	Sell	12.02.2019 00:00:00	1.1275	0.18	12.02.2019 11:00:00	1.12667	\$ 13.68
4390	Buy	05.02.2019 01:00:00	1.14358	0.18	12.02.2019 21:00:00	1.13317	\$ -196.51
4392	Buy	06.02.2019 18:00:00	1.1377	0.54	12.02.2019 21:00:00	1.13307	\$ -274.05

4397	Buy	11.02.2019 00:00:00	1.13222	0.9	12.02.2019 21:00:00	1.13312	\$ 69.08
4400	Buy	12.02.2019 11:00:00	1.12653	1.26	12.02.2019 21:00:00	1.13309	\$ 817.74
4398	Buy	11.02.2019 17:00:00	1.12911	1.08	12.02.2019 21:00:00	1.13305	\$ 411.21
4394	Buy	07.02.2019 12:00:00	1.13452	0.72	12.02.2019 21:00:00	1.13312	\$ -119.34
4391	Buy	05.02.2019 18:00:00	1.14067	0.36	12.02.2019 21:00:00	1.13308	\$ -291.51
4401	Sell	13.02.2019 09:00:00	1.13325	0.18	13.02.2019 10:00:00	1.13194	\$ 22.32
4403	Buy	14.02.2019 03:00:00	1.12639	0.18	14.02.2019 04:00:00	1.12696	\$ 9
4404	Buy	14.02.2019 07:00:00	1.12809	0.18	14.02.2019 10:00:00	1.12855	\$ 7.02
4402	Sell	14.02.2019 01:00:00	1.12574	0.18	14.02.2019 11:00:00	1.12604	\$ -6.66
4405	Sell	14.02.2019 10:00:00	1.12864	0.36	14.02.2019 11:00:00	1.12601	\$ 92.16
4406	Sell	14.02.2019 23:00:00	1.12922	0.18	15.02.2019 06:00:00	1.1287	\$ 8.56
4407	Buy	18.02.2019 05:00:00	1.13189	0.18	18.02.2019 13:00:00	1.1327	\$ 13.32
4408	Sell	19.02.2019 00:00:00	1.13075	0.18	19.02.2019 05:00:00	1.1301	\$ 10.44
4409	Buy	19.02.2019 04:00:00	1.1304	0.18	19.02.2019 11:00:00	1.1322	\$ 31.14
4410	Buy	20.02.2019 01:00:00	1.134	0.18	20.02.2019 03:00:00	1.13503	\$ 17.28
4411	Sell	21.02.2019 01:00:00	1.13444	0.18	21.02.2019 04:00:00	1.13346	\$ 16.38
4412	Buy	21.02.2019 03:00:00	1.13433	0.18	21.02.2019 07:00:00	1.13493	\$ 9.54
4413	Sell	21.02.2019 06:00:00	1.13483	0.18	21.02.2019 08:00:00	1.13373	\$ 18.54
4414	Buy	21.02.2019 23:00:00	1.13383	0.18	22.02.2019 10:00:00	1.13462	\$ 11.84
4415	Sell	22.02.2019 01:00:00	1.1335	0.18	22.02.2019 15:00:00	1.13267	\$ 13.68
4416	Buy	25.02.2019 02:00:00	1.13432	0.18	25.02.2019 10:00:00	1.13575	\$ 24.48
4418	Sell	26.02.2019 05:00:00	1.13635	0.18	26.02.2019 09:00:00	1.1349	\$ 24.84
4417	Buy	25.02.2019 23:00:00	1.13623	0.18	26.02.2019 16:00:00	1.13716	\$ 14.35
4419	Buy	27.02.2019 04:00:00	1.13861	0.18	27.02.2019 11:00:00	1.13943	\$ 13.5
4420	Sell	28.02.2019 06:00:00	1.1378	0.18	28.02.2019 09:00:00	1.13725	\$ 8.64
4421	Sell	01.03.2019 02:00:00	1.13725	0.18	01.03.2019 09:00:00	1.13625	\$ 16.74
4422	Sell	01.03.2019 23:00:00	1.13637	0.18	04.03.2019 10:00:00	1.13574	\$ 10.54
4426	Sell	07.03.2019 08:00:00	1.13063	0.18	07.03.2019 15:00:00	1.12878	\$ 32.04
4430	Sell	11.03.2019 03:00:00	1.12305	0.18	11.03.2019 19:00:00	1.12254	\$ 7.92
4423	Buy	04.03.2019 01:00:00	1.13786	0.18	12.03.2019 02:00:00	1.12622	\$ -219.78
4425	Buy	05.03.2019 18:00:00	1.13062	0.54	12.03.2019 02:00:00	1.12636	\$ -257.44
4428	Buy	07.03.2019 17:00:00	1.12324	0.9	12.03.2019 02:00:00	1.12625	\$ 247.72
4429	Buy	07.03.2019 22:00:00	1.11835	1.08	12.03.2019 02:00:00	1.12626	\$ 826.47
4427	Buy	07.03.2019 16:00:00	1.12607	0.72	12.03.2019 02:00:00	1.12636	\$ 2.34
4424	Buy	04.03.2019 11:00:00	1.13429	0.36	12.03.2019 02:00:00	1.12639	\$ -304.92
4432	Sell	12.03.2019 07:00:00	1.12612	0.18	12.03.2019 08:00:00	1.12518	\$ 15.66
4431	Buy	12.03.2019 03:00:00	1.12585	0.18	12.03.2019 11:00:00	1.12652	\$ 10.8
4433	Sell	12.03.2019 09:00:00	1.12543	0.18	12.03.2019 15:00:00	1.1253	\$ 1.08
4434	Sell	12.03.2019 12:00:00	1.12833	0.36	12.03.2019 15:00:00	1.12546	\$ 100.8
4435	Buy	15.03.2019 01:00:00	1.13058	0.18	15.03.2019 06:00:00	1.13219	\$ 27.72
4437	Buy	18.03.2019 05:00:00	1.13269	0.18	18.03.2019 06:00:00	1.13333	\$ 10.26
4438	Buy	18.03.2019 09:00:00	1.13348	0.18	18.03.2019 10:00:00	1.13427	\$ 12.96
4436	Sell	18.03.2019 04:00:00	1.13213	0.18	18.03.2019 20:00:00	1.13304	\$ -17.64
4439	Sell	18.03.2019 11:00:00	1.13502	0.36	18.03.2019 20:00:00	1.13302	\$ 69.48
4440	Sell	19.03.2019 03:00:00	1.13366	0.18	21.03.2019 12:00:00	1.13992	\$ -112.1
4441	Sell	20.03.2019 22:00:00	1.14462	0.36	21.03.2019 12:00:00	1.13981	\$ 173.4
4442	Buy	22.03.2019 01:00:00	1.13737	0.18	22.03.2019 10:00:00	1.138	\$ 10.08
4443	Buy	25.03.2019 00:05:00	1.12949	0.18	25.03.2019 09:00:00	1.1303	\$ 13.32
4445	Buy	25.03.2019 10:00:00	1.13038	0.18	25.03.2019 13:00:00	1.13212	\$ 30.06
4444	Sell	25.03.2019 01:00:00	1.12934	0.18	26.03.2019 12:00:00	1.13063	\$ -24.02
4446	Sell	25.03.2019 13:00:00	1.1321	0.36	26.03.2019 12:00:00	1.1306	\$ 52.4
4447	Sell	27.03.2019 06:00:00	1.1256	0.18	28.03.2019 00:00:00	1.12435	\$ 22.62
4448	Sell	28.03.2019 07:00:00	1.1254	0.18	28.03.2019 11:00:00	1.12374	\$ 28.62
4449	Sell	29.03.2019 03:00:00	1.12296	0.18	29.03.2019 13:00:00	1.12117	\$ 30.96
4450	Buy	01.04.2019 01:00:00	1.12304	0.18	01.04.2019 09:00:00	1.12386	\$ 13.5
4451	Sell	01.04.2019 10:00:00	1.12337	0.18	01.04.2019 18:00:00	1.12213	\$ 21.06
4452	Sell	02.04.2019 00:00:00	1.12125	0.18	02.04.2019 01:00:00	1.12021	\$ 17.46
4453	Sell	02.04.2019 02:00:00	1.12067	0.18	02.04.2019 10:00:00	1.12001	\$ 10.62
4454	Buy	03.04.2019 04:00:00	1.12165	0.18	03.04.2019 05:00:00	1.12246	\$ 13.32
4455	Buy	03.04.2019 06:00:00	1.12212	0.18	03.04.2019 11:00:00	1.12371	\$ 27.36

4456	Sell	04.04.2019 00:00:00	1.12319	0.18	04.04.2019 15:00:00	1.12234	\$ 14.04
4457	Buy	04.04.2019 04:00:00	1.12452	0.18	05.04.2019 16:00:00	1.12372	\$ -16.79
4458	Buy	04.04.2019 16:00:00	1.12175	0.36	05.04.2019 16:00:00	1.12366	\$ 63.99
4459	Sell	05.04.2019 01:00:00	1.12202	0.18	05.04.2019 20:00:00	1.12152	\$ 7.74
4460	Buy	08.04.2019 02:00:00	1.12183	0.18	08.04.2019 06:00:00	1.12241	\$ 9.18
4461	Buy	09.04.2019 07:00:00	1.12684	0.18	09.04.2019 12:00:00	1.12803	\$ 20.16
4462	Sell	10.04.2019 03:00:00	1.12663	0.18	10.04.2019 04:00:00	1.12594	\$ 11.16
4463	Sell	10.04.2019 06:00:00	1.12588	0.18	10.04.2019 17:00:00	1.12409	\$ 30.96
4464	Buy	11.04.2019 02:00:00	1.12766	0.18	11.04.2019 09:00:00	1.12832	\$ 10.62
4465	Sell	11.04.2019 04:00:00	1.12758	0.18	11.04.2019 15:00:00	1.1267	\$ 14.58
4466	Sell	12.04.2019 09:00:00	1.12863	0.18	12.04.2019 20:00:00	1.1299	\$ -24.12
4467	Sell	12.04.2019 13:00:00	1.13148	0.36	12.04.2019 20:00:00	1.12995	\$ 52.56
4468	Sell	15.04.2019 03:00:00	1.13029	0.18	16.04.2019 05:00:00	1.12942	\$ 14.86
4469	Buy	17.04.2019 01:00:00	1.12868	0.18	17.04.2019 05:00:00	1.12928	\$ 9.54
4470	Sell	17.04.2019 03:00:00	1.12842	0.18	17.04.2019 19:00:00	1.12973	\$ -24.84
4471	Sell	17.04.2019 09:00:00	1.13123	0.36	17.04.2019 19:00:00	1.12959	\$ 56.52
4472	Sell	17.04.2019 22:00:00	1.12993	0.18	18.04.2019 05:00:00	1.12934	\$ 10.74
4476	Sell	18.04.2019 22:00:00	1.12298	0.18	23.04.2019 16:00:00	1.12171	\$ 22.98
4477	Sell	22.04.2019 19:00:00	1.12576	0.36	23.04.2019 16:00:00	1.12177	\$ 142.04
4479	Sell	24.04.2019 03:00:00	1.12237	0.18	24.04.2019 04:00:00	1.12178	\$ 9.36
4481	Sell	25.04.2019 06:00:00	1.11584	0.18	25.04.2019 12:00:00	1.11468	\$ 19.62
4473	Buy	18.04.2019 10:00:00	1.13023	0.18	30.04.2019 12:00:00	1.12065	\$ -184.95
4475	Buy	18.04.2019 16:00:00	1.12415	0.54	30.04.2019 12:00:00	1.12076	\$ -220.59
4480	Buy	24.04.2019 20:00:00	1.11584	0.9	30.04.2019 12:00:00	1.12066	\$ 393.75
4482	Buy	25.04.2019 14:00:00	1.11328	1.08	30.04.2019 12:00:00	1.12063	\$ 765.99
4478	Buy	23.04.2019 17:00:00	1.12104	0.72	30.04.2019 12:00:00	1.1206	\$ -68.22
4474	Buy	18.04.2019 11:00:00	1.12717	0.36	30.04.2019 12:00:00	1.1206	\$ -261.54
4483	Sell	29.04.2019 02:00:00	1.11513	0.18	01.05.2019 22:00:00	1.11936	\$ -76.48
4485	Sell	30.04.2019 13:00:00	1.12103	0.54	01.05.2019 22:00:00	1.11941	\$ 85.08
4486	Sell	01.05.2019 14:00:00	1.12371	0.72	01.05.2019 22:00:00	1.11939	\$ 306
4484	Sell	29.04.2019 20:00:00	1.11817	0.36	01.05.2019 22:00:00	1.11946	\$ -47.12
4487	Sell	02.05.2019 08:00:00	1.12083	0.18	02.05.2019 10:00:00	1.11938	\$ 24.84
4488	Sell	02.05.2019 23:00:00	1.11734	0.18	03.05.2019 10:00:00	1.11624	\$ 19
4489	Buy	03.05.2019 04:00:00	1.11779	0.18	03.05.2019 17:00:00	1.11699	\$ -15.66
4490	Buy	03.05.2019 14:00:00	1.11531	0.36	03.05.2019 17:00:00	1.11702	\$ 59.04
4491	Buy	06.05.2019 08:00:00	1.11906	0.18	06.05.2019 14:00:00	1.11983	\$ 12.6
4492	Buy	08.05.2019 06:00:00	1.12016	0.18	08.05.2019 10:00:00	1.12062	\$ 7.02
4493	Sell	09.05.2019 00:00:00	1.11915	0.18	09.05.2019 20:00:00	1.12153	\$ -44.1
4494	Sell	09.05.2019 17:00:00	1.12359	0.36	09.05.2019 20:00:00	1.12161	\$ 68.76
4495	Buy	13.05.2019 05:00:00	1.1235	0.18	13.05.2019 16:00:00	1.12564	\$ 37.26
4496	Buy	14.05.2019 04:00:00	1.12359	0.18	14.05.2019 12:00:00	1.12419	\$ 9.54
4497	Sell	15.05.2019 02:00:00	1.12059	0.18	15.05.2019 13:00:00	1.12006	\$ 8.28
4498	Buy	15.05.2019 08:00:00	1.121	0.18	15.05.2019 18:00:00	1.12086	\$ -3.78
4499	Buy	15.05.2019 15:00:00	1.1182	0.36	15.05.2019 18:00:00	1.12085	\$ 92.88
4501	Buy	16.05.2019 04:00:00	1.12062	0.18	16.05.2019 12:00:00	1.12211	\$ 25.56
4500	Sell	16.05.2019 02:00:00	1.12056	0.18	16.05.2019 16:00:00	1.11877	\$ 30.96
4502	Sell	17.05.2019 03:00:00	1.11723	0.18	17.05.2019 13:00:00	1.11633	\$ 14.94
4504	Sell	20.05.2019 07:00:00	1.11532	0.18	21.05.2019 12:00:00	1.11467	\$ 10.9
4503	Buy	20.05.2019 04:00:00	1.11645	0.18	21.05.2019 18:00:00	1.11793	\$ 24.26
4505	Buy	22.05.2019 04:00:00	1.11607	0.18	22.05.2019 13:00:00	1.11684	\$ 12.6
4506	Sell	23.05.2019 00:00:00	1.11503	0.18	23.05.2019 10:00:00	1.11423	\$ 13.14
4507	Buy	23.05.2019 02:00:00	1.11563	0.18	23.05.2019 19:00:00	1.11709	\$ 25.02
4508	Buy	24.05.2019 04:00:00	1.11807	0.18	24.05.2019 10:00:00	1.11955	\$ 25.38
4509	Buy	27.05.2019 02:59:00	1.12061	0.18	27.05.2019 05:00:00	1.1212	\$ 9.36
4511	Sell	27.05.2019 07:00:00	1.12139	0.18	27.05.2019 08:00:00	1.12063	\$ 12.42
4515	Sell	30.05.2019 09:00:00	1.11368	0.18	30.05.2019 16:00:00	1.1132	\$ 7.38
4516	Sell	30.05.2019 23:00:00	1.11354	0.18	31.05.2019 00:00:00	1.11292	\$ 10.36
4517	Sell	31.05.2019 01:00:00	1.11292	0.18	31.05.2019 18:00:00	1.11427	\$ -25.56
4518	Sell	31.05.2019 16:00:00	1.11564	0.36	31.05.2019 18:00:00	1.11421	\$ 48.96
4510	Buy	27.05.2019 06:00:00	1.12117	0.18	31.05.2019 21:00:00	1.11668	\$ -88.83

4513	Buy	29.05.2019 10:00:00	1.11566	0.54	31.05.2019 21:00:00	1.1166	\$ 33.48
4514	Buy	30.05.2019 00:00:00	1.11321	0.72	31.05.2019 21:00:00	1.11668	\$ 240.3
4512	Buy	28.05.2019 05:00:00	1.11838	0.36	31.05.2019 21:00:00	1.11656	\$ -79.29
4519	Buy	03.06.2019 04:00:00	1.11803	0.18	03.06.2019 06:00:00	1.11881	\$ 12.78
4520	Buy	04.06.2019 03:00:00	1.12465	0.18	04.06.2019 06:00:00	1.12541	\$ 12.42
4521	Buy	05.06.2019 00:00:00	1.12514	0.18	05.06.2019 04:00:00	1.12577	\$ 10.08
4522	Buy	05.06.2019 09:00:00	1.12638	0.18	05.06.2019 12:00:00	1.12787	\$ 25.56
4524	Buy	06.06.2019 03:00:00	1.1228	0.18	06.06.2019 09:00:00	1.12339	\$ 9.36
4523	Sell	06.06.2019 02:00:00	1.12278	0.18	07.06.2019 07:00:00	1.12676	\$ -72.44
4526	Sell	06.06.2019 19:00:00	1.12945	0.54	07.06.2019 07:00:00	1.12676	\$ 142.86
4525	Sell	06.06.2019 15:00:00	1.12638	0.36	07.06.2019 07:00:00	1.12669	\$ -12.76
4527	Sell	10.06.2019 02:00:00	1.1317	0.18	10.06.2019 07:00:00	1.13108	\$ 9.9
4528	Sell	11.06.2019 05:00:00	1.13102	0.18	12.06.2019 14:00:00	1.13206	\$ -19.52
4529	Sell	12.06.2019 09:00:00	1.13373	0.36	12.06.2019 14:00:00	1.13193	\$ 62.28
4530	Sell	13.06.2019 03:00:00	1.12925	0.18	13.06.2019 14:00:00	1.12873	\$ 8.1
4532	Sell	14.06.2019 04:00:00	1.12783	0.18	14.06.2019 07:00:00	1.12723	\$ 9.54
4531	Buy	14.06.2019 02:00:00	1.1278	0.18	14.06.2019 11:00:00	1.12836	\$ 8.82
4533	Sell	17.06.2019 06:00:00	1.12202	0.18	17.06.2019 10:00:00	1.12109	\$ 15.48
4534	Buy	18.06.2019 03:00:00	1.12237	0.18	18.06.2019 05:00:00	1.12307	\$ 11.34
4535	Sell	19.06.2019 02:00:00	1.11959	0.18	19.06.2019 08:00:00	1.11893	\$ 10.62
4537	Buy	21.06.2019 04:00:00	1.12938	0.18	21.06.2019 05:00:00	1.13075	\$ 23.4
4536	Sell	20.06.2019 23:00:00	1.12925	0.18	21.06.2019 10:00:00	1.12858	\$ 11.26
4538	Buy	24.06.2019 07:00:00	1.13818	0.18	24.06.2019 13:00:00	1.13938	\$ 20.34
4539	Sell	24.06.2019 23:00:00	1.13952	0.18	25.06.2019 11:00:00	1.13896	\$ 9.28
4540	Buy	26.06.2019 08:00:00	1.13551	0.18	26.06.2019 09:00:00	1.13632	\$ 13.32
4541	Buy	26.06.2019 10:00:00	1.13597	0.18	26.06.2019 14:00:00	1.13675	\$ 12.78
4542	Buy	27.06.2019 01:00:00	1.13752	0.18	28.06.2019 11:00:00	1.13872	\$ 19.22
4543	Sell	27.06.2019 23:00:00	1.13678	0.18	28.06.2019 20:00:00	1.1358	\$ 16.84
4544	Sell	01.07.2019 05:00:00	1.13505	0.18	01.07.2019 09:00:00	1.13283	\$ 38.7
4545	Buy	02.07.2019 04:00:00	1.12839	0.18	02.07.2019 08:00:00	1.129	\$ 9.72
4547	Sell	03.07.2019 04:00:00	1.12921	0.18	03.07.2019 10:00:00	1.12852	\$ 11.16
4546	Buy	03.07.2019 03:00:00	1.12915	0.18	03.07.2019 14:00:00	1.12971	\$ 8.82
4548	Buy	04.07.2019 04:00:00	1.12877	0.18	04.07.2019 05:00:00	1.12948	\$ 11.52
4549	Sell	04.07.2019 23:00:00	1.12838	0.18	05.07.2019 10:00:00	1.12739	\$ 17.02
4550	Sell	09.07.2019 03:00:00	1.12155	0.18	09.07.2019 10:00:00	1.12081	\$ 12.06
4551	Sell	10.07.2019 00:00:00	1.12071	0.18	11.07.2019 21:00:00	1.12513	\$ -79.44
4553	Sell	11.07.2019 07:00:00	1.12783	0.54	11.07.2019 21:00:00	1.12529	\$ 133.38
4552	Sell	10.07.2019 16:00:00	1.12502	0.36	11.07.2019 21:00:00	1.12512	\$ -3.36
4554	Buy	12.07.2019 05:00:00	1.12637	0.18	12.07.2019 07:00:00	1.12717	\$ 13.14
4555	Sell	12.07.2019 10:00:00	1.12713	0.18	12.07.2019 11:00:00	1.12655	\$ 9.18
4556	Buy	16.07.2019 03:00:00	1.1259	0.18	17.07.2019 19:00:00	1.123	\$ -54.59
4558	Buy	16.07.2019 22:00:00	1.12068	0.54	17.07.2019 19:00:00	1.12304	\$ 120.28
4557	Buy	16.07.2019 13:00:00	1.12317	0.36	17.07.2019 19:00:00	1.12304	\$ -9.45
4559	Buy	18.07.2019 01:00:00	1.12271	0.18	18.07.2019 04:00:00	1.12369	\$ 16.38
4560	Buy	19.07.2019 09:00:00	1.12571	0.18	19.07.2019 11:00:00	1.12648	\$ 12.6
4561	Sell	22.07.2019 02:00:00	1.12169	0.18	22.07.2019 04:00:00	1.12128	\$ 6.12
4562	Sell	22.07.2019 06:00:00	1.12168	0.18	22.07.2019 15:00:00	1.12083	\$ 14.04
4563	Sell	23.07.2019 06:00:00	1.11982	0.18	23.07.2019 08:00:00	1.11927	\$ 8.64
4564	Sell	24.07.2019 06:00:00	1.11443	0.18	24.07.2019 11:00:00	1.1138	\$ 10.08
4566	Sell	25.07.2019 04:00:00	1.11372	0.18	25.07.2019 10:00:00	1.11306	\$ 10.62
4565	Buy	24.07.2019 10:00:00	1.11529	0.18	25.07.2019 16:00:00	1.11545	\$ -1.75
4567	Buy	25.07.2019 11:00:00	1.11269	0.36	25.07.2019 16:00:00	1.11536	\$ 93.6
4568	Buy	26.07.2019 06:00:00	1.11497	0.18	29.07.2019 19:00:00	1.11432	\$ -14.08
4569	Buy	26.07.2019 19:00:00	1.11209	0.36	29.07.2019 19:00:00	1.11432	\$ 75.51
4572	Buy	30.07.2019 05:00:00	1.11389	0.18	30.07.2019 12:00:00	1.11458	\$ 11.16
4570	Sell	29.07.2019 11:00:00	1.11194	0.18	31.07.2019 19:00:00	1.113	\$ -19.42
4571	Sell	29.07.2019 22:00:00	1.11469	0.36	31.07.2019 19:00:00	1.1129	\$ 63.76
4573	Buy	31.07.2019 05:00:00	1.11523	0.18	01.08.2019 21:00:00	1.10825	\$ -130.28
4575	Buy	01.08.2019 04:00:00	1.10428	0.54	01.08.2019 21:00:00	1.1083	\$ 213.3
4574	Buy	31.07.2019 22:00:00	1.10846	0.36	01.08.2019 21:00:00	1.10821	\$ -18.27

4577	Buy	05.08.2019 02:00:00	1.11054	0.18	05.08.2019 04:00:00	1.11256	\$ 35.1
4581	Buy	06.08.2019 01:00:00	1.1215	0.18	06.08.2019 02:00:00	1.12239	\$ 14.76
4576	Sell	02.08.2019 23:00:00	1.11095	0.18	06.08.2019 15:00:00	1.11851	\$ -136.42
4579	Sell	05.08.2019 15:00:00	1.11801	0.54	06.08.2019 15:00:00	1.11855	\$ -31.56
4582	Sell	06.08.2019 03:00:00	1.12409	0.9	06.08.2019 15:00:00	1.11857	\$ 490.5
4580	Sell	05.08.2019 20:00:00	1.12109	0.72	06.08.2019 15:00:00	1.11857	\$ 178.24
4578	Sell	05.08.2019 12:00:00	1.1147	0.36	06.08.2019 15:00:00	1.11851	\$ -138.76
4584	Buy	07.08.2019 02:00:00	1.12009	0.19	07.08.2019 04:00:00	1.12084	\$ 12.92
4583	Sell	06.08.2019 18:00:00	1.11832	0.19	07.08.2019 11:00:00	1.11901	\$ -13.95
4585	Sell	07.08.2019 04:00:00	1.12097	0.38	07.08.2019 11:00:00	1.11895	\$ 74.1
4586	Buy	07.08.2019 10:00:00	1.11985	0.19	07.08.2019 16:00:00	1.12073	\$ 15.39
4587	Buy	08.08.2019 08:00:00	1.12106	0.19	08.08.2019 11:00:00	1.12172	\$ 11.21
4589	Buy	09.08.2019 10:00:00	1.11859	0.19	09.08.2019 12:00:00	1.1193	\$ 12.16
4588	Sell	09.08.2019 03:00:00	1.11864	0.19	09.08.2019 21:00:00	1.12038	\$ -34.39
4590	Sell	09.08.2019 19:00:00	1.12212	0.38	09.08.2019 21:00:00	1.12044	\$ 61.18
4592	Sell	12.08.2019 08:00:00	1.12088	0.19	12.08.2019 10:00:00	1.12009	\$ 13.68
4591	Buy	12.08.2019 06:00:00	1.12082	0.19	12.08.2019 14:00:00	1.11965	\$ -23.56
4593	Buy	12.08.2019 11:00:00	1.11683	0.38	12.08.2019 14:00:00	1.11969	\$ 106.02
4594	Sell	12.08.2019 22:00:00	1.12205	0.19	12.08.2019 23:00:00	1.12138	\$ 11.4
4595	Sell	13.08.2019 01:00:00	1.1215	0.19	13.08.2019 04:00:00	1.12053	\$ 17.1
4596	Buy	14.08.2019 03:00:00	1.11757	0.19	14.08.2019 15:00:00	1.11826	\$ 11.78
4597	Sell	14.08.2019 05:00:00	1.11715	0.19	14.08.2019 17:00:00	1.11574	\$ 25.46
4598	Buy	15.08.2019 03:00:00	1.11426	0.19	15.08.2019 08:00:00	1.11513	\$ 15.2
4599	Sell	15.08.2019 07:00:00	1.11483	0.19	15.08.2019 16:00:00	1.11432	\$ 8.36
4600	Sell	16.08.2019 03:00:00	1.11098	0.19	16.08.2019 04:00:00	1.11041	\$ 9.5
4601	Sell	16.08.2019 05:00:00	1.10988	0.19	16.08.2019 11:00:00	1.10858	\$ 23.37
4602	Buy	16.08.2019 09:00:00	1.11051	0.19	16.08.2019 18:00:00	1.1106	\$ 0.38
4603	Buy	16.08.2019 14:00:00	1.10769	0.38	16.08.2019 18:00:00	1.11054	\$ 105.64
4604	Sell	19.08.2019 04:00:00	1.10903	0.19	19.08.2019 22:00:00	1.10832	\$ 12.16
4606	Buy	20.08.2019 03:00:00	1.10824	0.19	20.08.2019 18:00:00	1.10902	\$ 13.49
4605	Sell	19.08.2019 23:00:00	1.10767	0.19	21.08.2019 22:00:00	1.10866	\$ -19.17
4607	Sell	20.08.2019 21:00:00	1.11055	0.38	21.08.2019 22:00:00	1.1085	\$ 76.21
4609	Sell	22.08.2019 07:00:00	1.10873	0.19	22.08.2019 08:00:00	1.10815	\$ 9.69
4608	Buy	21.08.2019 06:00:00	1.10997	0.19	22.08.2019 17:00:00	1.10964	\$ -11.16
4610	Buy	22.08.2019 14:00:00	1.10683	0.38	22.08.2019 17:00:00	1.10964	\$ 104.12
4611	Sell	23.08.2019 01:00:00	1.10795	0.19	23.08.2019 06:00:00	1.1075	\$ 7.22
4612	Sell	26.08.2019 07:00:00	1.1141	0.19	26.08.2019 10:00:00	1.1135	\$ 10.07
4613	Sell	26.08.2019 16:00:00	1.1112	0.19	26.08.2019 21:00:00	1.11042	\$ 13.49
4614	Buy	27.08.2019 01:00:00	1.10993	0.19	27.08.2019 06:00:00	1.1106	\$ 11.4
4615	Sell	28.08.2019 01:00:00	1.10929	0.19	28.08.2019 05:00:00	1.10865	\$ 10.83
4617	Sell	28.08.2019 07:00:00	1.10874	0.19	28.08.2019 16:00:00	1.10815	\$ 9.88
4622	Sell	03.09.2019 00:04:00	1.09676	0.19	03.09.2019 04:00:00	1.09527	\$ 26.98
4616	Buy	28.08.2019 02:00:00	1.10919	0.19	04.09.2019 12:00:00	1.10066	\$ -171.71
4619	Buy	30.08.2019 10:00:00	1.10374	0.57	04.09.2019 12:00:00	1.10063	\$ -191.95
4621	Buy	02.09.2019 13:00:00	1.09586	0.95	04.09.2019 12:00:00	1.10068	\$ 439.38
4623	Buy	03.09.2019 06:00:00	1.09323	1.14	04.09.2019 12:00:00	1.10077	\$ 844.45
4620	Buy	30.08.2019 19:00:00	1.09896	0.76	04.09.2019 12:00:00	1.10079	\$ 119.51
4618	Buy	29.08.2019 17:00:00	1.10634	0.38	04.09.2019 12:00:00	1.10063	\$ -229.14
4627	Buy	05.09.2019 04:00:00	1.10337	0.19	05.09.2019 11:00:00	1.10391	\$ 8.93
4624	Sell	04.09.2019 05:00:00	1.09737	0.19	06.09.2019 15:00:00	1.10219	\$ -90.96
4626	Sell	04.09.2019 23:00:00	1.10317	0.57	06.09.2019 15:00:00	1.10232	\$ 50.3
4628	Sell	05.09.2019 15:00:00	1.10662	0.76	06.09.2019 15:00:00	1.10222	\$ 331.03
4625	Sell	04.09.2019 12:00:00	1.10072	0.38	06.09.2019 15:00:00	1.10228	\$ -58.05
4629	Sell	10.09.2019 01:00:00	1.10485	0.19	10.09.2019 04:00:00	1.10429	\$ 9.31
4630	Sell	10.09.2019 06:00:00	1.10461	0.19	10.09.2019 12:00:00	1.10388	\$ 12.54
4631	Sell	11.09.2019 06:00:00	1.10463	0.19	11.09.2019 11:00:00	1.10352	\$ 19.76
4632	Buy	11.09.2019 08:00:00	1.10529	0.19	12.09.2019 12:00:00	1.10276	\$ -52.96
4634	Buy	11.09.2019 15:00:00	1.09983	0.57	12.09.2019 12:00:00	1.10279	\$ 154.04
4633	Buy	11.09.2019 12:00:00	1.1026	0.38	12.09.2019 12:00:00	1.10268	\$ -6.75
4636	Buy	13.09.2019 06:00:00	1.10651	0.19	13.09.2019 09:00:00	1.10703	\$ 8.55

4635	Sell	13.09.2019 04:00:00	1.10651	0.19	13.09.2019 17:00:00	1.107	\$ -10.64
4637	Sell	13.09.2019 10:00:00	1.10967	0.38	13.09.2019 17:00:00	1.10684	\$ 104.88
4638	Sell	13.09.2019 23:00:00	1.10759	0.19	16.09.2019 07:00:00	1.10708	\$ 8.85
4639	Buy	17.09.2019 02:00:00	1.10063	0.19	17.09.2019 06:00:00	1.10122	\$ 9.88
4640	Sell	18.09.2019 03:00:00	1.10731	0.19	18.09.2019 06:00:00	1.10679	\$ 8.55
4641	Sell	20.09.2019 02:00:00	1.10444	0.19	20.09.2019 15:00:00	1.1032	\$ 22.23
4642	Sell	23.09.2019 01:00:00	1.10159	0.19	23.09.2019 11:00:00	1.0969	\$ 87.78
4644	Sell	24.09.2019 01:00:00	1.09949	0.19	24.09.2019 05:00:00	1.0987	\$ 13.68
4643	Buy	23.09.2019 23:00:00	1.0997	0.19	24.09.2019 16:00:00	1.10057	\$ 14.01
4645	Sell	25.09.2019 03:00:00	1.1013	0.19	25.09.2019 04:00:00	1.10073	\$ 9.5
4646	Sell	25.09.2019 10:00:00	1.10019	0.19	25.09.2019 14:00:00	1.0994	\$ 13.68
4647	Buy	26.09.2019 08:00:00	1.09634	0.19	26.09.2019 17:00:00	1.09623	\$ -3.42
4648	Buy	26.09.2019 13:00:00	1.09352	0.38	26.09.2019 17:00:00	1.09638	\$ 106.02
4650	Buy	27.09.2019 06:00:00	1.09198	0.19	27.09.2019 13:00:00	1.0926	\$ 10.45
4649	Sell	27.09.2019 02:00:00	1.09208	0.19	30.09.2019 05:00:00	1.09339	\$ -25.73
4651	Sell	27.09.2019 18:00:00	1.09484	0.38	30.09.2019 05:00:00	1.09351	\$ 48.85
4653	Sell	30.09.2019 09:00:00	1.09358	0.19	30.09.2019 13:00:00	1.09212	\$ 26.41
4655	Sell	01.10.2019 03:00:00	1.09002	0.19	01.10.2019 05:00:00	1.08902	\$ 17.67
4652	Buy	30.09.2019 01:00:00	1.09428	0.19	01.10.2019 18:00:00	1.09155	\$ -54.39
4656	Buy	01.10.2019 10:00:00	1.08796	0.57	01.10.2019 18:00:00	1.09166	\$ 206.91
4654	Buy	30.09.2019 15:00:00	1.09076	0.38	01.10.2019 18:00:00	1.09164	\$ 28.4
4658	Sell	02.10.2019 07:00:00	1.09356	0.19	02.10.2019 10:00:00	1.09251	\$ 18.62
4657	Buy	02.10.2019 06:00:00	1.09378	0.19	02.10.2019 15:00:00	1.09288	\$ -18.43
4659	Buy	02.10.2019 12:00:00	1.09052	0.38	02.10.2019 15:00:00	1.09292	\$ 88.54
4660	Sell	03.10.2019 00:00:00	1.09594	0.19	03.10.2019 10:00:00	1.09416	\$ 32.49
4661	Buy	03.10.2019 04:00:00	1.09608	0.19	03.10.2019 18:00:00	1.09833	\$ 41.42
4663	Buy	04.10.2019 03:00:00	1.0974	0.19	04.10.2019 05:00:00	1.0982	\$ 13.87
4662	Sell	04.10.2019 01:00:00	1.09703	0.19	04.10.2019 16:00:00	1.09643	\$ 10.07
4665	Sell	07.10.2019 07:00:00	1.098	0.19	07.10.2019 11:00:00	1.09738	\$ 10.45
4664	Buy	07.10.2019 03:00:00	1.09841	0.19	07.10.2019 16:00:00	1.09983	\$ 25.65
4666	Buy	08.10.2019 05:00:00	1.0975	0.19	08.10.2019 10:00:00	1.09834	\$ 14.63
4671	Buy	14.10.2019 06:00:00	1.1029	0.19	14.10.2019 13:00:00	1.10373	\$ 14.44
4672	Buy	14.10.2019 23:00:00	1.10244	0.19	15.10.2019 05:00:00	1.10309	\$ 9.83
4667	Sell	09.10.2019 03:00:00	1.09598	0.19	15.10.2019 13:00:00	1.10127	\$ -98.92
4669	Sell	10.10.2019 11:00:00	1.10163	0.57	15.10.2019 13:00:00	1.10127	\$ 20.91
4670	Sell	11.10.2019 15:00:00	1.10536	0.76	15.10.2019 13:00:00	1.10127	\$ 309.41
4668	Sell	10.10.2019 05:00:00	1.09883	0.38	15.10.2019 13:00:00	1.10142	\$ -98.16
4673	Buy	16.10.2019 00:00:00	1.10334	0.19	16.10.2019 10:00:00	1.10471	\$ 24.7
4676	Buy	17.10.2019 06:00:00	1.10765	0.19	17.10.2019 12:00:00	1.10901	\$ 24.51
4678	Buy	18.10.2019 01:00:00	1.11273	0.19	18.10.2019 15:00:00	1.11436	\$ 29.64
4674	Sell	16.10.2019 05:00:00	1.10292	0.19	23.10.2019 14:00:00	1.1107	\$ -145.75
4677	Sell	17.10.2019 13:00:00	1.11182	0.57	23.10.2019 14:00:00	1.11078	\$ 61.13
4679	Sell	18.10.2019 16:00:00	1.1147	0.76	23.10.2019 14:00:00	1.11079	\$ 297.68
4675	Sell	16.10.2019 19:00:00	1.10752	0.38	23.10.2019 14:00:00	1.1107	\$ -116.69
4680	Buy	24.10.2019 00:00:00	1.11303	0.19	24.10.2019 05:00:00	1.11379	\$ 13.11
4682	Buy	24.10.2019 08:00:00	1.11344	0.19	24.10.2019 11:00:00	1.11471	\$ 22.8
4681	Sell	24.10.2019 04:00:00	1.11326	0.19	24.10.2019 15:00:00	1.11212	\$ 20.33
4683	Sell	25.10.2019 00:00:00	1.11044	0.19	25.10.2019 17:00:00	1.1094	\$ 18.43
4685	Buy	29.10.2019 01:00:00	1.11003	0.19	29.10.2019 18:00:00	1.11112	\$ 19.38
4687	Buy	30.10.2019 00:00:00	1.11115	0.19	30.10.2019 11:00:00	1.11217	\$ 18.05
4690	Buy	01.11.2019 04:00:00	1.1154	0.19	01.11.2019 05:00:00	1.11653	\$ 20.14
4684	Sell	28.10.2019 06:00:00	1.10787	0.19	01.11.2019 16:00:00	1.11316	\$ -98.92
4688	Sell	30.10.2019 23:00:00	1.11443	0.57	01.11.2019 16:00:00	1.11313	\$ 75.95
4689	Sell	31.10.2019 12:00:00	1.11749	0.76	01.11.2019 16:00:00	1.11309	\$ 331.03
4686	Sell	29.10.2019 18:00:00	1.1111	0.38	01.11.2019 16:00:00	1.11317	\$ -76.46
4691	Buy	01.11.2019 06:00:00	1.11648	0.19	01.11.2019 18:00:00	1.11652	\$ -0.57
4692	Buy	01.11.2019 16:00:00	1.11314	0.38	01.11.2019 18:00:00	1.11653	\$ 126.16
4694	Buy	04.11.2019 08:00:00	1.11672	0.19	04.11.2019 10:00:00	1.11725	\$ 8.74
4693	Sell	04.11.2019 02:00:00	1.11654	0.19	04.11.2019 15:00:00	1.11604	\$ 8.17
4695	Sell	05.11.2019 01:00:00	1.11223	0.19	05.11.2019 14:00:00	1.1117	\$ 8.74

4696	Buy	06.11.2019 02:00:00	1.10733	0.19	06.11.2019 10:00:00	1.108	\$ 11.4
4697	Sell	06.11.2019 04:00:00	1.10749	0.19	06.11.2019 20:00:00	1.10657	\$ 16.15
4698	Sell	07.11.2019 05:00:00	1.10608	0.19	07.11.2019 16:00:00	1.10677	\$ -14.44
4699	Sell	07.11.2019 13:00:00	1.10877	0.38	07.11.2019 16:00:00	1.10674	\$ 74.48
4700	Buy	07.11.2019 23:00:00	1.10461	0.19	08.11.2019 02:00:00	1.10525	\$ 9.64
4701	Sell	08.11.2019 05:00:00	1.10524	0.19	08.11.2019 12:00:00	1.10391	\$ 23.94
4702	Buy	08.11.2019 23:00:00	1.10224	0.19	11.11.2019 10:00:00	1.10292	\$ 10.4
4703	Sell	11.11.2019 01:00:00	1.10205	0.19	12.11.2019 17:00:00	1.10138	\$ 11.89
4705	Sell	14.11.2019 05:00:00	1.10012	0.19	14.11.2019 09:00:00	1.09948	\$ 10.83
4704	Buy	13.11.2019 05:00:00	1.10149	0.19	14.11.2019 21:00:00	1.10262	\$ 16.58
4706	Buy	15.11.2019 01:00:00	1.10228	0.19	15.11.2019 05:00:00	1.10285	\$ 9.5
4707	Sell	15.11.2019 06:00:00	1.10266	0.19	15.11.2019 10:00:00	1.10186	\$ 13.87
4708	Sell	15.11.2019 23:00:00	1.10538	0.19	20.11.2019 11:00:00	1.10591	\$ -9.94
4709	Sell	18.11.2019 18:00:00	1.10815	0.38	20.11.2019 11:00:00	1.106	\$ 80.99
4710	Buy	21.11.2019 07:00:00	1.10751	0.19	21.11.2019 11:00:00	1.10856	\$ 18.62
4711	Buy	22.11.2019 03:00:00	1.10625	0.19	22.11.2019 09:00:00	1.10703	\$ 13.49
4712	Sell	25.11.2019 00:00:00	1.10179	0.19	25.11.2019 15:00:00	1.10122	\$ 9.5
4714	Buy	26.11.2019 09:00:00	1.10149	0.19	26.11.2019 21:00:00	1.10232	\$ 14.44
4713	Sell	25.11.2019 22:00:00	1.10081	0.19	27.11.2019 16:00:00	1.10027	\$ 9.9
4715	Buy	28.11.2019 02:00:00	1.10059	0.19	28.11.2019 10:00:00	1.10111	\$ 8.55
4716	Sell	28.11.2019 22:00:00	1.10094	0.19	29.11.2019 14:00:00	1.09967	\$ 23.29
4717	Sell	03.12.2019 03:00:00	1.1074	0.19	04.12.2019 14:00:00	1.10692	\$ 8.28
4718	Buy	04.12.2019 03:00:00	1.10815	0.19	04.12.2019 16:00:00	1.11067	\$ 46.55
4719	Buy	05.12.2019 07:00:00	1.10825	0.19	05.12.2019 11:00:00	1.10893	\$ 11.59
4720	Sell	05.12.2019 10:00:00	1.10805	0.19	06.12.2019 15:00:00	1.10898	\$ -18.51
4722	Sell	06.12.2019 04:00:00	1.11057	0.38	06.12.2019 15:00:00	1.1091	\$ 53.2
4721	Buy	06.12.2019 02:00:00	1.11045	0.19	09.12.2019 15:00:00	1.10779	\$ -53.06
4724	Buy	06.12.2019 18:00:00	1.10512	0.57	09.12.2019 15:00:00	1.10779	\$ 144.64
4723	Buy	06.12.2019 16:00:00	1.10773	0.38	09.12.2019 15:00:00	1.10776	\$ -3.9
4725	Buy	10.12.2019 00:00:00	1.10639	0.19	10.12.2019 05:00:00	1.10699	\$ 10.07
4726	Sell	10.12.2019 03:00:00	1.10641	0.19	11.12.2019 15:00:00	1.10731	\$ -17.94
4727	Sell	10.12.2019 18:00:00	1.10901	0.38	11.12.2019 15:00:00	1.10721	\$ 66.71
4729	Sell	12.12.2019 09:00:00	1.11365	0.19	12.12.2019 12:00:00	1.1128	\$ 14.82
4728	Buy	12.12.2019 06:00:00	1.1144	0.19	12.12.2019 23:00:00	1.1133	\$ -22.23
4730	Buy	12.12.2019 18:00:00	1.11171	0.38	12.12.2019 23:00:00	1.11317	\$ 52.82
4731	Sell	13.12.2019 11:00:00	1.11776	0.19	13.12.2019 15:00:00	1.11713	\$ 10.64
4733	Buy	17.12.2019 06:00:00	1.11462	0.19	17.12.2019 13:00:00	1.11595	\$ 23.94
4732	Sell	16.12.2019 07:00:00	1.11319	0.19	18.12.2019 04:00:00	1.11421	\$ -19.74
4734	Sell	17.12.2019 13:00:00	1.11604	0.38	18.12.2019 04:00:00	1.11405	\$ 73.93
4735	Sell	18.12.2019 09:00:00	1.11388	0.19	18.12.2019 10:00:00	1.11313	\$ 12.92
4736	Sell	20.12.2019 02:00:00	1.11225	0.19	20.12.2019 05:00:00	1.1115	\$ 12.92
4737	Sell	20.12.2019 07:00:00	1.11159	0.19	20.12.2019 14:00:00	1.10984	\$ 31.92
4740	Sell	23.12.2019 06:00:00	1.10806	0.19	23.12.2019 15:00:00	1.1075	\$ 9.31
4741	Sell	24.12.2019 04:00:00	1.10874	0.19	24.12.2019 12:00:00	1.10748	\$ 22.61
4738	Buy	20.12.2019 09:00:00	1.11178	0.19	27.12.2019 05:00:00	1.11162	\$ -12.68
4739	Buy	20.12.2019 16:00:00	1.10923	0.38	27.12.2019 05:00:00	1.1117	\$ 74.58
4747	Buy	30.12.2019 04:00:00	1.11945	0.19	30.12.2019 05:00:00	1.12035	\$ 15.77
4749	Buy	31.12.2019 10:00:00	1.12062	0.19	31.12.2019 11:00:00	1.12118	\$ 9.31
4742	Sell	25.12.2019 03:00:00	1.10821	0.19	02.01.2020 19:00:00	1.11667	\$ -157.21
4744	Sell	27.12.2019 12:00:00	1.11376	0.57	02.01.2020 19:00:00	1.11656	\$ -154.83
4746	Sell	27.12.2019 22:00:00	1.11867	0.95	02.01.2020 19:00:00	1.11656	\$ 208.39
4748	Sell	30.12.2019 19:00:00	1.1216	1.14	02.01.2020 19:00:00	1.11663	\$ 573.19
4745	Sell	27.12.2019 18:00:00	1.1162	0.76	02.01.2020 19:00:00	1.11672	\$ -33.17
4743	Sell	26.12.2019 21:00:00	1.11096	0.38	02.01.2020 19:00:00	1.11668	\$ -213.21
4750	Buy	02.01.2020 02:00:00	1.12196	0.19	06.01.2020 12:00:00	1.11924	\$ -55.38
4752	Buy	03.01.2020 10:00:00	1.11544	0.57	06.01.2020 12:00:00	1.1193	\$ 212.47
4751	Buy	02.01.2020 14:00:00	1.11852	0.38	06.01.2020 12:00:00	1.11937	\$ 24.89
4753	Sell	03.01.2020 23:00:00	1.11623	0.19	07.01.2020 10:00:00	1.11746	\$ -23.73
4754	Sell	06.01.2020 12:00:00	1.11924	0.4	07.01.2020 10:00:00	1.11745	\$ 69.82
4758	Sell	09.01.2020 01:00:00	1.11105	0.2	09.01.2020 12:00:00	1.10999	\$ 19.8

4760	Sell	09.01.2020 23:00:00	1.11055	0.2	10.01.2020 11:00:00	1.11006	\$ 8.91
4755	Buy	07.01.2020 02:00:00	1.1195	0.2	13.01.2020 20:00:00	1.11403	\$ -118.3
4757	Buy	08.01.2020 13:00:00	1.11273	0.6	13.01.2020 20:00:00	1.11406	\$ 56.85
4759	Buy	09.01.2020 12:00:00	1.10988	0.8	13.01.2020 20:00:00	1.11396	\$ 310.8
4756	Buy	07.01.2020 16:00:00	1.11564	0.4	13.01.2020 20:00:00	1.11387	\$ -88.6
4762	Buy	14.01.2020 08:00:00	1.1137	0.2	14.01.2020 09:00:00	1.11452	\$ 15
4761	Sell	14.01.2020 01:00:00	1.11349	0.2	14.01.2020 15:00:00	1.11203	\$ 27.8
4765	Buy	16.01.2020 07:00:00	1.11516	0.2	16.01.2020 13:00:00	1.11567	\$ 8.8
4763	Sell	15.01.2020 04:00:00	1.11287	0.2	16.01.2020 17:00:00	1.11417	\$ -25.86
4764	Sell	15.01.2020 19:00:00	1.11587	0.4	16.01.2020 17:00:00	1.11414	\$ 69.47
4768	Sell	20.01.2020 00:00:00	1.10911	0.2	20.01.2020 13:00:00	1.10852	\$ 10.4
4766	Buy	17.01.2020 04:00:00	1.11381	0.2	21.01.2020 16:00:00	1.11129	\$ -54.3
4769	Buy	20.01.2020 13:00:00	1.10847	0.6	21.01.2020 16:00:00	1.11132	\$ 163.05
4767	Buy	17.01.2020 14:00:00	1.1113	0.4	21.01.2020 16:00:00	1.11143	\$ -2.6
4770	Sell	22.01.2020 00:00:00	1.10826	0.2	22.01.2020 17:00:00	1.10739	\$ 16
4771	Sell	23.01.2020 04:00:00	1.1089	0.2	23.01.2020 06:00:00	1.10833	\$ 10
4773	Sell	24.01.2020 09:00:00	1.10496	0.2	24.01.2020 12:00:00	1.10369	\$ 24
4775	Sell	28.01.2020 00:00:00	1.10177	0.2	28.01.2020 14:00:00	1.10103	\$ 13.4
4777	Sell	29.01.2020 05:00:00	1.10161	0.2	29.01.2020 10:00:00	1.10066	\$ 17.6
4772	Buy	24.01.2020 02:00:00	1.10559	0.2	30.01.2020 18:00:00	1.10344	\$ -51.9
4776	Buy	28.01.2020 18:00:00	1.09994	0.6	30.01.2020 18:00:00	1.10362	\$ 201.6
4774	Buy	24.01.2020 15:00:00	1.10278	0.4	30.01.2020 18:00:00	1.10355	\$ 13
4778	Sell	31.01.2020 02:00:00	1.10287	0.2	31.01.2020 08:00:00	1.10212	\$ 13.6
4779	Buy	31.01.2020 04:00:00	1.10303	0.2	31.01.2020 14:00:00	1.10362	\$ 10.4
4780	Sell	03.02.2020 03:00:00	1.10817	0.2	03.02.2020 10:00:00	1.1076	\$ 10
4782	Sell	05.02.2020 03:00:00	1.10425	0.2	05.02.2020 05:00:00	1.10351	\$ 13.4
4784	Sell	05.02.2020 06:00:00	1.10332	0.2	05.02.2020 12:00:00	1.10262	\$ 12.6
4786	Sell	06.02.2020 04:00:00	1.09986	0.2	06.02.2020 17:00:00	1.09891	\$ 17.6
4788	Sell	07.02.2020 04:00:00	1.09833	0.2	07.02.2020 09:00:00	1.09781	\$ 9
4793	Sell	14.02.2020 00:00:00	1.08418	0.2	14.02.2020 04:00:00	1.0836	\$ 10.2
4795	Sell	17.02.2020 06:00:00	1.08382	0.2	17.02.2020 18:00:00	1.08298	\$ 15.4
4796	Sell	18.02.2020 00:00:00	1.08334	0.2	18.02.2020 03:00:00	1.08269	\$ 11.6
4797	Sell	18.02.2020 08:00:00	1.08317	0.2	18.02.2020 11:00:00	1.08261	\$ 9.8
4800	Sell	20.02.2020 10:00:00	1.07902	0.2	20.02.2020 18:00:00	1.08032	\$ -27.4
4801	Sell	20.02.2020 17:00:00	1.0817	0.4	20.02.2020 18:00:00	1.08022	\$ 56.4
4802	Sell	21.02.2020 06:00:00	1.07893	0.2	24.02.2020 00:00:00	1.0816	\$ -54.29
4803	Sell	21.02.2020 17:00:00	1.08368	0.4	24.02.2020 00:00:00	1.08162	\$ 80.62
4804	Sell	25.02.2020 09:00:00	1.08529	0.2	25.02.2020 13:00:00	1.08382	\$ 28
4781	Buy	04.02.2020 07:00:00	1.10611	0.2	26.02.2020 22:00:00	1.09003	\$ -350.5
4785	Buy	05.02.2020 17:00:00	1.10045	0.6	26.02.2020 22:00:00	1.08985	\$ -718.95
4789	Buy	07.02.2020 14:00:00	1.09514	1	26.02.2020 22:00:00	1.08994	\$ -633.25
4791	Buy	12.02.2020 18:00:00	1.08954	1.4	26.02.2020 22:00:00	1.09004	\$ -62.3
4794	Buy	14.02.2020 00:12:00	1.08402	1.8	26.02.2020 22:00:00	1.09003	\$ 956.7
4799	Buy	19.02.2020 17:00:00	1.0787	2.2	26.02.2020 22:00:00	1.08986	\$ 2343.55
4798	Buy	18.02.2020 15:00:00	1.08149	2	26.02.2020 22:00:00	1.08998	\$ 1584
4792	Buy	12.02.2020 22:00:00	1.0866	1.6	26.02.2020 22:00:00	1.08992	\$ 380
4790	Buy	10.02.2020 18:00:00	1.09248	1.2	26.02.2020 22:00:00	1.08998	\$ -428.4
4787	Buy	06.02.2020 18:00:00	1.09773	0.8	26.02.2020 22:00:00	1.08986	\$ -725.2
4783	Buy	05.02.2020 05:00:00	1.10351	0.4	26.02.2020 22:00:00	1.08994	\$ -598.1
4806	Buy	27.02.2020 04:00:00	1.09005	0.2	27.02.2020 05:00:00	1.09095	\$ 16.6
4805	Sell	27.02.2020 02:00:00	1.08863	0.2	28.02.2020 17:00:00	1.09654	\$ -159.09
4808	Sell	27.02.2020 11:00:00	1.09484	0.6	28.02.2020 17:00:00	1.09654	\$ -104.66
4810	Sell	28.02.2020 01:00:00	1.10019	1	28.02.2020 17:00:00	1.09656	\$ 356
4811	Sell	28.02.2020 11:00:00	1.10339	1.2	28.02.2020 17:00:00	1.09669	\$ 795.6
4809	Sell	27.02.2020 16:00:00	1.09771	0.8	28.02.2020 17:00:00	1.09652	\$ 91.65
4807	Sell	27.02.2020 07:00:00	1.09117	0.4	28.02.2020 17:00:00	1.09655	\$ -216.98
4812	Sell	02.03.2020 06:00:00	1.10513	0.2	02.03.2020 08:00:00	1.10424	\$ 16.4
4813	Buy	02.03.2020 09:00:00	1.1043	0.2	02.03.2020 10:00:00	1.10632	\$ 39
4814	Sell	03.03.2020 05:00:00	1.11413	0.2	03.03.2020 06:00:00	1.11341	\$ 13
4815	Sell	03.03.2020 08:00:00	1.11448	0.2	03.03.2020 10:00:00	1.11203	\$ 47.6

4816	Buy	04.03.2020 06:00:00	1.11615	0.2	04.03.2020 18:00:00	1.11401	\$ -44.2
4818	Buy	04.03.2020 15:00:00	1.11113	0.6	04.03.2020 18:00:00	1.11396	\$ 165.6
4817	Buy	04.03.2020 13:00:00	1.11372	0.4	04.03.2020 18:00:00	1.11403	\$ 9.6
4819	Buy	05.03.2020 04:00:00	1.11382	0.2	05.03.2020 12:00:00	1.11736	\$ 69.4
4821	Buy	06.03.2020 05:00:00	1.1232	0.2	06.03.2020 11:00:00	1.12724	\$ 79.4
4820	Sell	06.03.2020 02:00:00	1.12216	0.2	06.03.2020 20:00:00	1.13051	\$ -168.4
4823	Sell	06.03.2020 13:00:00	1.13158	0.6	06.03.2020 20:00:00	1.13048	\$ 61.8
4824	Sell	06.03.2020 17:00:00	1.13482	0.8	06.03.2020 20:00:00	1.1306	\$ 332
4822	Sell	06.03.2020 11:00:00	1.12732	0.4	06.03.2020 20:00:00	1.13048	\$ -129.2
4825	Sell	10.03.2020 00:00:00	1.14276	0.2	10.03.2020 03:00:00	1.14005	\$ 52.8
4826	Sell	10.03.2020 06:00:00	1.14095	0.2	10.03.2020 07:00:00	1.13958	\$ 26
4827	Sell	10.03.2020 16:00:00	1.13808	0.2	10.03.2020 17:00:00	1.13726	\$ 15
4828	Sell	12.03.2020 01:00:00	1.12595	0.2	12.03.2020 09:00:00	1.12925	\$ -67.4
4829	Sell	12.03.2020 05:00:00	1.13195	0.4	12.03.2020 09:00:00	1.12937	\$ 100.4
4830	Buy	16.03.2020 11:00:00	1.11766	0.2	16.03.2020 12:00:00	1.12269	\$ 99.2
4831	Buy	17.03.2020 02:00:00	1.11673	0.2	17.03.2020 06:00:00	1.1174	\$ 12
4832	Sell	17.03.2020 04:00:00	1.11723	0.2	17.03.2020 10:00:00	1.116	\$ 23.2
4833	Sell	19.03.2020 04:00:00	1.09008	0.2	19.03.2020 06:00:00	1.08827	\$ 34.8
4834	Sell	20.03.2020 02:00:00	1.06637	0.2	20.03.2020 03:00:00	1.06557	\$ 14.6
4835	Sell	20.03.2020 23:00:00	1.06645	0.2	23.03.2020 02:00:00	1.06595	\$ 9.11
4836	Sell	23.03.2020 00:06:00	1.07022	0.4	23.03.2020 02:00:00	1.06591	\$ 169.6
4839	Buy	24.03.2020 09:00:00	1.07806	0.2	24.03.2020 10:00:00	1.08334	\$ 104.2
4837	Sell	24.03.2020 02:00:00	1.07478	0.2	24.03.2020 16:00:00	1.08229	\$ -151.6
4840	Sell	24.03.2020 10:00:00	1.08343	0.6	24.03.2020 16:00:00	1.08224	\$ 67.2
4841	Sell	24.03.2020 14:00:00	1.08814	0.8	24.03.2020 16:00:00	1.08238	\$ 455.2
4838	Sell	24.03.2020 04:00:00	1.07963	0.4	24.03.2020 16:00:00	1.08238	\$ -112.8
4842	Sell	25.03.2020 00:00:00	1.07854	0.2	25.03.2020 04:00:00	1.07869	\$ -4.4
4843	Sell	25.03.2020 02:00:00	1.08118	0.4	25.03.2020 04:00:00	1.07879	\$ 92.8
4845	Buy	25.03.2020 11:00:00	1.08065	0.2	25.03.2020 12:00:00	1.08325	\$ 50.6
4844	Sell	25.03.2020 05:00:00	1.08059	0.2	25.03.2020 14:00:00	1.0807	\$ -3.6
4846	Sell	25.03.2020 12:00:00	1.08325	0.42	25.03.2020 14:00:00	1.0807	\$ 104.16
4847	Buy	26.03.2020 04:00:00	1.09222	0.21	26.03.2020 12:00:00	1.09378	\$ 31.29
4848	Buy	30.03.2020 08:00:00	1.10824	0.21	30.03.2020 09:00:00	1.11007	\$ 36.96
4849	Sell	30.03.2020 10:00:00	1.10615	0.21	30.03.2020 13:00:00	1.10693	\$ -17.85
4850	Sell	30.03.2020 12:00:00	1.10926	0.42	30.03.2020 13:00:00	1.10707	\$ 89.04
4851	Sell	30.03.2020 21:00:00	1.10189	0.21	31.03.2020 03:00:00	1.10292	\$ -22.56
4852	Sell	30.03.2020 23:00:00	1.10534	0.42	31.03.2020 03:00:00	1.10296	\$ 98.1
4857	Sell	01.04.2020 21:00:00	1.09187	0.21	02.04.2020 11:00:00	1.09316	\$ -26.95
4858	Sell	01.04.2020 23:00:00	1.09483	0.42	02.04.2020 11:00:00	1.09333	\$ 63.29
4862	Sell	03.04.2020 04:00:00	1.08432	0.21	03.04.2020 10:00:00	1.08272	\$ 32.13
4864	Sell	07.04.2020 00:00:00	1.07919	0.21	07.04.2020 02:00:00	1.07845	\$ 14.07
4853	Buy	01.04.2020 04:00:00	1.10313	0.21	07.04.2020 11:00:00	1.0877	\$ -333.38
4855	Buy	01.04.2020 12:00:00	1.09582	0.63	07.04.2020 11:00:00	1.08769	\$ -540.23
4859	Buy	02.04.2020 16:00:00	1.08795	1.05	07.04.2020 11:00:00	1.08771	\$ -52.24
4861	Buy	02.04.2020 21:00:00	1.08273	1.47	07.04.2020 11:00:00	1.08775	\$ 700.09
4863	Buy	03.04.2020 11:00:00	1.07912	1.68	07.04.2020 11:00:00	1.08768	\$ 1405.32
4860	Buy	02.04.2020 17:00:00	1.08516	1.26	07.04.2020 11:00:00	1.08768	\$ 285.07
4856	Buy	01.04.2020 16:00:00	1.09308	0.84	07.04.2020 11:00:00	1.08768	\$ -490.98
4854	Buy	01.04.2020 10:00:00	1.09823	0.42	07.04.2020 11:00:00	1.0877	\$ -460.95
4865	Sell	07.04.2020 04:00:00	1.07939	0.21	08.04.2020 10:00:00	1.08569	\$ -133.23
4867	Sell	07.04.2020 10:00:00	1.08589	0.63	08.04.2020 10:00:00	1.08575	\$ 6.02
4868	Sell	07.04.2020 16:00:00	1.09048	0.84	08.04.2020 10:00:00	1.08569	\$ 398.63
4866	Sell	07.04.2020 08:00:00	1.08264	0.42	08.04.2020 10:00:00	1.08579	\$ -134.16
4869	Sell	08.04.2020 22:00:00	1.08623	0.21	08.04.2020 23:00:00	1.08532	\$ 17.64
4870	Sell	09.04.2020 04:00:00	1.08722	0.21	09.04.2020 05:00:00	1.08597	\$ 24.78
4871	Buy	10.04.2020 04:00:00	1.09233	0.21	10.04.2020 06:00:00	1.09336	\$ 20.16
4872	Sell	10.04.2020 08:00:00	1.09368	0.21	13.04.2020 03:00:00	1.09316	\$ 9.99
4873	Buy	14.04.2020 03:00:00	1.09189	0.21	14.04.2020 05:00:00	1.09365	\$ 35.49
4874	Sell	15.04.2020 00:00:00	1.09797	0.21	15.04.2020 09:00:00	1.09636	\$ 32.34
4875	Buy	15.04.2020 07:00:00	1.09775	0.21	15.04.2020 20:00:00	1.09159	\$ -130.83

4877	Buy	15.04.2020 16:00:00	1.08611	0.63	15.04.2020 20:00:00	1.09161	\$ 342.09
4876	Buy	15.04.2020 11:00:00	1.0929	0.42	15.04.2020 20:00:00	1.09164	\$ -55.86
4878	Buy	16.04.2020 23:00:00	1.08457	0.21	17.04.2020 01:00:00	1.08606	\$ 28.51
4879	Buy	17.04.2020 02:00:00	1.08603	0.21	17.04.2020 05:00:00	1.08738	\$ 26.88
4880	Buy	17.04.2020 09:00:00	1.08652	0.21	17.04.2020 15:00:00	1.08477	\$ -38.22
4881	Buy	17.04.2020 11:00:00	1.08295	0.42	17.04.2020 15:00:00	1.08491	\$ 79.38
4882	Sell	20.04.2020 00:05:00	1.08745	0.21	20.04.2020 02:00:00	1.0869	\$ 10.08
4884	Buy	20.04.2020 06:00:00	1.08634	0.21	20.04.2020 08:00:00	1.08717	\$ 15.96
4883	Sell	20.04.2020 03:00:00	1.08638	0.21	20.04.2020 09:00:00	1.08547	\$ 17.64
4885	Sell	20.04.2020 23:00:00	1.08566	0.21	21.04.2020 05:00:00	1.08452	\$ 23.01
4886	Buy	22.04.2020 03:00:00	1.08567	0.21	22.04.2020 14:00:00	1.08707	\$ 27.93
4887	Sell	22.04.2020 07:00:00	1.08512	0.21	22.04.2020 17:00:00	1.08507	\$ -0.42
4888	Sell	22.04.2020 15:00:00	1.08761	0.42	22.04.2020 17:00:00	1.08514	\$ 100.8
4889	Sell	23.04.2020 03:00:00	1.08067	0.21	23.04.2020 11:00:00	1.07972	\$ 18.48
4890	Sell	24.04.2020 04:00:00	1.0766	0.21	24.04.2020 10:00:00	1.07392	\$ 54.81
4891	Buy	27.04.2020 00:00:00	1.0825	0.21	27.04.2020 07:00:00	1.08323	\$ 13.86
4892	Sell	28.04.2020 00:00:00	1.08288	0.21	28.04.2020 08:00:00	1.08215	\$ 13.86
4893	Buy	29.04.2020 02:00:00	1.08255	0.21	29.04.2020 03:00:00	1.08326	\$ 13.44
4894	Sell	30.04.2020 02:00:00	1.08744	0.21	30.04.2020 04:00:00	1.08583	\$ 32.34
4896	Buy	30.04.2020 09:00:00	1.0865	0.21	30.04.2020 10:00:00	1.08806	\$ 31.29
4895	Sell	30.04.2020 07:00:00	1.08625	0.21	04.05.2020 02:00:00	1.09569	\$ -198.63
4898	Sell	01.05.2020 13:00:00	1.09814	0.63	04.05.2020 02:00:00	1.09566	\$ 153.44
4899	Sell	01.05.2020 18:00:00	1.10072	0.84	04.05.2020 02:00:00	1.09568	\$ 419.63
4897	Sell	30.04.2020 18:00:00	1.09529	0.42	04.05.2020 02:00:00	1.09559	\$ -13.39
4900	Sell	04.05.2020 09:00:00	1.09286	0.21	04.05.2020 18:00:00	1.09169	\$ 23.1
4901	Buy	04.05.2020 23:00:00	1.08982	0.21	05.05.2020 00:00:00	1.09065	\$ 14.65
4902	Buy	05.05.2020 04:00:00	1.09109	0.21	05.05.2020 17:00:00	1.08791	\$ -68.25
4903	Buy	05.05.2020 12:00:00	1.08448	0.42	05.05.2020 17:00:00	1.08796	\$ 143.22
4904	Sell	05.05.2020 23:00:00	1.08465	0.21	06.05.2020 02:00:00	1.08415	\$ 9.57
4905	Sell	07.05.2020 00:00:00	1.07935	0.21	07.05.2020 17:00:00	1.07777	\$ 31.71
4906	Buy	07.05.2020 02:00:00	1.07994	0.21	07.05.2020 19:00:00	1.08142	\$ 29.61
4907	Buy	08.05.2020 01:00:00	1.08327	0.21	08.05.2020 04:00:00	1.08471	\$ 28.77
4909	Sell	08.05.2020 08:00:00	1.08425	0.21	08.05.2020 10:00:00	1.08336	\$ 17.22
4908	Buy	08.05.2020 06:00:00	1.08499	0.21	08.05.2020 13:00:00	1.08424	\$ -17.22
4910	Buy	08.05.2020 11:00:00	1.08254	0.42	08.05.2020 13:00:00	1.08425	\$ 68.88
4912	Sell	11.05.2020 08:00:00	1.08473	0.21	11.05.2020 09:00:00	1.0841	\$ 11.76
4913	Sell	11.05.2020 10:00:00	1.08422	0.21	11.05.2020 11:00:00	1.08342	\$ 15.33
4915	Sell	12.05.2020 00:00:00	1.08063	0.21	12.05.2020 04:00:00	1.07927	\$ 27.09
4911	Buy	11.05.2020 07:00:00	1.08476	0.21	12.05.2020 10:00:00	1.08195	\$ -61.79
4916	Buy	12.05.2020 04:00:00	1.07931	0.63	12.05.2020 10:00:00	1.08205	\$ 168.21
4914	Buy	11.05.2020 12:00:00	1.0818	0.42	12.05.2020 10:00:00	1.08209	\$ 6.62
4917	Sell	12.05.2020 05:00:00	1.07938	0.21	13.05.2020 11:00:00	1.0839	\$ -95.85
4919	Sell	12.05.2020 15:00:00	1.08495	0.63	13.05.2020 11:00:00	1.08387	\$ 65.24
4920	Sell	12.05.2020 17:00:00	1.08779	0.84	13.05.2020 11:00:00	1.08393	\$ 320.51
4918	Sell	12.05.2020 10:00:00	1.08195	0.42	13.05.2020 11:00:00	1.08392	\$ -84.6
4921	Sell	14.05.2020 01:00:00	1.08202	0.21	14.05.2020 05:00:00	1.08092	\$ 21.63
4923	Sell	15.05.2020 08:00:00	1.08047	0.21	15.05.2020 10:00:00	1.0798	\$ 12.6
4922	Buy	15.05.2020 06:00:00	1.08026	0.21	15.05.2020 11:00:00	1.08161	\$ 26.88
4924	Sell	18.05.2020 06:00:00	1.08258	0.21	18.05.2020 08:00:00	1.08208	\$ 9.03
4925	Sell	18.05.2020 09:00:00	1.08187	0.21	18.05.2020 11:00:00	1.08137	\$ 9.03
4926	Sell	20.05.2020 00:00:00	1.09215	0.21	21.05.2020 09:00:00	1.09544	\$ -68.95
4928	Sell	20.05.2020 17:00:00	1.09802	0.63	21.05.2020 09:00:00	1.09554	\$ 156.67
4927	Sell	20.05.2020 13:00:00	1.095	0.42	21.05.2020 09:00:00	1.09551	\$ -21.13
4930	Sell	22.05.2020 06:00:00	1.09418	0.21	22.05.2020 07:00:00	1.09352	\$ 12.39
4929	Buy	22.05.2020 02:00:00	1.09504	0.21	25.05.2020 15:00:00	1.09127	\$ -81.95
4932	Buy	25.05.2020 10:00:00	1.08798	0.63	25.05.2020 15:00:00	1.09131	\$ 205.38
4931	Buy	22.05.2020 11:00:00	1.09051	0.42	25.05.2020 15:00:00	1.09137	\$ 30.55
4933	Sell	25.05.2020 22:00:00	1.08987	0.21	27.05.2020 08:00:00	1.09562	\$ -121.14
4935	Sell	26.05.2020 13:00:00	1.0962	0.63	27.05.2020 08:00:00	1.09558	\$ 36.26
4936	Sell	26.05.2020 22:00:00	1.09938	0.84	27.05.2020 08:00:00	1.09557	\$ 316.31

4934	Sell	26.05.2020 11:00:00	1.09345	0.42	27.05.2020 08:00:00	1.09547	\$ -86.7
4937	Sell	28.05.2020 06:00:00	1.10185	0.21	28.05.2020 07:00:00	1.1012	\$ 12.18
4938	Buy	29.05.2020 02:00:00	1.10747	0.21	29.05.2020 05:00:00	1.10866	\$ 23.52
4939	Sell	01.06.2020 00:00:00	1.11136	0.21	01.06.2020 13:00:00	1.11144	\$ -3.15
4940	Sell	01.06.2020 09:00:00	1.1139	0.42	01.06.2020 13:00:00	1.11132	\$ 105.42
4941	Sell	01.06.2020 23:00:00	1.11347	0.21	02.06.2020 03:00:00	1.11248	\$ 19.86
4942	Sell	02.06.2020 23:00:00	1.11657	0.21	03.06.2020 15:00:00	1.11944	\$ -61.2
4944	Sell	03.06.2020 13:00:00	1.12182	0.63	03.06.2020 15:00:00	1.11952	\$ 140.49
4943	Sell	03.06.2020 04:00:00	1.11922	0.42	03.06.2020 15:00:00	1.11953	\$ -15.96
4945	Sell	04.06.2020 01:00:00	1.12355	0.21	04.06.2020 04:00:00	1.12235	\$ 23.73
4946	Sell	04.06.2020 08:00:00	1.12149	0.21	04.06.2020 11:00:00	1.12026	\$ 24.36
4947	Buy	04.06.2020 09:00:00	1.12156	0.21	04.06.2020 15:00:00	1.12659	\$ 104.16
4948	Buy	05.06.2020 02:00:00	1.13382	0.21	05.06.2020 08:00:00	1.1347	\$ 17.01
4950	Buy	08.06.2020 00:00:00	1.12968	0.21	08.06.2020 03:00:00	1.13163	\$ 39.48
4949	Sell	05.06.2020 22:00:00	1.12945	0.21	08.06.2020 06:00:00	1.129	\$ 8.52
4951	Buy	08.06.2020 08:00:00	1.12893	0.21	08.06.2020 11:00:00	1.12999	\$ 20.79
4952	Buy	09.06.2020 00:00:00	1.12955	0.21	09.06.2020 03:00:00	1.13046	\$ 17.64
4953	Buy	10.06.2020 06:00:00	1.13432	0.21	10.06.2020 09:00:00	1.13633	\$ 40.74
4954	Buy	12.06.2020 04:00:00	1.12826	0.21	12.06.2020 05:00:00	1.12885	\$ 10.92
4955	Sell	12.06.2020 07:00:00	1.12934	0.21	12.06.2020 14:00:00	1.13029	\$ -21.42
4956	Sell	12.06.2020 11:00:00	1.13215	0.42	12.06.2020 14:00:00	1.13032	\$ 73.92
4957	Sell	15.06.2020 03:00:00	1.12517	0.21	15.06.2020 04:00:00	1.12463	\$ 9.87
4958	Sell	15.06.2020 05:00:00	1.12588	0.21	15.06.2020 06:00:00	1.12538	\$ 9.03
4959	Buy	16.06.2020 01:00:00	1.13256	0.21	16.06.2020 03:00:00	1.13377	\$ 23.94
4960	Sell	16.06.2020 07:00:00	1.134	0.21	16.06.2020 08:00:00	1.13333	\$ 12.6
4961	Sell	17.06.2020 00:00:00	1.12629	0.21	17.06.2020 12:00:00	1.12579	\$ 9.03
4963	Buy	19.06.2020 10:00:00	1.12178	0.21	19.06.2020 16:00:00	1.12383	\$ 41.58
4962	Sell	19.06.2020 02:00:00	1.12082	0.21	19.06.2020 17:00:00	1.12183	\$ -22.68
4964	Sell	19.06.2020 16:00:00	1.1237	0.42	19.06.2020 17:00:00	1.12188	\$ 73.5
4966	Buy	22.06.2020 07:00:00	1.11926	0.21	22.06.2020 08:00:00	1.12037	\$ 21.84
4969	Buy	22.06.2020 23:00:00	1.12569	0.21	23.06.2020 01:00:00	1.12631	\$ 10.24
4965	Sell	22.06.2020 03:00:00	1.11761	0.21	24.06.2020 16:00:00	1.12729	\$ -203.67
4968	Sell	22.06.2020 17:00:00	1.12434	0.63	24.06.2020 16:00:00	1.12735	\$ -190.81
4971	Sell	23.06.2020 11:00:00	1.13006	1.05	24.06.2020 16:00:00	1.12744	\$ 270.44
4972	Sell	23.06.2020 16:00:00	1.1331	1.26	24.06.2020 16:00:00	1.12743	\$ 708.83
4970	Sell	23.06.2020 02:00:00	1.12723	0.84	24.06.2020 16:00:00	1.12729	\$ -8.77
4967	Sell	22.06.2020 08:00:00	1.12036	0.42	24.06.2020 16:00:00	1.12731	\$ -292.69
4976	Sell	25.06.2020 00:00:00	1.125	0.21	25.06.2020 07:00:00	1.12426	\$ 14.07
4973	Buy	24.06.2020 04:00:00	1.13178	0.21	29.06.2020 09:00:00	1.12523	\$ -145.58
4975	Buy	24.06.2020 22:00:00	1.12592	0.63	29.06.2020 09:00:00	1.1251	\$ -75.76
4978	Buy	25.06.2020 15:00:00	1.11971	1.05	29.06.2020 09:00:00	1.12516	\$ 551.77
4977	Buy	25.06.2020 12:00:00	1.12292	0.84	29.06.2020 09:00:00	1.12513	\$ 169.26
4974	Buy	24.06.2020 15:00:00	1.12839	0.42	29.06.2020 09:00:00	1.12526	\$ -147.53
4979	Sell	29.06.2020 00:01:00	1.12154	0.21	29.06.2020 18:00:00	1.12455	\$ -64.68
4981	Sell	29.06.2020 13:00:00	1.12706	0.63	29.06.2020 18:00:00	1.12464	\$ 148.05
4980	Sell	29.06.2020 06:00:00	1.1243	0.42	29.06.2020 18:00:00	1.12461	\$ -15.96
4982	Sell	30.06.2020 03:00:00	1.12456	0.21	30.06.2020 04:00:00	1.12379	\$ 14.7
4983	Sell	30.06.2020 05:00:00	1.12471	0.21	30.06.2020 06:00:00	1.12413	\$ 10.71
4984	Sell	02.07.2020 06:00:00	1.12606	0.21	02.07.2020 14:00:00	1.12792	\$ -40.53
4985	Sell	02.07.2020 12:00:00	1.12968	0.42	02.07.2020 14:00:00	1.12789	\$ 72.24
4986	Sell	03.07.2020 02:00:00	1.12411	0.21	03.07.2020 08:00:00	1.12282	\$ 25.62
4987	Buy	03.07.2020 23:00:00	1.12447	0.21	06.07.2020 04:00:00	1.12646	\$ 39.01
4988	Sell	06.07.2020 01:00:00	1.1246	0.21	07.07.2020 11:00:00	1.12858	\$ -84.51
4990	Sell	06.07.2020 15:00:00	1.13182	0.63	07.07.2020 11:00:00	1.12847	\$ 208.25
4989	Sell	06.07.2020 06:00:00	1.12765	0.42	07.07.2020 11:00:00	1.12858	\$ -40.92
4991	Sell	08.07.2020 01:00:00	1.1274	0.22	09.07.2020 12:00:00	1.13299	\$ -122.83
4993	Sell	09.07.2020 07:00:00	1.13621	0.66	09.07.2020 12:00:00	1.13287	\$ 215.82
4992	Sell	08.07.2020 17:00:00	1.13292	0.44	09.07.2020 12:00:00	1.13302	\$ -4.1
4994	Sell	10.07.2020 01:00:00	1.12836	0.22	10.07.2020 04:00:00	1.12756	\$ 16.06
4995	Sell	10.07.2020 05:00:00	1.1278	0.22	10.07.2020 06:00:00	1.12736	\$ 8.14

4996	Buy	10.07.2020 09:00:00	1.127	0.22	10.07.2020 11:00:00	1.12783	\$ 16.72
4997	Sell	13.07.2020 09:00:00	1.13288	0.22	13.07.2020 11:00:00	1.1318	\$ 22.22
4998	Sell	14.07.2020 01:00:00	1.13447	0.22	14.07.2020 06:00:00	1.1338	\$ 13.2
4999	Buy	14.07.2020 08:00:00	1.13453	0.22	14.07.2020 12:00:00	1.13505	\$ 9.9
5001	Buy	15.07.2020 01:00:00	1.14026	0.22	15.07.2020 02:00:00	1.14091	\$ 12.76
5002	Buy	15.07.2020 03:00:00	1.14111	0.22	15.07.2020 11:00:00	1.14326	\$ 45.76
5000	Sell	14.07.2020 23:00:00	1.13895	0.22	15.07.2020 19:00:00	1.14065	\$ -38.38
5003	Sell	15.07.2020 11:00:00	1.1433	0.44	15.07.2020 19:00:00	1.14058	\$ 116.6
5004	Buy	17.07.2020 05:00:00	1.13816	0.22	17.07.2020 07:00:00	1.13907	\$ 18.48
5005	Buy	17.07.2020 23:00:00	1.14401	0.22	20.07.2020 02:00:00	1.14358	\$ -12.38
5007	Buy	20.07.2020 00:05:00	1.14183	0.44	20.07.2020 02:00:00	1.14352	\$ 71.28
5006	Sell	20.07.2020 00:04:00	1.14078	0.22	20.07.2020 05:00:00	1.14165	\$ -20.68
5008	Sell	20.07.2020 02:00:00	1.14365	0.44	20.07.2020 05:00:00	1.14171	\$ 82.28
5009	Sell	20.07.2020 07:00:00	1.14185	0.22	20.07.2020 16:00:00	1.14179	\$ -0.22
5010	Sell	20.07.2020 09:00:00	1.14529	0.44	20.07.2020 16:00:00	1.1418	\$ 150.48
5011	Buy	21.07.2020 01:00:00	1.14447	0.22	21.07.2020 03:00:00	1.14558	\$ 22.88
5012	Sell	21.07.2020 04:00:00	1.14563	0.22	21.07.2020 07:00:00	1.14459	\$ 21.34
5013	Sell	22.07.2020 01:00:00	1.15318	0.22	22.07.2020 11:00:00	1.15178	\$ 29.26
5014	Sell	23.07.2020 00:00:00	1.15698	0.22	23.07.2020 16:00:00	1.15417	\$ 60.28
5015	Sell	24.07.2020 03:00:00	1.15944	0.22	24.07.2020 14:00:00	1.15846	\$ 20.02
5016	Buy	24.07.2020 06:00:00	1.16149	0.22	24.07.2020 15:00:00	1.16015	\$ -31.02
5017	Buy	24.07.2020 14:00:00	1.15844	0.44	24.07.2020 15:00:00	1.16009	\$ 69.52
5018	Sell	24.07.2020 23:00:00	1.16412	0.22	28.07.2020 11:00:00	1.17115	\$ -155.07
5020	Sell	27.07.2020 14:00:00	1.17269	0.66	28.07.2020 11:00:00	1.17103	\$ 106.63
5021	Sell	27.07.2020 17:00:00	1.17595	0.88	28.07.2020 11:00:00	1.1711	\$ 422.89
5019	Sell	27.07.2020 04:00:00	1.16887	0.44	28.07.2020 11:00:00	1.17105	\$ -97.87
5023	Buy	29.07.2020 07:00:00	1.17295	0.22	29.07.2020 10:00:00	1.17466	\$ 36.08
5022	Sell	28.07.2020 23:00:00	1.17138	0.22	29.07.2020 15:00:00	1.17228	\$ -20.78
5024	Sell	29.07.2020 10:00:00	1.17468	0.44	29.07.2020 15:00:00	1.17224	\$ 104.28
5025	Sell	30.07.2020 05:00:00	1.17699	0.22	30.07.2020 09:00:00	1.1761	\$ 18.04
5026	Buy	31.07.2020 01:00:00	1.18433	0.22	31.07.2020 03:00:00	1.1871	\$ 59.4
5027	Sell	03.08.2020 04:00:00	1.17538	0.22	03.08.2020 13:00:00	1.17444	\$ 19.14
5028	Sell	03.08.2020 12:00:00	1.17788	0.44	03.08.2020 13:00:00	1.17437	\$ 151.36
5029	Sell	04.08.2020 03:00:00	1.17594	0.22	04.08.2020 04:00:00	1.1754	\$ 10.34
5034	Buy	06.08.2020 03:00:00	1.18734	0.22	06.08.2020 08:00:00	1.18794	\$ 11.66
5030	Sell	05.08.2020 01:00:00	1.17956	0.22	06.08.2020 11:00:00	1.18423	\$ -102.59
5032	Sell	05.08.2020 13:00:00	1.18554	0.66	06.08.2020 11:00:00	1.18433	\$ 80.31
5033	Sell	05.08.2020 17:00:00	1.18915	0.88	06.08.2020 11:00:00	1.18432	\$ 425.64
5031	Sell	05.08.2020 10:00:00	1.1824	0.44	06.08.2020 11:00:00	1.18431	\$ -83.74
5035	Sell	07.08.2020 00:00:00	1.18772	0.22	07.08.2020 05:00:00	1.18699	\$ 14.52
5036	Buy	10.08.2020 04:00:00	1.17936	0.22	10.08.2020 17:00:00	1.17869	\$ -16.28
5037	Buy	10.08.2020 10:00:00	1.17653	0.44	10.08.2020 17:00:00	1.17867	\$ 91.08
5038	Sell	11.08.2020 00:00:00	1.17372	0.22	11.08.2020 04:00:00	1.17254	\$ 24.42
5039	Sell	12.08.2020 01:00:00	1.17405	0.22	12.08.2020 03:00:00	1.17357	\$ 9.02
5040	Sell	12.08.2020 05:00:00	1.17293	0.22	12.08.2020 06:00:00	1.17211	\$ 16.5
5041	Buy	13.08.2020 00:00:00	1.17841	0.22	13.08.2020 03:00:00	1.17934	\$ 18.92
5043	Sell	14.08.2020 05:00:00	1.18119	0.22	14.08.2020 11:00:00	1.18026	\$ 18.92
5042	Buy	14.08.2020 02:00:00	1.18167	0.22	14.08.2020 14:00:00	1.18087	\$ -19.14
5044	Buy	14.08.2020 13:00:00	1.17916	0.44	14.08.2020 14:00:00	1.18087	\$ 72.16
5046	Buy	17.08.2020 05:00:00	1.18462	0.22	17.08.2020 06:00:00	1.18578	\$ 23.98
5045	Sell	17.08.2020 04:00:00	1.1847	0.22	17.08.2020 12:00:00	1.18387	\$ 16.72
5047	Sell	18.08.2020 03:00:00	1.18744	0.22	19.08.2020 18:00:00	1.19005	\$ -58.4
5049	Sell	18.08.2020 16:00:00	1.19368	0.66	19.08.2020 18:00:00	1.19006	\$ 235.99
5048	Sell	18.08.2020 12:00:00	1.19111	0.44	19.08.2020 18:00:00	1.19003	\$ 45.57
5053	Sell	20.08.2020 05:00:00	1.18438	0.22	20.08.2020 12:00:00	1.18365	\$ 14.52
5054	Sell	21.08.2020 06:00:00	1.18724	0.22	21.08.2020 11:00:00	1.18415	\$ 66.44
5050	Buy	19.08.2020 04:00:00	1.19476	0.22	24.08.2020 15:00:00	1.18424	\$ -239.85
5052	Buy	19.08.2020 22:00:00	1.18551	0.66	24.08.2020 15:00:00	1.18427	\$ -107.09
5056	Buy	21.08.2020 15:00:00	1.17749	1.1	24.08.2020 15:00:00	1.1843	\$ 734.52
5055	Buy	21.08.2020 12:00:00	1.18132	0.88	24.08.2020 15:00:00	1.18432	\$ 252.34

5051	Buy	19.08.2020 18:00:00	1.19003	0.44	24.08.2020 15:00:00	1.18432	\$ -268.07
5057	Sell	25.08.2020 01:00:00	1.17894	0.22	26.08.2020 11:00:00	1.18083	\$ -42.56
5058	Sell	25.08.2020 11:00:00	1.18274	0.44	26.08.2020 11:00:00	1.18084	\$ 81.65
5059	Buy	27.08.2020 02:00:00	1.18362	0.22	27.08.2020 16:00:00	1.1833	\$ -8.58
5060	Buy	27.08.2020 14:00:00	1.18057	0.44	27.08.2020 16:00:00	1.18334	\$ 118.8
5062	Buy	31.08.2020 01:00:00	1.19088	0.22	31.08.2020 03:00:00	1.1918	\$ 18.7
5061	Sell	28.08.2020 22:00:00	1.18914	0.22	31.08.2020 08:00:00	1.19015	\$ -23.2
5063	Sell	31.08.2020 03:00:00	1.19166	0.44	31.08.2020 08:00:00	1.19009	\$ 66
5064	Sell	02.09.2020 04:00:00	1.19079	0.22	02.09.2020 05:00:00	1.19018	\$ 11.88
5065	Sell	02.09.2020 06:00:00	1.19063	0.22	02.09.2020 11:00:00	1.18755	\$ 66.22
5067	Sell	03.09.2020 04:00:00	1.18318	0.22	03.09.2020 07:00:00	1.18219	\$ 20.24
5066	Buy	03.09.2020 03:00:00	1.1845	0.22	03.09.2020 12:00:00	1.18313	\$ -31.68
5068	Buy	03.09.2020 08:00:00	1.18109	0.44	03.09.2020 12:00:00	1.18325	\$ 91.96
5069	Buy	03.09.2020 22:00:00	1.18577	0.22	04.09.2020 20:00:00	1.18347	\$ -53.52
5070	Buy	04.09.2020 16:00:00	1.1811	0.44	04.09.2020 20:00:00	1.18353	\$ 103.84
5072	Sell	07.09.2020 07:00:00	1.18364	0.22	07.09.2020 09:00:00	1.18298	\$ 12.98
5075	Sell	09.09.2020 00:00:00	1.17759	0.22	09.09.2020 02:00:00	1.17664	\$ 19.36
5076	Sell	09.09.2020 04:00:00	1.17749	0.22	09.09.2020 10:00:00	1.1766	\$ 18.04
5071	Buy	07.09.2020 05:00:00	1.18366	0.22	09.09.2020 17:00:00	1.1817	\$ -47.41
5074	Buy	08.09.2020 17:00:00	1.17777	0.66	09.09.2020 17:00:00	1.18159	\$ 243.38
5073	Buy	08.09.2020 04:00:00	1.18061	0.44	09.09.2020 17:00:00	1.18168	\$ 41.25
5077	Sell	10.09.2020 02:00:00	1.18098	0.22	10.09.2020 03:00:00	1.1803	\$ 13.42
5078	Buy	10.09.2020 10:00:00	1.18259	0.22	10.09.2020 12:00:00	1.18334	\$ 14.96
5079	Sell	11.09.2020 03:00:00	1.18241	0.22	11.09.2020 17:00:00	1.18408	\$ -38.28
5080	Sell	11.09.2020 12:00:00	1.18561	0.44	11.09.2020 17:00:00	1.18409	\$ 63.8
5081	Sell	11.09.2020 23:00:00	1.18422	0.22	14.09.2020 04:00:00	1.18345	\$ 15.96
5082	Sell	14.09.2020 09:00:00	1.18544	0.22	14.09.2020 10:00:00	1.18431	\$ 23.32
5083	Sell	15.09.2020 02:00:00	1.18685	0.22	15.09.2020 16:00:00	1.18749	\$ -15.62
5084	Sell	15.09.2020 08:00:00	1.18938	0.44	15.09.2020 16:00:00	1.18759	\$ 75.68
5085	Sell	16.09.2020 02:00:00	1.1847	0.22	16.09.2020 04:00:00	1.18337	\$ 27.72
5086	Buy	17.09.2020 21:00:00	1.18317	0.22	17.09.2020 22:00:00	1.18393	\$ 15.18
5087	Buy	18.09.2020 00:00:00	1.18485	0.22	18.09.2020 04:00:00	1.18534	\$ 9.24
5088	Sell	18.09.2020 08:00:00	1.18481	0.22	18.09.2020 14:00:00	1.18421	\$ 11.66
5089	Sell	21.09.2020 00:00:00	1.18359	0.22	21.09.2020 11:00:00	1.18343	\$ 1.98
5090	Sell	21.09.2020 07:00:00	1.1867	0.44	21.09.2020 11:00:00	1.18329	\$ 146.96
5096	Sell	22.09.2020 03:00:00	1.17628	0.22	22.09.2020 09:00:00	1.17535	\$ 18.92
5099	Sell	24.09.2020 05:00:00	1.16609	0.22	24.09.2020 08:00:00	1.16528	\$ 16.28
5101	Sell	24.09.2020 10:00:00	1.16515	0.22	24.09.2020 13:00:00	1.16417	\$ 20.02
5103	Sell	25.09.2020 22:00:00	1.16227	0.22	28.09.2020 04:00:00	1.16157	\$ 14.42
5091	Buy	21.09.2020 08:00:00	1.18663	0.22	29.09.2020 17:00:00	1.17245	\$ -324.5
5093	Buy	21.09.2020 12:00:00	1.18023	0.66	29.09.2020 17:00:00	1.17242	\$ -553.08
5095	Buy	21.09.2020 18:00:00	1.17409	1.1	29.09.2020 17:00:00	1.17245	\$ -243.1
5098	Buy	23.09.2020 08:00:00	1.16783	1.54	29.09.2020 17:00:00	1.17236	\$ 629.09
5102	Buy	25.09.2020 18:00:00	1.16198	1.98	29.09.2020 17:00:00	1.17234	\$ 2012.67
5100	Buy	24.09.2020 08:00:00	1.16535	1.76	29.09.2020 17:00:00	1.17232	\$ 1181.4
5097	Buy	22.09.2020 18:00:00	1.17039	1.32	29.09.2020 17:00:00	1.17249	\$ 210.21
5094	Buy	21.09.2020 16:00:00	1.17691	0.88	29.09.2020 17:00:00	1.17237	\$ -449.68
5092	Buy	21.09.2020 11:00:00	1.18343	0.44	29.09.2020 17:00:00	1.17247	\$ -507.32
5104	Sell	29.09.2020 02:00:00	1.16689	0.22	30.09.2020 17:00:00	1.16953	\$ -59.06
5106	Sell	29.09.2020 17:00:00	1.17236	0.69	30.09.2020 17:00:00	1.1697	\$ 180.48
5105	Sell	29.09.2020 14:00:00	1.16984	0.44	30.09.2020 17:00:00	1.1697	\$ 4.21
5108	Buy	01.10.2020 05:00:00	1.17356	0.23	01.10.2020 06:00:00	1.17412	\$ 11.27
5107	Sell	01.10.2020 00:00:00	1.17217	0.23	01.10.2020 12:00:00	1.17254	\$ -10.12
5109	Sell	01.10.2020 08:00:00	1.17462	0.46	01.10.2020 12:00:00	1.17241	\$ 98.44
5110	Sell	02.10.2020 01:00:00	1.17439	0.23	02.10.2020 04:00:00	1.17351	\$ 18.63
5111	Buy	02.10.2020 21:00:00	1.17148	0.23	05.10.2020 04:00:00	1.17258	\$ 22.25
5113	Sell	06.10.2020 08:00:00	1.17877	0.23	06.10.2020 11:00:00	1.17776	\$ 21.62
5112	Buy	06.10.2020 03:00:00	1.17884	0.23	06.10.2020 15:00:00	1.17955	\$ 14.72
5114	Buy	07.10.2020 06:00:00	1.17307	0.23	07.10.2020 09:00:00	1.17383	\$ 15.87
5116	Buy	08.10.2020 03:00:00	1.17653	0.23	08.10.2020 06:00:00	1.17711	\$ 11.73

5115	Sell	08.10.2020 00:00:00	1.17601	0.23	08.10.2020 17:00:00	1.17442	\$ 34.96
5118	Sell	12.10.2020 01:00:00	1.18148	0.23	12.10.2020 13:00:00	1.18022	\$ 27.37
5119	Sell	13.10.2020 01:00:00	1.18135	0.23	13.10.2020 04:00:00	1.18007	\$ 27.83
5122	Sell	14.10.2020 03:00:00	1.17412	0.23	14.10.2020 13:00:00	1.17304	\$ 23.23
5123	Sell	15.10.2020 00:00:00	1.17453	0.23	15.10.2020 10:00:00	1.17368	\$ 17.94
5125	Sell	16.10.2020 03:00:00	1.17075	0.23	16.10.2020 19:00:00	1.17166	\$ -22.54
5126	Sell	16.10.2020 16:00:00	1.17317	0.46	16.10.2020 19:00:00	1.17161	\$ 68.54
5127	Sell	16.10.2020 23:00:00	1.17177	0.23	19.10.2020 02:00:00	1.17125	\$ 10.94
5117	Buy	12.10.2020 00:00:00	1.18171	0.23	19.10.2020 14:00:00	1.1767	\$ -126.9
5121	Buy	13.10.2020 17:00:00	1.17537	0.69	19.10.2020 14:00:00	1.17668	\$ 59.69
5124	Buy	15.10.2020 12:00:00	1.17077	0.92	19.10.2020 14:00:00	1.17663	\$ 521.18
5120	Buy	13.10.2020 10:00:00	1.17883	0.46	19.10.2020 14:00:00	1.17667	\$ -119.83
5132	Buy	22.10.2020 08:00:00	1.18447	0.23	22.10.2020 11:00:00	1.18602	\$ 34.04
5128	Sell	20.10.2020 00:00:00	1.17691	0.23	22.10.2020 14:00:00	1.18293	\$ -137.71
5130	Sell	20.10.2020 21:00:00	1.18307	0.69	22.10.2020 14:00:00	1.18291	\$ 13.28
5131	Sell	21.10.2020 11:00:00	1.18672	0.92	22.10.2020 14:00:00	1.18297	\$ 345.63
5129	Sell	20.10.2020 13:00:00	1.18058	0.46	22.10.2020 14:00:00	1.18299	\$ -109.37
5133	Sell	22.10.2020 22:00:00	1.18192	0.23	23.10.2020 04:00:00	1.17991	\$ 45.21
5134	Buy	22.10.2020 23:00:00	1.1818	0.23	23.10.2020 11:00:00	1.18291	\$ 22.48
5135	Buy	23.10.2020 22:00:00	1.18593	0.23	27.10.2020 09:00:00	1.18343	\$ -61.98
5137	Buy	26.10.2020 23:00:00	1.1808	0.69	27.10.2020 09:00:00	1.18338	\$ 168.88
5136	Buy	26.10.2020 07:00:00	1.18333	0.46	27.10.2020 09:00:00	1.1834	\$ -2.88
5138	Sell	27.10.2020 00:00:00	1.18097	0.23	28.10.2020 00:00:00	1.17961	\$ 30.26
5140	Buy	28.10.2020 07:00:00	1.17767	0.23	28.10.2020 09:00:00	1.17842	\$ 15.64
5139	Sell	28.10.2020 06:00:00	1.17768	0.23	28.10.2020 10:00:00	1.17674	\$ 20.01
5141	Buy	28.10.2020 23:00:00	1.17461	0.23	29.10.2020 04:00:00	1.17505	\$ 4.2
5142	Buy	30.10.2020 03:00:00	1.16791	0.23	30.10.2020 06:00:00	1.16865	\$ 15.41
5143	Sell	02.11.2020 04:00:00	1.16412	0.23	02.11.2020 07:00:00	1.1632	\$ 19.55
5144	Buy	02.11.2020 22:00:00	1.16303	0.23	02.11.2020 23:00:00	1.16373	\$ 14.49
5145	Buy	03.11.2020 01:00:00	1.16405	0.23	03.11.2020 04:00:00	1.16505	\$ 21.39
5146	Buy	03.11.2020 05:00:00	1.16511	0.23	03.11.2020 09:00:00	1.16603	\$ 19.55
5147	Buy	05.11.2020 01:00:00	1.17225	0.23	05.11.2020 02:00:00	1.17319	\$ 20.01
5148	Buy	05.11.2020 04:00:00	1.17218	0.23	05.11.2020 05:00:00	1.17337	\$ 25.76
5154	Buy	06.11.2020 23:00:00	1.18788	0.23	09.11.2020 00:00:00	1.18904	\$ 23.63
5155	Buy	09.11.2020 03:00:00	1.1887	0.23	09.11.2020 09:00:00	1.18926	\$ 11.27
5149	Sell	05.11.2020 07:00:00	1.17372	0.23	09.11.2020 19:00:00	1.18107	\$ -169.48
5151	Sell	05.11.2020 12:00:00	1.17935	0.69	09.11.2020 19:00:00	1.18097	\$ -113.08
5153	Sell	06.11.2020 14:00:00	1.18765	1.15	09.11.2020 19:00:00	1.18089	\$ 772.29
5152	Sell	05.11.2020 15:00:00	1.18452	0.92	09.11.2020 19:00:00	1.18098	\$ 323.95
5150	Sell	05.11.2020 11:00:00	1.17623	0.46	09.11.2020 19:00:00	1.18103	\$ -221.66
5156	Buy	10.11.2020 03:00:00	1.18148	0.23	10.11.2020 04:00:00	1.18244	\$ 20.47
5157	Buy	10.11.2020 22:00:00	1.1813	0.23	11.11.2020 01:00:00	1.18193	\$ 11.44
5158	Sell	10.11.2020 23:00:00	1.18076	0.23	11.11.2020 11:00:00	1.17894	\$ 40.84
5162	Sell	12.11.2020 01:00:00	1.17771	0.23	12.11.2020 07:00:00	1.1771	\$ 12.42
5159	Buy	11.11.2020 09:00:00	1.18243	0.23	12.11.2020 11:00:00	1.17896	\$ -85.73
5161	Buy	11.11.2020 16:00:00	1.1759	0.69	12.11.2020 11:00:00	1.17897	\$ 194.06
5160	Buy	11.11.2020 11:00:00	1.17891	0.46	12.11.2020 11:00:00	1.17887	\$ -13.69
5164	Buy	13.11.2020 02:00:00	1.18042	0.23	13.11.2020 10:00:00	1.18164	\$ 26.45
5166	Buy	16.11.2020 02:00:00	1.18455	0.23	16.11.2020 06:00:00	1.18523	\$ 14.03
5163	Sell	13.11.2020 00:00:00	1.18035	0.23	16.11.2020 14:00:00	1.1829	\$ -59.67
5167	Sell	16.11.2020 11:00:00	1.18593	0.69	16.11.2020 14:00:00	1.18305	\$ 193.89
5165	Sell	13.11.2020 22:00:00	1.18331	0.46	16.11.2020 14:00:00	1.183	\$ 12.22
5169	Sell	17.11.2020 06:00:00	1.18598	0.23	17.11.2020 10:00:00	1.18469	\$ 28.06
5168	Buy	17.11.2020 02:00:00	1.18601	0.23	17.11.2020 11:00:00	1.18747	\$ 31.97
5170	Sell	17.11.2020 23:00:00	1.18645	0.23	18.11.2020 03:00:00	1.18591	\$ 11.4
5171	Buy	20.11.2020 00:00:00	1.18757	0.23	20.11.2020 07:00:00	1.18854	\$ 20.7
5172	Sell	20.11.2020 02:00:00	1.1865	0.23	20.11.2020 12:00:00	1.18598	\$ 10.35
5173	Sell	20.11.2020 23:00:00	1.18584	0.23	23.11.2020 17:00:00	1.18678	\$ -22.64
5174	Sell	23.11.2020 13:00:00	1.18955	0.46	23.11.2020 17:00:00	1.18691	\$ 118.22
5175	Buy	24.11.2020 06:00:00	1.18443	0.23	24.11.2020 07:00:00	1.18548	\$ 22.54

5176	Buy	25.11.2020 01:00:00	1.18931	0.23	25.11.2020 05:00:00	1.19054	\$ 26.68
5177	Sell	25.11.2020 06:00:00	1.19074	0.23	25.11.2020 08:00:00	1.1898	\$ 20.01
5178	Sell	26.11.2020 00:00:00	1.19163	0.23	26.11.2020 12:00:00	1.19039	\$ 26.91
5182	Buy	30.11.2020 08:00:00	1.19734	0.23	30.11.2020 12:00:00	1.19836	\$ 21.85
5179	Sell	26.11.2020 23:00:00	1.19122	0.23	30.11.2020 19:00:00	1.1948	\$ -82.77
5181	Sell	30.11.2020 02:00:00	1.19719	0.69	30.11.2020 19:00:00	1.1948	\$ 160.08
5180	Sell	27.11.2020 17:00:00	1.19437	0.46	30.11.2020 19:00:00	1.19468	\$ -16.3
5183	Buy	01.12.2020 04:00:00	1.19487	0.23	01.12.2020 05:00:00	1.19566	\$ 16.56
5184	Buy	01.12.2020 10:00:00	1.19695	0.23	01.12.2020 11:00:00	1.19807	\$ 24.15
5185	Sell	02.12.2020 06:00:00	1.2082	0.23	02.12.2020 07:00:00	1.20747	\$ 15.18
5186	Buy	03.12.2020 04:00:00	1.21143	0.23	03.12.2020 05:00:00	1.21202	\$ 11.96
5187	Buy	03.12.2020 07:00:00	1.2118	0.23	03.12.2020 14:00:00	1.21287	\$ 23
5188	Sell	04.12.2020 01:00:00	1.21424	0.23	04.12.2020 15:00:00	1.21589	\$ -39.56
5189	Sell	04.12.2020 13:00:00	1.21745	0.46	04.12.2020 15:00:00	1.21597	\$ 64.86
5191	Sell	07.12.2020 08:00:00	1.21319	0.23	07.12.2020 10:00:00	1.21205	\$ 24.61
5190	Buy	07.12.2020 04:00:00	1.21356	0.23	07.12.2020 15:00:00	1.21193	\$ -39.1
5192	Buy	07.12.2020 11:00:00	1.2097	0.46	07.12.2020 15:00:00	1.21174	\$ 90.62
5193	Sell	08.12.2020 01:00:00	1.21103	0.23	08.12.2020 21:00:00	1.21028	\$ 15.64
5194	Sell	08.12.2020 23:00:00	1.21062	0.23	09.12.2020 13:00:00	1.21209	\$ -34.83
5195	Sell	09.12.2020 09:00:00	1.21381	0.46	09.12.2020 13:00:00	1.21208	\$ 76.36
5197	Buy	10.12.2020 08:00:00	1.2097	0.23	10.12.2020 12:00:00	1.21067	\$ 20.7
5196	Sell	10.12.2020 02:00:00	1.20779	0.23	10.12.2020 14:00:00	1.20898	\$ -28.98
5198	Sell	10.12.2020 12:00:00	1.21067	0.46	10.12.2020 14:00:00	1.20902	\$ 72.68
5199	Sell	11.12.2020 02:00:00	1.21429	0.23	11.12.2020 10:00:00	1.21314	\$ 24.84
5201	Buy	14.12.2020 02:00:00	1.21339	0.23	14.12.2020 08:00:00	1.21403	\$ 13.11
5200	Sell	11.12.2020 23:00:00	1.21168	0.23	14.12.2020 18:00:00	1.21258	\$ -21.72
5203	Sell	14.12.2020 16:00:00	1.21719	0.69	14.12.2020 18:00:00	1.21246	\$ 321.54
5202	Sell	14.12.2020 09:00:00	1.21439	0.46	14.12.2020 18:00:00	1.21261	\$ 78.66
5204	Sell	15.12.2020 02:00:00	1.21477	0.23	15.12.2020 10:00:00	1.21362	\$ 24.84
5205	Sell	16.12.2020 01:00:00	1.21517	0.23	16.12.2020 19:00:00	1.21739	\$ -52.67
5206	Sell	16.12.2020 11:00:00	1.22077	0.46	16.12.2020 19:00:00	1.21758	\$ 143.52
5208	Buy	17.12.2020 12:00:00	1.22337	0.23	17.12.2020 15:00:00	1.22475	\$ 30.13
5207	Sell	17.12.2020 08:00:00	1.22261	0.23	18.12.2020 07:00:00	1.22408	\$ -34.83
5209	Sell	17.12.2020 19:00:00	1.22581	0.46	18.12.2020 07:00:00	1.22409	\$ 77.08
5210	Sell	18.12.2020 10:00:00	1.22484	0.23	18.12.2020 17:00:00	1.22382	\$ 21.85
5211	Buy	21.12.2020 00:00:00	1.22271	0.23	21.12.2020 11:00:00	1.22166	\$ -25.76
5212	Buy	21.12.2020 05:00:00	1.21893	0.46	21.12.2020 11:00:00	1.22179	\$ 128.34
5214	Sell	22.12.2020 04:00:00	1.22314	0.23	22.12.2020 07:00:00	1.22232	\$ 17.25
5213	Buy	22.12.2020 03:00:00	1.22305	0.23	22.12.2020 14:00:00	1.22436	\$ 28.52
5215	Buy	23.12.2020 03:00:00	1.21641	0.23	23.12.2020 04:00:00	1.21776	\$ 29.44
5218	Sell	25.12.2020 02:00:00	1.21807	0.23	25.12.2020 03:00:00	1.21754	\$ 10.58
5216	Buy	24.12.2020 06:00:00	1.22091	0.23	25.12.2020 06:00:00	1.22012	\$ -21.22
5217	Buy	24.12.2020 18:00:00	1.21817	0.46	25.12.2020 06:00:00	1.22006	\$ 80.84
5219	Sell	29.12.2020 00:00:00	1.2216	0.23	29.12.2020 01:00:00	1.22096	\$ 13.11
5221	Buy	29.12.2020 08:00:00	1.22359	0.23	29.12.2020 09:00:00	1.22419	\$ 12.19
5220	Sell	29.12.2020 02:00:00	1.22191	0.23	31.12.2020 18:00:00	1.22379	\$ -42.49
5223	Sell	30.12.2020 04:00:00	1.22904	0.69	31.12.2020 18:00:00	1.22386	\$ 357.89
5222	Sell	29.12.2020 11:00:00	1.22444	0.46	31.12.2020 18:00:00	1.22396	\$ 23.57
5224	Buy	05.01.2021 04:00:00	1.22577	0.24	05.01.2021 05:00:00	1.22699	\$ 27.6
5225	Sell	05.01.2021 06:00:00	1.22734	0.24	05.01.2021 10:00:00	1.22591	\$ 32.64
5226	Sell	07.01.2021 22:00:00	1.22665	0.24	08.01.2021 03:00:00	1.22582	\$ 18.85
5227	Buy	08.01.2021 01:00:00	1.22662	0.24	08.01.2021 16:00:00	1.22714	\$ 10.8
5228	Buy	08.01.2021 10:00:00	1.22402	0.48	08.01.2021 16:00:00	1.22705	\$ 142.08
5229	Sell	11.01.2021 03:00:00	1.21877	0.24	11.01.2021 04:00:00	1.21774	\$ 23.04
5230	Sell	11.01.2021 07:00:00	1.2174	0.24	11.01.2021 12:00:00	1.21604	\$ 30.96
5231	Buy	11.01.2021 23:00:00	1.21528	0.24	12.01.2021 02:00:00	1.2161	\$ 16.5
5232	Sell	12.01.2021 04:00:00	1.21488	0.24	12.01.2021 07:00:00	1.21422	\$ 14.16
5234	Sell	13.01.2021 07:00:00	1.22078	0.24	13.01.2021 11:00:00	1.21922	\$ 35.76
5238	Sell	15.01.2021 03:00:00	1.21551	0.24	15.01.2021 06:00:00	1.21503	\$ 9.84
5239	Sell	15.01.2021 09:00:00	1.21367	0.24	15.01.2021 11:00:00	1.21311	\$ 11.76

5233	Buy	13.01.2021 06:00:00	1.22167	0.24	19.01.2021 13:00:00	1.21273	\$ -225.24
5236	Buy	13.01.2021 14:00:00	1.2162	0.72	19.01.2021 13:00:00	1.21279	\$ -277.56
5240	Buy	15.01.2021 17:00:00	1.20974	1.2	19.01.2021 13:00:00	1.21277	\$ 340.2
5241	Buy	18.01.2021 02:00:00	1.20662	1.44	19.01.2021 13:00:00	1.21289	\$ 883.8
5237	Buy	14.01.2021 15:00:00	1.21299	0.96	19.01.2021 13:00:00	1.21274	\$ -48.72
5235	Buy	13.01.2021 11:00:00	1.2192	0.48	19.01.2021 13:00:00	1.21271	\$ -332.88
5242	Sell	18.01.2021 23:00:00	1.20774	0.24	20.01.2021 15:00:00	1.20981	\$ -50.13
5244	Sell	19.01.2021 16:00:00	1.21364	0.72	20.01.2021 15:00:00	1.20985	\$ 269.68
5243	Sell	19.01.2021 10:00:00	1.21039	0.48	20.01.2021 15:00:00	1.20988	\$ 22.35
5245	Buy	21.01.2021 02:00:00	1.21148	0.24	21.01.2021 04:00:00	1.21247	\$ 22.08
5246	Buy	21.01.2021 09:00:00	1.21311	0.24	21.01.2021 12:00:00	1.21425	\$ 25.68
5247	Sell	22.01.2021 01:00:00	1.21666	0.24	22.01.2021 10:00:00	1.21571	\$ 21.12
5248	Buy	22.01.2021 06:00:00	1.2173	0.24	22.01.2021 11:00:00	1.21795	\$ 13.92
5249	Sell	22.01.2021 22:00:00	1.21653	0.24	25.01.2021 12:00:00	1.2148	\$ 40.45
5250	Buy	26.01.2021 06:00:00	1.21393	0.24	26.01.2021 11:00:00	1.21374	\$ -6.24
5251	Buy	26.01.2021 10:00:00	1.21107	0.48	26.01.2021 11:00:00	1.21385	\$ 130.08
5252	Sell	27.01.2021 00:00:00	1.21607	0.24	27.01.2021 10:00:00	1.21548	\$ 12.48
5253	Buy	27.01.2021 05:00:00	1.21601	0.24	27.01.2021 20:00:00	1.21171	\$ -104.88
5255	Buy	27.01.2021 17:00:00	1.20681	0.72	27.01.2021 20:00:00	1.21172	\$ 348.48
5254	Buy	27.01.2021 12:00:00	1.21236	0.48	27.01.2021 20:00:00	1.21171	\$ -34.56
5256	Sell	28.01.2021 04:00:00	1.21019	0.24	28.01.2021 05:00:00	1.20949	\$ 15.12
5258	Sell	29.01.2021 00:00:00	1.21191	0.24	29.01.2021 03:00:00	1.21073	\$ 26.64
5259	Sell	29.01.2021 05:00:00	1.2104	0.24	29.01.2021 06:00:00	1.2098	\$ 12.72
5257	Buy	28.01.2021 23:00:00	1.21267	0.24	29.01.2021 11:00:00	1.21165	\$ -27.66
5260	Buy	29.01.2021 06:00:00	1.20968	0.48	29.01.2021 11:00:00	1.21169	\$ 93.12
5261	Sell	29.01.2021 09:00:00	1.2105	0.24	01.02.2021 11:00:00	1.20896	\$ 35.89
5262	Sell	29.01.2021 13:00:00	1.21336	0.48	01.02.2021 11:00:00	1.20884	\$ 214.83
5263	Sell	02.02.2021 01:00:00	1.20616	0.24	02.02.2021 13:00:00	1.2036	\$ 59.76
5266	Sell	03.02.2021 06:00:00	1.2041	0.24	03.02.2021 11:00:00	1.20324	\$ 18.96
5267	Sell	04.02.2021 00:00:00	1.20349	0.24	04.02.2021 06:00:00	1.20183	\$ 38.16
5264	Buy	02.02.2021 06:00:00	1.20829	0.24	05.02.2021 16:00:00	1.2003	\$ -200.94
5268	Buy	04.02.2021 10:00:00	1.20083	0.72	05.02.2021 16:00:00	1.20029	\$ -48.42
5270	Buy	05.02.2021 05:00:00	1.19539	1.2	05.02.2021 16:00:00	1.20045	\$ 598.8
5269	Buy	04.02.2021 17:00:00	1.19808	0.96	05.02.2021 16:00:00	1.20034	\$ 204.24
5265	Buy	02.02.2021 13:00:00	1.20346	0.48	05.02.2021 16:00:00	1.20029	\$ -170.52
5271	Buy	08.02.2021 08:00:00	1.20372	0.24	08.02.2021 17:00:00	1.20556	\$ 42.48
5272	Buy	09.02.2021 00:01:00	1.20508	0.24	09.02.2021 03:00:00	1.20586	\$ 17.04
5273	Buy	09.02.2021 04:00:00	1.20598	0.24	09.02.2021 05:00:00	1.20789	\$ 44.16
5274	Sell	09.02.2021 23:00:00	1.21174	0.24	11.02.2021 18:00:00	1.21308	\$ -31.38
5275	Sell	11.02.2021 16:00:00	1.21442	0.48	11.02.2021 18:00:00	1.21305	\$ 62.4
5276	Sell	12.02.2021 00:00:00	1.21313	0.24	12.02.2021 05:00:00	1.21205	\$ 24.24
5277	Sell	12.02.2021 07:00:00	1.21231	0.24	12.02.2021 10:00:00	1.2116	\$ 15.36
5278	Buy	15.02.2021 02:00:00	1.212	0.24	15.02.2021 04:00:00	1.2126	\$ 12.72
5279	Sell	15.02.2021 22:00:00	1.21296	0.24	16.02.2021 16:00:00	1.21089	\$ 48.61
5280	Sell	16.02.2021 11:00:00	1.2155	0.48	16.02.2021 16:00:00	1.21092	\$ 216.48
5281	Sell	17.02.2021 02:00:00	1.20869	0.24	17.02.2021 10:00:00	1.20742	\$ 28.8
5282	Buy	17.02.2021 23:00:00	1.20419	0.24	18.02.2021 03:00:00	1.20487	\$ 10.14
5283	Buy	18.02.2021 06:00:00	1.20378	0.24	18.02.2021 08:00:00	1.20464	\$ 18.96
5284	Buy	19.02.2021 00:00:00	1.2092	0.24	19.02.2021 03:00:00	1.20979	\$ 12.48
5285	Sell	19.02.2021 04:00:00	1.20875	0.24	19.02.2021 21:00:00	1.21105	\$ -56.88
5286	Sell	19.02.2021 11:00:00	1.21323	0.48	19.02.2021 21:00:00	1.21116	\$ 96
5288	Buy	22.02.2021 00:00:00	1.21205	0.24	22.02.2021 04:00:00	1.2127	\$ 13.92
5287	Sell	19.02.2021 23:00:00	1.21164	0.24	22.02.2021 10:00:00	1.21095	\$ 15.49
5289	Sell	22.02.2021 23:00:00	1.21512	0.24	23.02.2021 15:00:00	1.21423	\$ 20.29
5290	Buy	24.02.2021 09:00:00	1.21566	0.24	24.02.2021 11:00:00	1.21682	\$ 26.16
5291	Buy	25.02.2021 02:00:00	1.21695	0.24	25.02.2021 07:00:00	1.21773	\$ 17.04
5293	Buy	25.02.2021 08:00:00	1.21789	0.24	25.02.2021 10:00:00	1.2187	\$ 17.76
5292	Sell	25.02.2021 06:00:00	1.21684	0.24	25.02.2021 20:00:00	1.22131	\$ -108.96
5295	Sell	25.02.2021 17:00:00	1.22418	0.72	25.02.2021 20:00:00	1.22132	\$ 200.88
5294	Sell	25.02.2021 11:00:00	1.22077	0.48	25.02.2021 20:00:00	1.22138	\$ -32.64

5296	Sell	26.02.2021 06:00:00	1.21589	0.24	26.02.2021 10:00:00	1.21352	\$ 55.2
5297	Buy	26.02.2021 11:00:00	1.215	0.24	26.02.2021 18:00:00	1.21376	\$ -31.44
5298	Buy	26.02.2021 13:00:00	1.21132	0.48	26.02.2021 18:00:00	1.21375	\$ 113.28
5299	Buy	01.03.2021 01:00:00	1.20783	0.24	01.03.2021 02:00:00	1.20913	\$ 29.52
5302	Sell	01.03.2021 22:00:00	1.20458	0.24	02.03.2021 03:00:00	1.20387	\$ 15.97
5300	Buy	01.03.2021 03:00:00	1.20918	0.24	02.03.2021 18:00:00	1.20625	\$ -73.5
5303	Buy	02.03.2021 05:00:00	1.20209	0.72	02.03.2021 18:00:00	1.20615	\$ 287.28
5301	Buy	01.03.2021 11:00:00	1.20553	0.48	02.03.2021 18:00:00	1.20621	\$ 26.28
5308	Buy	03.03.2021 01:00:00	1.20852	0.24	03.03.2021 04:00:00	1.20909	\$ 12
5304	Sell	02.03.2021 10:00:00	1.20071	0.24	03.03.2021 16:00:00	1.20541	\$ -113.87
5306	Sell	02.03.2021 18:00:00	1.20625	0.72	03.03.2021 16:00:00	1.2055	\$ 50.8
5307	Sell	02.03.2021 23:00:00	1.20901	0.96	03.03.2021 16:00:00	1.20555	\$ 327.9
5305	Sell	02.03.2021 15:00:00	1.20335	0.48	03.03.2021 16:00:00	1.20549	\$ -104.85
5309	Sell	04.03.2021 08:00:00	1.20565	0.24	04.03.2021 11:00:00	1.20401	\$ 37.68
5311	Sell	05.03.2021 09:00:00	1.19522	0.24	05.03.2021 11:00:00	1.1927	\$ 58.8
5310	Buy	05.03.2021 07:00:00	1.19572	0.24	09.03.2021 11:00:00	1.18969	\$ -149.4
5313	Buy	08.03.2021 06:00:00	1.1901	0.72	09.03.2021 11:00:00	1.18969	\$ -39.06
5315	Buy	08.03.2021 23:00:00	1.18446	1.2	09.03.2021 11:00:00	1.18966	\$ 608.1
5314	Buy	08.03.2021 12:00:00	1.18721	0.96	09.03.2021 11:00:00	1.18951	\$ 208.08
5312	Buy	05.03.2021 11:00:00	1.19272	0.48	09.03.2021 11:00:00	1.18964	\$ -157.2
5317	Sell	10.03.2021 01:00:00	1.19009	0.24	10.03.2021 03:00:00	1.18934	\$ 16.32
5316	Buy	09.03.2021 23:00:00	1.19016	0.24	10.03.2021 11:00:00	1.18962	\$ -16.14
5318	Buy	10.03.2021 08:00:00	1.18755	0.48	10.03.2021 11:00:00	1.18961	\$ 95.52
5319	Sell	11.03.2021 06:00:00	1.19313	0.24	11.03.2021 17:00:00	1.19375	\$ -16.56
5320	Sell	11.03.2021 11:00:00	1.19651	0.48	11.03.2021 17:00:00	1.19359	\$ 136.8
5321	Sell	12.03.2021 05:00:00	1.19616	0.24	12.03.2021 09:00:00	1.19485	\$ 29.76
5325	Sell	17.03.2021 03:00:00	1.1902	0.24	17.03.2021 11:00:00	1.18919	\$ 22.56
5322	Buy	12.03.2021 23:00:00	1.19597	0.24	17.03.2021 22:00:00	1.19767	\$ 34.62
5324	Buy	16.03.2021 17:00:00	1.19031	0.72	17.03.2021 22:00:00	1.19762	\$ 516.78
5323	Buy	15.03.2021 09:00:00	1.19339	0.48	17.03.2021 22:00:00	1.19766	\$ 195.6
5326	Sell	19.03.2021 04:00:00	1.19071	0.25	19.03.2021 13:00:00	1.18937	\$ 31.75
5327	Sell	19.03.2021 11:00:00	1.19312	0.5	19.03.2021 13:00:00	1.18934	\$ 185.5
5328	Buy	19.03.2021 23:00:00	1.19059	0.25	22.03.2021 06:00:00	1.18926	\$ -36.56
5329	Buy	22.03.2021 00:00:00	1.18765	0.5	22.03.2021 06:00:00	1.18932	\$ 80
5331	Buy	22.03.2021 07:00:00	1.1896	0.25	22.03.2021 12:00:00	1.19016	\$ 12.25
5330	Sell	22.03.2021 01:00:00	1.18803	0.25	23.03.2021 11:00:00	1.19052	\$ -63.36
5333	Sell	22.03.2021 20:00:00	1.19383	0.75	23.03.2021 11:00:00	1.19062	\$ 237.42
5332	Sell	22.03.2021 14:00:00	1.19099	0.5	23.03.2021 11:00:00	1.19061	\$ 16.78
5334	Sell	23.03.2021 22:00:00	1.18521	0.25	24.03.2021 03:00:00	1.18392	\$ 31.14
5335	Buy	24.03.2021 09:00:00	1.18414	0.25	24.03.2021 10:00:00	1.18467	\$ 11.5
5336	Sell	25.03.2021 01:00:00	1.18125	0.25	25.03.2021 11:00:00	1.18056	\$ 15.5
5337	Buy	26.03.2021 04:00:00	1.17817	0.25	26.03.2021 12:00:00	1.17872	\$ 12
5338	Sell	29.03.2021 00:00:00	1.17911	0.25	29.03.2021 04:00:00	1.178	\$ 26
5340	Sell	30.03.2021 01:00:00	1.17669	0.25	30.03.2021 09:00:00	1.17618	\$ 11
5342	Sell	30.03.2021 23:00:00	1.17196	0.25	31.03.2021 05:00:00	1.17147	\$ 11.14
5339	Buy	29.03.2021 23:00:00	1.17681	0.25	31.03.2021 12:00:00	1.17458	\$ -60.62
5343	Buy	31.03.2021 06:00:00	1.17065	0.75	31.03.2021 12:00:00	1.17468	\$ 297
5341	Buy	30.03.2021 11:00:00	1.17356	0.5	31.03.2021 12:00:00	1.17458	\$ 44.38
5344	Sell	01.04.2021 05:00:00	1.17292	0.25	01.04.2021 08:00:00	1.17151	\$ 33.5
5346	Sell	02.04.2021 10:00:00	1.1775	0.25	02.04.2021 16:00:00	1.17684	\$ 14.75
5345	Buy	02.04.2021 03:00:00	1.17779	0.25	05.04.2021 16:00:00	1.17796	\$ 0.94
5347	Buy	05.04.2021 09:00:00	1.17486	0.5	05.04.2021 16:00:00	1.17787	\$ 147
5348	Sell	06.04.2021 01:00:00	1.18126	0.25	06.04.2021 07:00:00	1.18035	\$ 21
5349	Buy	06.04.2021 04:00:00	1.18152	0.25	06.04.2021 16:00:00	1.18294	\$ 33.75
5350	Sell	08.04.2021 06:00:00	1.187	0.25	08.04.2021 13:00:00	1.18649	\$ 11
5351	Sell	09.04.2021 01:00:00	1.19153	0.25	09.04.2021 06:00:00	1.1905	\$ 24
5353	Sell	12.04.2021 08:00:00	1.18872	0.25	12.04.2021 11:00:00	1.18738	\$ 31.75
5352	Buy	12.04.2021 03:00:00	1.1895	0.25	12.04.2021 13:00:00	1.19039	\$ 20.5
5354	Sell	12.04.2021 23:00:00	1.19081	0.25	13.04.2021 05:00:00	1.18992	\$ 21.14
5355	Buy	13.04.2021 01:00:00	1.19132	0.25	13.04.2021 11:00:00	1.19045	\$ -23.5

5356	Buy	13.04.2021 08:00:00	1.18869	0.5	13.04.2021 11:00:00	1.19031	\$ 77.5
5357	Buy	14.04.2021 03:00:00	1.19551	0.25	14.04.2021 08:00:00	1.19631	\$ 18.25
5358	Sell	14.04.2021 23:00:00	1.19796	0.25	15.04.2021 05:00:00	1.1975	\$ 11.67
5359	Sell	15.04.2021 07:00:00	1.19751	0.25	15.04.2021 14:00:00	1.19634	\$ 27.5
5360	Sell	16.04.2021 04:00:00	1.19565	0.25	16.04.2021 06:00:00	1.19508	\$ 12.5
5362	Sell	19.04.2021 03:00:00	1.19686	0.25	19.04.2021 04:00:00	1.19611	\$ 17
5361	Buy	16.04.2021 21:00:00	1.19779	0.25	19.04.2021 09:00:00	1.19667	\$ -31.31
5363	Buy	19.04.2021 05:00:00	1.19439	0.5	19.04.2021 09:00:00	1.19657	\$ 105.5
5364	Buy	20.04.2021 00:00:00	1.20395	0.25	20.04.2021 05:00:00	1.20445	\$ 10.75
5365	Sell	20.04.2021 04:00:00	1.20383	0.25	20.04.2021 14:00:00	1.20495	\$ -29.75
5366	Sell	20.04.2021 07:00:00	1.20659	0.5	20.04.2021 14:00:00	1.2049	\$ 81
5367	Sell	21.04.2021 00:00:00	1.20332	0.25	21.04.2021 08:00:00	1.20268	\$ 14.25
5368	Buy	22.04.2021 03:00:00	1.20377	0.25	22.04.2021 06:00:00	1.2046	\$ 19
5369	Buy	23.04.2021 02:00:00	1.20153	0.25	23.04.2021 05:00:00	1.2025	\$ 22.5
5370	Buy	23.04.2021 07:00:00	1.2022	0.25	23.04.2021 09:00:00	1.20295	\$ 17
5371	Sell	26.04.2021 04:00:00	1.21036	0.25	26.04.2021 10:00:00	1.20926	\$ 25.75
5372	Sell	27.04.2021 00:00:00	1.20851	0.25	27.04.2021 03:00:00	1.20798	\$ 11.5
5373	Sell	28.04.2021 09:00:00	1.20706	0.25	28.04.2021 10:00:00	1.20598	\$ 25.25
5374	Buy	29.04.2021 06:00:00	1.21365	0.25	29.04.2021 22:00:00	1.21248	\$ -31
5375	Buy	29.04.2021 17:00:00	1.21064	0.5	29.04.2021 22:00:00	1.21252	\$ 90.5
5379	Sell	03.05.2021 23:00:00	1.20644	0.25	04.05.2021 02:00:00	1.20591	\$ 12.14
5376	Buy	30.04.2021 04:00:00	1.21221	0.25	06.05.2021 16:00:00	1.20574	\$ -172.88
5378	Buy	30.04.2021 18:00:00	1.20402	0.75	06.05.2021 16:00:00	1.2057	\$ 92.62
5380	Buy	04.05.2021 12:00:00	1.20033	1	06.05.2021 16:00:00	1.20569	\$ 504
5377	Buy	30.04.2021 12:00:00	1.20943	0.5	06.05.2021 16:00:00	1.20566	\$ -210.75
5384	Buy	07.05.2021 00:00:00	1.20653	0.25	07.05.2021 11:00:00	1.20765	\$ 26.25
5388	Buy	10.05.2021 09:00:00	1.2151	0.25	10.05.2021 10:00:00	1.21613	\$ 24
5389	Buy	11.05.2021 03:00:00	1.21417	0.25	11.05.2021 12:00:00	1.21625	\$ 50.25
5381	Sell	05.05.2021 22:00:00	1.19987	0.25	12.05.2021 17:00:00	1.21017	\$ -254.77
5383	Sell	06.05.2021 15:00:00	1.20521	0.75	12.05.2021 17:00:00	1.2102	\$ -371.82
5386	Sell	07.05.2021 16:00:00	1.21297	1.25	12.05.2021 17:00:00	1.21006	\$ 364.6
5387	Sell	07.05.2021 19:00:00	1.21654	1.5	12.05.2021 17:00:00	1.21008	\$ 970.02
5385	Sell	07.05.2021 12:00:00	1.20868	1	12.05.2021 17:00:00	1.21022	\$ -153.32
5382	Sell	06.05.2021 11:00:00	1.2025	0.5	12.05.2021 17:00:00	1.21013	\$ -379.88
5390	Sell	13.05.2021 09:00:00	1.20728	0.25	13.05.2021 12:00:00	1.20633	\$ 22
5391	Buy	14.05.2021 02:00:00	1.20795	0.25	14.05.2021 07:00:00	1.20845	\$ 10.75
5395	Buy	14.05.2021 23:00:00	1.2143	0.25	17.05.2021 13:00:00	1.21547	\$ 25.94
5396	Buy	18.05.2021 02:00:00	1.21524	0.25	18.05.2021 05:00:00	1.21663	\$ 33
5400	Buy	18.05.2021 23:00:00	1.22269	0.25	19.05.2021 09:00:00	1.22391	\$ 27.19
5392	Sell	14.05.2021 06:00:00	1.20791	0.25	19.05.2021 22:00:00	1.21706	\$ -228.58
5394	Sell	14.05.2021 17:00:00	1.21418	0.75	19.05.2021 22:00:00	1.21711	\$ -219.24
5398	Sell	18.05.2021 11:00:00	1.22016	1.25	19.05.2021 22:00:00	1.21718	\$ 366.95
5399	Sell	18.05.2021 22:00:00	1.22299	1.5	19.05.2021 22:00:00	1.21717	\$ 866.34
5397	Sell	18.05.2021 07:00:00	1.2168	1	19.05.2021 22:00:00	1.21719	\$ -43.44
5393	Sell	14.05.2021 10:00:00	1.21069	0.5	19.05.2021 22:00:00	1.21717	\$ -323.66
5402	Sell	21.05.2021 10:00:00	1.22265	0.25	21.05.2021 11:00:00	1.22165	\$ 23.25
5401	Buy	21.05.2021 04:00:00	1.22334	0.25	24.05.2021 13:00:00	1.22114	\$ -58.31
5403	Buy	21.05.2021 15:00:00	1.21872	0.5	24.05.2021 13:00:00	1.22109	\$ 111.88
5407	Buy	25.05.2021 23:00:00	1.22482	0.25	26.05.2021 02:00:00	1.22539	\$ 10.94
5404	Sell	24.05.2021 03:00:00	1.21798	0.25	26.05.2021 18:00:00	1.22165	\$ -92.22
5406	Sell	25.05.2021 10:00:00	1.22463	0.75	26.05.2021 18:00:00	1.22178	\$ 210.42
5405	Sell	24.05.2021 13:00:00	1.22124	0.5	26.05.2021 18:00:00	1.22171	\$ -24.44
5408	Sell	27.05.2021 02:00:00	1.21923	0.25	27.05.2021 05:00:00	1.21861	\$ 13.75
5409	Sell	28.05.2021 02:00:00	1.21916	0.25	28.05.2021 04:00:00	1.21845	\$ 16
5410	Sell	28.05.2021 06:00:00	1.21852	0.25	28.05.2021 09:00:00	1.21776	\$ 17.25
5411	Buy	31.05.2021 04:00:00	1.21909	0.25	31.05.2021 05:00:00	1.22	\$ 21
5412	Buy	31.05.2021 22:00:00	1.22282	0.25	01.06.2021 11:00:00	1.22419	\$ 30.94
5413	Sell	01.06.2021 00:00:00	1.2225	0.25	02.06.2021 00:00:00	1.2214	\$ 26.39
5415	Buy	02.06.2021 03:00:00	1.22167	0.25	02.06.2021 06:00:00	1.22235	\$ 15.25
5414	Sell	02.06.2021 02:00:00	1.22137	0.25	02.06.2021 11:00:00	1.22017	\$ 28.25

5416	Sell	02.06.2021 23:00:00	1.22103	0.25	03.06.2021 06:00:00	1.22035	\$ 17.17
5417	Buy	03.06.2021 03:00:00	1.22089	0.25	04.06.2021 16:00:00	1.21666	\$ -109.06
5419	Buy	03.06.2021 17:00:00	1.21457	0.75	04.06.2021 16:00:00	1.21684	\$ 160.31
5420	Buy	03.06.2021 20:00:00	1.21209	1	04.06.2021 16:00:00	1.21682	\$ 459.75
5418	Buy	03.06.2021 11:00:00	1.21805	0.5	04.06.2021 16:00:00	1.21667	\$ -75.62
5421	Buy	07.06.2021 03:00:00	1.2167	0.25	07.06.2021 17:00:00	1.21805	\$ 32
5422	Sell	07.06.2021 23:00:00	1.21937	0.25	08.06.2021 04:00:00	1.21852	\$ 20.14
5423	Sell	08.06.2021 22:00:00	1.21788	0.25	08.06.2021 23:00:00	1.21726	\$ 13.75
5424	Buy	09.06.2021 06:00:00	1.21833	0.25	09.06.2021 13:00:00	1.21907	\$ 16.75
5425	Buy	11.06.2021 02:00:00	1.21731	0.25	11.06.2021 04:00:00	1.21782	\$ 11
5427	Buy	14.06.2021 23:00:00	1.21207	0.25	15.06.2021 09:00:00	1.21277	\$ 14.19
5426	Sell	14.06.2021 04:00:00	1.21007	0.25	15.06.2021 15:00:00	1.21061	\$ -14.61
5428	Sell	15.06.2021 08:00:00	1.21248	0.5	15.06.2021 15:00:00	1.2108	\$ 80.5
5429	Sell	16.06.2021 02:00:00	1.21269	0.25	16.06.2021 14:00:00	1.21172	\$ 22.5
5431	Buy	18.06.2021 03:00:00	1.19135	0.25	18.06.2021 06:00:00	1.19185	\$ 10.75
5430	Sell	18.06.2021 02:00:00	1.19125	0.25	18.06.2021 09:00:00	1.19056	\$ 15.5
5432	Sell	21.06.2021 00:00:00	1.1855	0.25	22.06.2021 13:00:00	1.18833	\$ -71.86
5434	Sell	21.06.2021 17:00:00	1.19102	0.75	22.06.2021 13:00:00	1.18844	\$ 190.17
5433	Sell	21.06.2021 11:00:00	1.18827	0.5	22.06.2021 13:00:00	1.18833	\$ -5.22
5435	Sell	23.06.2021 02:00:00	1.19388	0.25	23.06.2021 04:00:00	1.19327	\$ 13.5
5436	Buy	23.06.2021 05:00:00	1.19239	0.25	23.06.2021 11:00:00	1.19377	\$ 32.75
5437	Sell	24.06.2021 00:00:00	1.19255	0.25	24.06.2021 18:00:00	1.19264	\$ -4
5438	Sell	24.06.2021 16:00:00	1.19553	0.5	24.06.2021 18:00:00	1.19257	\$ 144.5
5439	Sell	28.06.2021 02:00:00	1.1938	0.25	28.06.2021 05:00:00	1.19264	\$ 27.25
5441	Sell	29.06.2021 04:00:00	1.19202	0.25	29.06.2021 06:00:00	1.19138	\$ 14.25
5443	Sell	30.06.2021 04:00:00	1.19002	0.25	30.06.2021 12:00:00	1.1886	\$ 33.75
5445	Sell	01.07.2021 05:00:00	1.18521	0.25	01.07.2021 09:00:00	1.1844	\$ 18.5
5446	Sell	02.07.2021 06:00:00	1.18422	0.25	02.07.2021 11:00:00	1.1825	\$ 41.25
5440	Buy	29.06.2021 01:00:00	1.19257	0.25	02.07.2021 21:00:00	1.1867	\$ -156.31
5444	Buy	30.06.2021 18:00:00	1.18586	0.75	02.07.2021 21:00:00	1.18682	\$ 48
5447	Buy	02.07.2021 11:00:00	1.1825	1	02.07.2021 21:00:00	1.18665	\$ 408
5442	Buy	29.06.2021 15:00:00	1.18912	0.5	02.07.2021 21:00:00	1.18674	\$ -138.12
5448	Buy	05.07.2021 23:00:00	1.18659	0.25	06.07.2021 06:00:00	1.18721	\$ 12.19
5449	Buy	07.07.2021 00:00:00	1.18247	0.25	07.07.2021 09:00:00	1.18297	\$ 10.75
5450	Sell	07.07.2021 01:00:00	1.18203	0.25	07.07.2021 17:00:00	1.18059	\$ 34.25
5451	Sell	08.07.2021 02:00:00	1.17968	0.25	08.07.2021 04:00:00	1.17919	\$ 10.5
5452	Sell	08.07.2021 05:00:00	1.17848	0.25	12.07.2021 14:00:00	1.18464	\$ -154.47
5454	Sell	08.07.2021 16:00:00	1.18517	0.75	12.07.2021 14:00:00	1.18454	\$ 45.84
5455	Sell	09.07.2021 23:00:00	1.18797	1	12.07.2021 14:00:00	1.18452	\$ 340.56
5453	Sell	08.07.2021 11:00:00	1.18208	0.5	12.07.2021 14:00:00	1.18448	\$ -120.94
5457	Buy	13.07.2021 03:00:00	1.18628	0.25	13.07.2021 06:00:00	1.18737	\$ 25.5
5456	Sell	12.07.2021 23:00:00	1.18599	0.25	13.07.2021 10:00:00	1.18544	\$ 12.64
5458	Buy	14.07.2021 03:00:00	1.17747	0.25	14.07.2021 05:00:00	1.17817	\$ 15.75
5459	Sell	15.07.2021 04:00:00	1.18331	0.25	15.07.2021 05:00:00	1.18262	\$ 15.5
5461	Sell	16.07.2021 03:00:00	1.18115	0.25	16.07.2021 05:00:00	1.18029	\$ 19.75
5462	Sell	16.07.2021 23:00:00	1.18035	0.25	19.07.2021 10:00:00	1.17982	\$ 12.14
5460	Buy	16.07.2021 02:00:00	1.18143	0.25	19.07.2021 17:00:00	1.18215	\$ 14.69
5463	Buy	19.07.2021 11:00:00	1.17804	0.5	19.07.2021 17:00:00	1.18205	\$ 197
5465	Sell	20.07.2021 03:00:00	1.17908	0.26	20.07.2021 09:00:00	1.17838	\$ 16.38
5467	Sell	21.07.2021 01:00:00	1.17813	0.26	21.07.2021 05:00:00	1.17746	\$ 15.6
5464	Buy	20.07.2021 01:00:00	1.17976	0.26	21.07.2021 17:00:00	1.17862	\$ -33.09
5466	Buy	20.07.2021 16:00:00	1.17721	0.52	21.07.2021 17:00:00	1.17873	\$ 72.15
5469	Buy	22.07.2021 04:00:00	1.17885	0.26	22.07.2021 05:00:00	1.17973	\$ 21.06
5468	Sell	22.07.2021 03:00:00	1.17934	0.26	22.07.2021 19:00:00	1.17665	\$ 68.12
5470	Sell	23.07.2021 02:00:00	1.17728	0.26	23.07.2021 09:00:00	1.17638	\$ 21.58
5471	Buy	23.07.2021 04:00:00	1.17791	0.26	26.07.2021 13:00:00	1.17971	\$ 43.35
5472	Sell	26.07.2021 00:01:00	1.17683	0.26	27.07.2021 12:00:00	1.17777	\$ -25.59
5473	Sell	26.07.2021 13:00:00	1.17974	0.52	27.07.2021 12:00:00	1.17775	\$ 101.17
5474	Sell	28.07.2021 01:00:00	1.1818	0.26	28.07.2021 10:00:00	1.1804	\$ 34.58
5475	Buy	29.07.2021 04:00:00	1.18443	0.26	29.07.2021 06:00:00	1.18548	\$ 25.48

5476	Sell	30.07.2021 00:00:00	1.18865	0.26	30.07.2021 06:00:00	1.18815	\$ 11.18
5477	Sell	02.08.2021 05:00:00	1.18635	0.26	02.08.2021 16:00:00	1.18726	\$ -25.48
5478	Sell	02.08.2021 13:00:00	1.18958	0.52	02.08.2021 16:00:00	1.18737	\$ 111.28
5479	Sell	03.08.2021 00:00:00	1.18663	0.26	03.08.2021 17:00:00	1.1869	\$ -8.84
5480	Sell	03.08.2021 15:00:00	1.18929	0.52	03.08.2021 17:00:00	1.18686	\$ 122.72
5481	Sell	05.08.2021 01:00:00	1.18363	0.26	06.08.2021 04:00:00	1.18248	\$ 28.75
5482	Sell	06.08.2021 05:00:00	1.18262	0.26	06.08.2021 12:00:00	1.18108	\$ 38.22
5483	Sell	09.08.2021 02:00:00	1.1755	0.26	09.08.2021 03:00:00	1.17489	\$ 14.04
5484	Sell	10.08.2021 00:00:00	1.17356	0.26	10.08.2021 13:00:00	1.17243	\$ 27.56
5486	Sell	11.08.2021 02:00:00	1.17209	0.26	11.08.2021 04:00:00	1.17132	\$ 18.2
5485	Buy	10.08.2021 22:00:00	1.17221	0.26	11.08.2021 16:00:00	1.17367	\$ 34.52
5487	Buy	12.08.2021 04:00:00	1.17395	0.26	12.08.2021 12:00:00	1.17459	\$ 14.82
5488	Sell	13.08.2021 08:00:00	1.17395	0.26	13.08.2021 10:00:00	1.17331	\$ 14.82
5489	Buy	13.08.2021 09:00:00	1.17361	0.26	13.08.2021 12:00:00	1.17432	\$ 16.64
5490	Buy	18.08.2021 02:00:00	1.17071	0.26	18.08.2021 05:00:00	1.17152	\$ 19.24
5491	Buy	20.08.2021 05:00:00	1.16804	0.26	20.08.2021 07:00:00	1.16846	\$ 9.1
5494	Buy	23.08.2021 23:00:00	1.17461	0.26	24.08.2021 18:00:00	1.17602	\$ 33.21
5492	Sell	23.08.2021 03:00:00	1.16978	0.26	25.08.2021 10:00:00	1.17338	\$ -94.09
5495	Sell	24.08.2021 18:00:00	1.17607	0.78	25.08.2021 10:00:00	1.17338	\$ 206.36
5493	Sell	23.08.2021 12:00:00	1.17299	0.52	25.08.2021 10:00:00	1.17341	\$ -22.82
5497	Sell	26.08.2021 06:00:00	1.17649	0.26	26.08.2021 10:00:00	1.17579	\$ 16.38
5498	Sell	26.08.2021 23:00:00	1.17541	0.26	27.08.2021 04:00:00	1.17446	\$ 23.55
5496	Buy	26.08.2021 01:00:00	1.1773	0.26	27.08.2021 08:00:00	1.17623	\$ -31.27
5499	Buy	27.08.2021 04:00:00	1.17452	0.52	27.08.2021 08:00:00	1.17643	\$ 95.68
5500	Sell	30.08.2021 05:00:00	1.18058	0.26	30.08.2021 09:00:00	1.17992	\$ 15.34
5501	Sell	31.08.2021 01:00:00	1.17986	0.26	31.08.2021 18:00:00	1.18033	\$ -14.04
5502	Sell	31.08.2021 09:00:00	1.18286	0.52	31.08.2021 18:00:00	1.18049	\$ 119.6
5503	Sell	01.09.2021 02:00:00	1.181	0.26	01.09.2021 04:00:00	1.18031	\$ 16.12
5504	Sell	01.09.2021 05:00:00	1.18044	0.26	01.09.2021 09:00:00	1.18004	\$ 8.58
5505	Buy	03.09.2021 02:00:00	1.18746	0.26	03.09.2021 04:00:00	1.18821	\$ 17.68
5506	Sell	03.09.2021 05:00:00	1.18819	0.26	03.09.2021 08:00:00	1.18763	\$ 12.74
5509	Sell	08.09.2021 00:00:00	1.18352	0.26	08.09.2021 12:00:00	1.18218	\$ 33.02
5511	Sell	09.09.2021 00:00:00	1.18147	0.26	09.09.2021 16:00:00	1.1823	\$ -23.4
5512	Sell	09.09.2021 15:00:00	1.18398	0.52	09.09.2021 16:00:00	1.18229	\$ 84.24
5513	Sell	13.09.2021 01:00:00	1.18146	0.26	13.09.2021 04:00:00	1.18048	\$ 23.66
5514	Sell	13.09.2021 05:00:00	1.18028	0.26	13.09.2021 08:00:00	1.1796	\$ 15.86
5507	Buy	06.09.2021 03:00:00	1.1885	0.26	14.09.2021 16:00:00	1.18407	\$ -130
5510	Buy	08.09.2021 12:00:00	1.18216	0.78	14.09.2021 16:00:00	1.18409	\$ 115.83
5515	Buy	13.09.2021 08:00:00	1.17962	1.04	14.09.2021 16:00:00	1.18411	\$ 453.18
5508	Buy	07.09.2021 16:00:00	1.185	0.52	14.09.2021 16:00:00	1.18415	\$ -70.59
5516	Sell	13.09.2021 22:00:00	1.18034	0.26	14.09.2021 18:00:00	1.18228	\$ -51.59
5517	Sell	14.09.2021 16:00:00	1.18421	0.52	14.09.2021 18:00:00	1.18215	\$ 103.48
5519	Buy	15.09.2021 08:00:00	1.18055	0.26	15.09.2021 11:00:00	1.18165	\$ 26.78
5518	Sell	15.09.2021 02:00:00	1.18009	0.26	15.09.2021 16:00:00	1.18113	\$ -28.86
5520	Sell	15.09.2021 12:00:00	1.18255	0.52	15.09.2021 16:00:00	1.18127	\$ 62.92
5521	Buy	17.09.2021 00:00:00	1.17705	0.26	17.09.2021 12:00:00	1.17777	\$ 16.9
5522	Sell	20.09.2021 02:00:00	1.17266	0.26	20.09.2021 05:00:00	1.17179	\$ 20.8
5523	Sell	20.09.2021 09:00:00	1.17169	0.26	20.09.2021 11:00:00	1.17114	\$ 12.48
5524	Buy	21.09.2021 03:00:00	1.17266	0.26	21.09.2021 05:00:00	1.17398	\$ 32.5
5525	Buy	21.09.2021 10:00:00	1.17309	0.26	21.09.2021 13:00:00	1.17365	\$ 12.74
5526	Sell	22.09.2021 00:01:00	1.17242	0.26	22.09.2021 22:00:00	1.16932	\$ 78.78
5527	Sell	24.09.2021 01:00:00	1.17396	0.26	24.09.2021 14:00:00	1.17338	\$ 13.26
5528	Buy	27.09.2021 04:00:00	1.17179	0.26	27.09.2021 05:00:00	1.17232	\$ 11.96
5531	Sell	28.09.2021 00:00:00	1.16949	0.26	28.09.2021 04:00:00	1.16887	\$ 14.3
5532	Sell	28.09.2021 05:00:00	1.16885	0.26	28.09.2021 10:00:00	1.16775	\$ 26.78
5533	Sell	29.09.2021 03:00:00	1.16848	0.26	29.09.2021 10:00:00	1.16781	\$ 15.6
5538	Sell	01.10.2021 04:00:00	1.15648	0.26	05.10.2021 05:00:00	1.16035	\$ -101.11
5540	Sell	04.10.2021 15:00:00	1.16331	0.78	05.10.2021 05:00:00	1.16042	\$ 221.96
5539	Sell	01.10.2021 15:00:00	1.15977	0.52	05.10.2021 05:00:00	1.16029	\$ -28.02
5542	Sell	08.10.2021 05:00:00	1.15562	0.26	08.10.2021 08:00:00	1.15486	\$ 17.94

5543	Sell	11.10.2021 02:00:00	1.15686	0.26	11.10.2021 13:00:00	1.15559	\$ 31.2
5544	Sell	11.10.2021 23:00:00	1.15498	0.26	12.10.2021 16:00:00	1.15424	\$ 18.09
5545	Sell	13.10.2021 02:00:00	1.15323	0.26	13.10.2021 16:00:00	1.15427	\$ -28.86
5546	Sell	13.10.2021 14:00:00	1.1562	0.52	13.10.2021 16:00:00	1.15426	\$ 97.24
5547	Sell	18.10.2021 00:00:00	1.15894	0.26	18.10.2021 04:00:00	1.15836	\$ 13.26
5548	Sell	18.10.2021 06:00:00	1.15899	0.26	18.10.2021 07:00:00	1.15823	\$ 17.94
5529	Buy	27.09.2021 09:00:00	1.17198	0.26	19.10.2021 05:00:00	1.16337	\$ -261.43
5534	Buy	29.09.2021 11:00:00	1.16629	0.78	19.10.2021 05:00:00	1.16346	\$ -323.7
5536	Buy	29.09.2021 19:00:00	1.16113	1.3	19.10.2021 05:00:00	1.16343	\$ 127.4
5541	Buy	06.10.2021 13:00:00	1.15429	1.82	19.10.2021 05:00:00	1.16337	\$ 1491.94
5537	Buy	30.09.2021 14:00:00	1.15705	1.56	19.10.2021 05:00:00	1.16331	\$ 799.89
5535	Buy	29.09.2021 17:00:00	1.16374	1.04	19.10.2021 05:00:00	1.16339	\$ -173.68
5530	Buy	27.09.2021 11:00:00	1.16953	0.52	19.10.2021 05:00:00	1.16342	\$ -392.86
5549	Sell	18.10.2021 09:00:00	1.15791	0.26	20.10.2021 11:00:00	1.16255	\$ -121.13
5551	Sell	19.10.2021 05:00:00	1.16332	0.78	20.10.2021 11:00:00	1.16238	\$ 69.86
5552	Sell	19.10.2021 12:00:00	1.16607	1.04	20.10.2021 11:00:00	1.16247	\$ 369.78
5550	Sell	18.10.2021 19:00:00	1.1608	0.52	20.10.2021 11:00:00	1.16247	\$ -87.82
5554	Buy	21.10.2021 04:00:00	1.16572	0.26	21.10.2021 06:00:00	1.16628	\$ 12.74
5553	Sell	21.10.2021 02:00:00	1.16515	0.26	21.10.2021 11:00:00	1.16425	\$ 21.58
5555	Sell	25.10.2021 21:00:00	1.16104	0.26	26.10.2021 04:00:00	1.16044	\$ 14.45
5556	Buy	27.10.2021 00:00:00	1.15966	0.26	27.10.2021 04:00:00	1.16023	\$ 13
5557	Buy	27.10.2021 06:00:00	1.15988	0.26	27.10.2021 10:00:00	1.16059	\$ 16.64
5558	Sell	28.10.2021 04:00:00	1.15922	0.26	29.10.2021 15:00:00	1.16466	\$ -142.59
5560	Sell	28.10.2021 17:00:00	1.16571	0.78	29.10.2021 15:00:00	1.16461	\$ 82.34
5561	Sell	28.10.2021 19:00:00	1.16832	1.04	29.10.2021 15:00:00	1.16476	\$ 365.62
5559	Sell	28.10.2021 16:00:00	1.16311	0.52	29.10.2021 15:00:00	1.16464	\$ -81.87
5562	Buy	01.11.2021 04:00:00	1.15545	0.26	01.11.2021 09:00:00	1.15642	\$ 23.4
5563	Sell	01.11.2021 06:00:00	1.1555	0.26	02.11.2021 19:00:00	1.15818	\$ -70.83
5565	Sell	02.11.2021 11:00:00	1.1608	0.78	02.11.2021 19:00:00	1.15799	\$ 213.72
5564	Sell	01.11.2021 18:00:00	1.15832	0.52	02.11.2021 19:00:00	1.15808	\$ 10.17
5566	Sell	03.11.2021 01:00:00	1.15793	0.26	03.11.2021 17:00:00	1.15721	\$ 16.9
5567	Buy	05.11.2021 00:00:00	1.1558	0.26	05.11.2021 19:00:00	1.15516	\$ -18.46
5568	Buy	05.11.2021 16:00:00	1.15146	0.52	05.11.2021 19:00:00	1.15517	\$ 189.28
5570	Buy	08.11.2021 10:00:00	1.156	0.26	08.11.2021 11:00:00	1.157	\$ 24.18
5569	Sell	08.11.2021 05:00:00	1.15592	0.26	09.11.2021 15:00:00	1.15718	\$ -33.91
5571	Sell	08.11.2021 18:00:00	1.1588	0.52	09.11.2021 15:00:00	1.15717	\$ 82.45
5572	Sell	10.11.2021 02:00:00	1.15945	0.26	10.11.2021 05:00:00	1.15845	\$ 24.18
5574	Sell	11.11.2021 05:00:00	1.14683	0.26	11.11.2021 10:00:00	1.14606	\$ 18.2
5576	Sell	12.11.2021 02:00:00	1.14487	0.26	12.11.2021 03:00:00	1.14411	\$ 17.94
5577	Sell	12.11.2021 06:00:00	1.14398	0.26	15.11.2021 18:00:00	1.14195	\$ 51.63
5573	Buy	11.11.2021 03:00:00	1.14799	0.26	18.11.2021 20:00:00	1.13698	\$ -299.45
5578	Buy	15.11.2021 18:00:00	1.1421	0.78	18.11.2021 20:00:00	1.13703	\$ -425.29
5580	Buy	15.11.2021 23:00:00	1.13608	1.3	18.11.2021 20:00:00	1.13699	\$ 68.57
5582	Buy	17.11.2021 06:00:00	1.12889	1.82	18.11.2021 20:00:00	1.13706	\$ 1440.08
5581	Buy	16.11.2021 19:00:00	1.13343	1.56	18.11.2021 20:00:00	1.13696	\$ 500.76
5579	Buy	15.11.2021 20:00:00	1.13854	1.04	18.11.2021 20:00:00	1.13699	\$ -200.98
5575	Buy	11.11.2021 20:00:00	1.14523	0.52	18.11.2021 20:00:00	1.13705	\$ -451.75
5583	Sell	18.11.2021 00:00:00	1.13187	0.26	19.11.2021 10:00:00	1.13446	\$ -68.49
5585	Sell	18.11.2021 22:00:00	1.13706	0.81	19.11.2021 10:00:00	1.1344	\$ 211.86
5584	Sell	18.11.2021 14:00:00	1.1345	0.52	19.11.2021 10:00:00	1.13447	\$ -0.75
5586	Buy	19.11.2021 03:00:00	1.13641	0.27	19.11.2021 17:00:00	1.13072	\$ -155.52
5588	Buy	19.11.2021 14:00:00	1.12907	0.81	19.11.2021 17:00:00	1.13069	\$ 125.55
5589	Buy	19.11.2021 15:00:00	1.12578	1.08	19.11.2021 17:00:00	1.13079	\$ 533.52
5587	Buy	19.11.2021 11:00:00	1.13236	0.54	19.11.2021 17:00:00	1.13072	\$ -92.34
5590	Buy	22.11.2021 01:00:00	1.12868	0.27	22.11.2021 12:00:00	1.12789	\$ -23.22
5591	Buy	22.11.2021 10:00:00	1.12593	0.54	22.11.2021 12:00:00	1.12789	\$ 102.06
5593	Sell	23.11.2021 03:00:00	1.12409	0.27	23.11.2021 08:00:00	1.12351	\$ 13.77
5592	Buy	23.11.2021 00:00:00	1.12385	0.27	23.11.2021 10:00:00	1.12534	\$ 38.34
5594	Sell	23.11.2021 23:00:00	1.1251	0.27	24.11.2021 02:00:00	1.12454	\$ 13.92
5595	Buy	25.11.2021 00:00:00	1.12025	0.27	25.11.2021 03:00:00	1.12102	\$ 18.9

5596	Sell	26.11.2021 22:00:00	1.13149	0.27	29.11.2021 00:00:00	1.13038	\$ 28.77
5597	Sell	29.11.2021 06:00:00	1.12815	0.27	29.11.2021 07:00:00	1.12727	\$ 21.87
5598	Sell	29.11.2021 08:00:00	1.12779	0.27	29.11.2021 09:00:00	1.12732	\$ 10.8
5599	Buy	30.11.2021 03:00:00	1.12899	0.27	30.11.2021 05:00:00	1.13037	\$ 35.37
5600	Sell	30.11.2021 07:00:00	1.12972	0.27	30.11.2021 18:00:00	1.12587	\$ 102.06
5602	Sell	30.11.2021 11:00:00	1.13487	0.81	30.11.2021 18:00:00	1.12592	\$ 719.28
5603	Sell	30.11.2021 17:00:00	1.13783	1.08	30.11.2021 18:00:00	1.126	\$ 1270.08
5601	Sell	30.11.2021 09:00:00	1.13225	0.54	30.11.2021 18:00:00	1.12601	\$ 333.18
5604	Sell	01.12.2021 05:00:00	1.13221	0.27	01.12.2021 11:00:00	1.1309	\$ 33.48
5605	Sell	01.12.2021 21:00:00	1.13287	0.27	01.12.2021 22:00:00	1.13181	\$ 26.73
5607	Buy	02.12.2021 06:00:00	1.13315	0.27	02.12.2021 14:00:00	1.13394	\$ 19.44
5606	Sell	01.12.2021 23:00:00	1.131	0.27	02.12.2021 18:00:00	1.13187	\$ -23.31
5608	Sell	02.12.2021 14:00:00	1.13396	0.54	02.12.2021 18:00:00	1.13188	\$ 108.54
5609	Sell	03.12.2021 00:00:00	1.13	0.27	03.12.2021 06:00:00	1.12933	\$ 16.2
5610	Buy	03.12.2021 05:00:00	1.12965	0.27	03.12.2021 13:00:00	1.1308	\$ 29.16
5611	Sell	06.12.2021 04:00:00	1.12948	0.27	06.12.2021 07:00:00	1.1288	\$ 16.47
5613	Buy	07.12.2021 02:00:00	1.1284	0.27	07.12.2021 05:00:00	1.12914	\$ 18.09
5612	Sell	06.12.2021 10:00:00	1.12752	0.27	07.12.2021 13:00:00	1.12611	\$ 36.87
5614	Buy	08.12.2021 09:00:00	1.12882	0.27	08.12.2021 16:00:00	1.13174	\$ 76.95
5615	Sell	09.12.2021 01:00:00	1.13408	0.27	09.12.2021 04:00:00	1.13353	\$ 12.96
5616	Sell	09.12.2021 05:00:00	1.13331	0.27	09.12.2021 08:00:00	1.13272	\$ 14.04
5617	Buy	13.12.2021 07:00:00	1.12943	0.27	13.12.2021 16:00:00	1.1284	\$ -29.7
5618	Buy	13.12.2021 12:00:00	1.12681	0.54	13.12.2021 16:00:00	1.1284	\$ 82.08
5619	Buy	14.12.2021 02:00:00	1.1284	0.27	14.12.2021 12:00:00	1.1302	\$ 46.71
5620	Sell	17.12.2021 04:00:00	1.13218	0.27	17.12.2021 10:00:00	1.13181	\$ 8.1
5621	Sell	17.12.2021 08:00:00	1.13471	0.54	17.12.2021 10:00:00	1.13186	\$ 150.12
5623	Buy	20.12.2021 09:00:00	1.12531	0.27	20.12.2021 11:00:00	1.12672	\$ 36.18
5622	Sell	20.12.2021 02:00:00	1.12417	0.27	21.12.2021 18:00:00	1.12639	\$ -61.14
5625	Sell	20.12.2021 16:00:00	1.12939	0.81	21.12.2021 18:00:00	1.1265	\$ 230.49
5624	Sell	20.12.2021 11:00:00	1.12674	0.54	21.12.2021 18:00:00	1.12641	\$ 15.42
5626	Buy	22.12.2021 00:00:00	1.12864	0.27	22.12.2021 13:00:00	1.12932	\$ 16.47
5627	Sell	22.12.2021 08:00:00	1.12706	0.27	23.12.2021 16:00:00	1.12994	\$ -77.58
5629	Sell	22.12.2021 20:00:00	1.13285	0.81	23.12.2021 16:00:00	1.12991	\$ 238.69
5628	Sell	22.12.2021 14:00:00	1.13017	0.54	23.12.2021 16:00:00	1.12992	\$ 13.87
5630	Buy	23.12.2021 06:00:00	1.13387	0.27	23.12.2021 20:00:00	1.13371	\$ -6.21
5631	Buy	23.12.2021 15:00:00	1.13082	0.54	23.12.2021 20:00:00	1.13373	\$ 153.36
5633	Buy	24.12.2021 04:00:00	1.1325	0.27	24.12.2021 07:00:00	1.13333	\$ 20.52
5634	Buy	24.12.2021 08:00:00	1.13297	0.27	24.12.2021 11:00:00	1.13367	\$ 17.01
5632	Sell	24.12.2021 01:00:00	1.13273	0.27	24.12.2021 15:00:00	1.13223	\$ 11.61
5635	Sell	27.12.2021 09:00:00	1.13167	0.27	27.12.2021 12:00:00	1.1308	\$ 21.6
5636	Sell	28.12.2021 00:00:00	1.1325	0.28	28.12.2021 04:00:00	1.13204	\$ 10.92
5637	Sell	29.12.2021 03:00:00	1.13106	0.28	29.12.2021 04:00:00	1.13009	\$ 25.2
5638	Sell	30.12.2021 03:00:00	1.13509	0.28	30.12.2021 05:00:00	1.13457	\$ 12.6
5639	Buy	30.12.2021 07:00:00	1.13331	0.28	30.12.2021 14:00:00	1.13263	\$ -21
5640	Buy	30.12.2021 11:00:00	1.13018	0.56	30.12.2021 14:00:00	1.13252	\$ 127.12
5641	Buy	31.12.2021 02:00:00	1.13229	0.28	31.12.2021 16:00:00	1.13485	\$ 69.72
5642	Sell	03.01.2022 01:00:00	1.13717	0.28	03.01.2022 03:00:00	1.13619	\$ 25.48
5643	Buy	03.01.2022 02:00:00	1.13723	0.28	03.01.2022 15:00:00	1.13592	\$ -38.64
5644	Buy	03.01.2022 05:00:00	1.13431	0.56	03.01.2022 15:00:00	1.13581	\$ 80.08
5645	Buy	04.01.2022 05:00:00	1.13026	0.28	04.01.2022 18:00:00	1.13099	\$ 18.48
5646	Buy	04.01.2022 14:00:00	1.12762	0.56	04.01.2022 18:00:00	1.13086	\$ 177.52
5647	Buy	05.01.2022 02:00:00	1.1283	0.28	05.01.2022 05:00:00	1.1292	\$ 23.24
5648	Sell	06.01.2022 04:00:00	1.13169	0.28	06.01.2022 08:00:00	1.13101	\$ 17.08
5649	Buy	07.01.2022 03:00:00	1.12958	0.28	07.01.2022 08:00:00	1.13023	\$ 16.24
5650	Buy	11.01.2022 10:00:00	1.13422	0.28	11.01.2022 11:00:00	1.13484	\$ 15.4
5651	Sell	12.01.2022 01:00:00	1.13677	0.28	12.01.2022 10:00:00	1.13587	\$ 23.24
5652	Buy	12.01.2022 07:00:00	1.13725	0.28	12.01.2022 16:00:00	1.14092	\$ 100.8
5653	Buy	14.01.2022 04:00:00	1.14656	0.28	14.01.2022 05:00:00	1.14721	\$ 16.24
5654	Buy	17.01.2022 05:00:00	1.14163	0.28	17.01.2022 10:00:00	1.14251	\$ 22.68
5655	Sell	18.01.2022 02:00:00	1.14099	0.28	18.01.2022 06:00:00	1.13926	\$ 46.48

5657	Buy	19.01.2022 11:00:00	1.13325	0.28	19.01.2022 12:00:00	1.13408	\$ 21.28
5656	Sell	19.01.2022 04:00:00	1.13217	0.28	20.01.2022 20:00:00	1.13265	\$ -13.25
5658	Sell	19.01.2022 13:00:00	1.13463	0.56	20.01.2022 20:00:00	1.13272	\$ 107.34
5659	Buy	20.01.2022 04:00:00	1.13601	0.28	21.01.2022 16:00:00	1.135	\$ -31.99
5660	Buy	20.01.2022 20:00:00	1.1328	0.56	21.01.2022 16:00:00	1.135	\$ 115.78
5661	Sell	24.01.2022 00:00:00	1.13403	0.28	24.01.2022 05:00:00	1.13331	\$ 18.2
5662	Sell	24.01.2022 07:00:00	1.13307	0.28	24.01.2022 08:00:00	1.13178	\$ 34.16
5664	Sell	25.01.2022 05:00:00	1.13124	0.28	25.01.2022 09:00:00	1.13061	\$ 15.68
5663	Buy	25.01.2022 04:00:00	1.13178	0.28	25.01.2022 23:00:00	1.13035	\$ -42
5665	Buy	25.01.2022 12:00:00	1.12887	0.56	25.01.2022 23:00:00	1.13044	\$ 84
5672	Sell	31.01.2022 03:00:00	1.11449	0.28	31.01.2022 15:00:00	1.11564	\$ -34.16
5673	Sell	31.01.2022 10:00:00	1.11709	0.56	31.01.2022 15:00:00	1.11575	\$ 71.12
5666	Buy	26.01.2022 06:00:00	1.13055	0.28	31.01.2022 18:00:00	1.12106	\$ -276.43
5668	Buy	26.01.2022 23:00:00	1.12413	0.84	31.01.2022 18:00:00	1.12095	\$ -299.25
5670	Buy	27.01.2022 14:00:00	1.11593	1.4	31.01.2022 18:00:00	1.12108	\$ 693.7
5671	Buy	28.01.2022 12:00:00	1.11318	1.68	31.01.2022 18:00:00	1.12107	\$ 1303.26
5669	Buy	27.01.2022 10:00:00	1.11985	1.12	31.01.2022 18:00:00	1.12105	\$ 112.56
5667	Buy	26.01.2022 14:00:00	1.12795	0.56	31.01.2022 18:00:00	1.12105	\$ -407.82
5674	Sell	01.02.2022 02:00:00	1.12298	0.28	01.02.2022 03:00:00	1.12245	\$ 12.88
5676	Buy	01.02.2022 06:00:00	1.12326	0.28	01.02.2022 07:00:00	1.1242	\$ 24.36
5675	Sell	01.02.2022 04:00:00	1.12254	0.28	01.02.2022 19:00:00	1.12388	\$ -39.48
5677	Sell	01.02.2022 10:00:00	1.12658	0.56	01.02.2022 19:00:00	1.12396	\$ 142.8
5678	Buy	01.02.2022 21:00:00	1.12492	0.28	01.02.2022 23:00:00	1.12695	\$ 54.88
5679	Sell	02.02.2022 03:00:00	1.12719	0.28	03.02.2022 09:00:00	1.12907	\$ -52.45
5680	Sell	02.02.2022 13:00:00	1.13085	0.56	03.02.2022 09:00:00	1.12915	\$ 95.58
5681	Sell	07.02.2022 03:00:00	1.14533	0.28	07.02.2022 04:00:00	1.14425	\$ 28.28
5682	Sell	07.02.2022 07:00:00	1.14388	0.28	07.02.2022 08:00:00	1.14307	\$ 20.72
5683	Sell	07.02.2022 10:00:00	1.14316	0.28	07.02.2022 12:00:00	1.14227	\$ 22.96
5684	Buy	08.02.2022 02:00:00	1.14404	0.28	08.02.2022 13:00:00	1.14279	\$ -36.96
5685	Buy	08.02.2022 10:00:00	1.13996	0.56	08.02.2022 13:00:00	1.14287	\$ 159.04
5686	Buy	09.02.2022 00:00:00	1.14171	0.28	09.02.2022 04:00:00	1.14222	\$ 12.32
5687	Sell	10.02.2022 02:00:00	1.14207	0.28	10.02.2022 16:00:00	1.1408	\$ 33.6
5688	Sell	11.02.2022 07:00:00	1.13803	0.28	11.02.2022 16:00:00	1.13907	\$ -31.08
5689	Sell	11.02.2022 15:00:00	1.14069	0.56	11.02.2022 16:00:00	1.13917	\$ 81.2
5690	Sell	14.02.2022 09:00:00	1.13438	0.28	14.02.2022 10:00:00	1.13376	\$ 15.4
5691	Buy	15.02.2022 02:00:00	1.13053	0.28	15.02.2022 03:00:00	1.13109	\$ 13.72
5692	Buy	15.02.2022 06:00:00	1.13173	0.28	15.02.2022 11:00:00	1.13464	\$ 79.52
5693	Sell	16.02.2022 05:00:00	1.13473	0.28	17.02.2022 06:00:00	1.13371	\$ 28.75
5694	Sell	16.02.2022 10:00:00	1.13745	0.56	17.02.2022 06:00:00	1.13362	\$ 214.86
5695	Sell	17.02.2022 18:00:00	1.13703	0.28	17.02.2022 19:00:00	1.13633	\$ 17.64
5696	Sell	17.02.2022 22:00:00	1.13637	0.28	18.02.2022 16:00:00	1.1349	\$ 39.92
5697	Sell	22.02.2022 03:00:00	1.13144	0.28	22.02.2022 04:00:00	1.13035	\$ 28.56
5698	Sell	22.02.2022 05:00:00	1.13036	0.28	22.02.2022 06:00:00	1.12917	\$ 31.36
5699	Sell	23.02.2022 06:00:00	1.1326	0.28	23.02.2022 15:00:00	1.13375	\$ -34.16
5700	Sell	23.02.2022 12:00:00	1.13548	0.56	23.02.2022 15:00:00	1.13386	\$ 86.8
5701	Sell	24.02.2022 01:00:00	1.13029	0.28	24.02.2022 03:00:00	1.12769	\$ 70.84
5702	Buy	24.02.2022 02:00:00	1.13059	0.28	24.02.2022 04:00:00	1.1294	\$ -35.28
5703	Buy	24.02.2022 03:00:00	1.12769	0.56	24.02.2022 04:00:00	1.12941	\$ 92.4
5704	Buy	25.02.2022 01:00:00	1.11974	0.28	25.02.2022 04:00:00	1.12039	\$ 16.24
5705	Buy	01.03.2022 01:00:00	1.12199	0.28	01.03.2022 10:00:00	1.1229	\$ 23.52
5706	Buy	01.03.2022 06:00:00	1.11929	0.56	01.03.2022 10:00:00	1.12297	\$ 202.16
5707	Sell	01.03.2022 07:00:00	1.11959	0.28	01.03.2022 12:00:00	1.11966	\$ -3.92
5708	Sell	01.03.2022 10:00:00	1.12295	0.56	01.03.2022 12:00:00	1.11974	\$ 175.84
5709	Buy	02.03.2022 01:00:00	1.11209	0.28	02.03.2022 02:00:00	1.11318	\$ 28.56
5711	Sell	02.03.2022 05:00:00	1.11244	0.28	02.03.2022 06:00:00	1.11191	\$ 12.88
5710	Buy	02.03.2022 03:00:00	1.11261	0.28	02.03.2022 15:00:00	1.11182	\$ -24.08
5712	Buy	02.03.2022 09:00:00	1.1097	0.56	02.03.2022 15:00:00	1.11181	\$ 114.24
5713	Buy	03.03.2022 07:00:00	1.10971	0.28	03.03.2022 09:00:00	1.11045	\$ 18.76
5714	Sell	03.03.2022 11:00:00	1.10917	0.28	03.03.2022 12:00:00	1.10806	\$ 29.12
5715	Buy	04.03.2022 02:00:00	1.10653	0.28	04.03.2022 04:00:00	1.10486	\$ -48.72

5716	Buy	04.03.2022 03:00:00	1.10127	0.56	04.03.2022 04:00:00	1.10486	\$ 197.12
5718	Buy	08.03.2022 05:00:00	1.08747	0.28	08.03.2022 11:00:00	1.08966	\$ 59.36
5717	Sell	08.03.2022 01:00:00	1.08529	0.28	08.03.2022 18:00:00	1.08754	\$ -64.96
5719	Sell	08.03.2022 11:00:00	1.08975	0.56	08.03.2022 18:00:00	1.08753	\$ 120.4
5720	Buy	09.03.2022 05:00:00	1.09167	0.28	09.03.2022 11:00:00	1.09496	\$ 90.16
5721	Sell	09.03.2022 06:00:00	1.09075	0.28	10.03.2022 17:00:00	1.10177	\$ -308.37
5723	Sell	09.03.2022 15:00:00	1.09862	0.84	10.03.2022 17:00:00	1.10177	\$ -264.03
5725	Sell	09.03.2022 18:00:00	1.10433	1.4	10.03.2022 17:00:00	1.10167	\$ 373.35
5727	Sell	10.03.2022 15:00:00	1.10976	1.96	10.03.2022 17:00:00	1.10165	\$ 1575.84
5726	Sell	09.03.2022 19:00:00	1.10706	1.68	10.03.2022 17:00:00	1.10171	\$ 899.94
5724	Sell	09.03.2022 16:00:00	1.10141	1.12	10.03.2022 17:00:00	1.10173	\$ -35.08
5722	Sell	09.03.2022 11:00:00	1.09498	0.56	10.03.2022 17:00:00	1.10168	\$ -374.82
5728	Buy	11.03.2022 02:00:00	1.10142	0.29	11.03.2022 06:00:00	1.10042	\$ -31.03
5729	Buy	11.03.2022 04:00:00	1.09873	0.58	11.03.2022 06:00:00	1.10037	\$ 91.06
5730	Buy	11.03.2022 08:00:00	1.09987	0.29	11.03.2022 09:00:00	1.1003	\$ 10.44
5731	Buy	14.03.2022 04:00:00	1.09306	0.29	14.03.2022 11:00:00	1.09326	\$ 3.77
5732	Buy	14.03.2022 07:00:00	1.09056	0.58	14.03.2022 11:00:00	1.09326	\$ 152.54
5733	Sell	15.03.2022 01:00:00	1.09448	0.29	15.03.2022 02:00:00	1.09371	\$ 20.3
5734	Sell	15.03.2022 07:00:00	1.09777	0.29	15.03.2022 10:00:00	1.09708	\$ 17.98
5735	Sell	16.03.2022 00:00:00	1.09532	0.29	16.03.2022 11:00:00	1.09588	\$ -18.27
5736	Sell	16.03.2022 10:00:00	1.09779	0.58	16.03.2022 11:00:00	1.09575	\$ 114.26
5737	Sell	17.03.2022 04:00:00	1.10514	0.29	17.03.2022 05:00:00	1.10372	\$ 39.15
5738	Sell	17.03.2022 07:00:00	1.10355	0.29	17.03.2022 09:00:00	1.10248	\$ 29
5739	Buy	17.03.2022 11:00:00	1.10458	0.29	17.03.2022 12:00:00	1.10528	\$ 18.27
5740	Sell	18.03.2022 01:00:00	1.109	0.29	18.03.2022 07:00:00	1.10845	\$ 13.92
5741	Buy	18.03.2022 04:00:00	1.11003	0.29	22.03.2022 17:00:00	1.10402	\$ -179.94
5743	Buy	18.03.2022 14:00:00	1.10398	0.87	22.03.2022 17:00:00	1.10413	\$ -3.91
5745	Buy	22.03.2022 04:00:00	1.09876	1.45	22.03.2022 17:00:00	1.10417	\$ 774.3
5744	Buy	21.03.2022 23:00:00	1.10147	1.16	22.03.2022 17:00:00	1.10411	\$ 290.87
5742	Buy	18.03.2022 12:00:00	1.10682	0.58	22.03.2022 17:00:00	1.10414	\$ -166.75
5749	Buy	22.03.2022 23:00:00	1.103	0.29	23.03.2022 09:00:00	1.10369	\$ 16.17
5746	Sell	22.03.2022 10:00:00	1.09682	0.29	23.03.2022 13:00:00	1.09968	\$ -84.23
5748	Sell	22.03.2022 17:00:00	1.10415	0.87	23.03.2022 13:00:00	1.0998	\$ 374.59
5747	Sell	22.03.2022 12:00:00	1.10067	0.58	23.03.2022 13:00:00	1.09981	\$ 47.3
5750	Buy	23.03.2022 23:00:00	1.10047	0.29	24.03.2022 18:00:00	1.09955	\$ -34.15
5751	Buy	24.03.2022 09:00:00	1.09771	0.58	24.03.2022 18:00:00	1.09953	\$ 101.5
5752	Sell	28.03.2022 03:00:00	1.09818	0.29	28.03.2022 04:00:00	1.09718	\$ 26.97
5753	Buy	29.03.2022 01:00:00	1.09883	0.29	29.03.2022 10:00:00	1.10031	\$ 40.89
5754	Sell	29.03.2022 04:00:00	1.09728	0.29	29.03.2022 12:00:00	1.09854	\$ -38.57
5755	Sell	29.03.2022 10:00:00	1.1004	0.58	29.03.2022 12:00:00	1.0984	\$ 111.94
5756	Buy	30.03.2022 05:00:00	1.11037	0.29	30.03.2022 06:00:00	1.1112	\$ 22.04
5757	Sell	30.03.2022 23:00:00	1.11518	0.29	31.03.2022 12:00:00	1.11299	\$ 63.71
5760	Sell	04.04.2022 01:00:00	1.10382	0.29	04.04.2022 11:00:00	1.10322	\$ 15.37
5763	Sell	04.04.2022 23:00:00	1.09707	0.29	05.04.2022 08:00:00	1.09647	\$ 16.11
5766	Sell	06.04.2022 00:00:00	1.09028	0.29	06.04.2022 04:00:00	1.08937	\$ 24.36
5768	Sell	07.04.2022 03:00:00	1.0898	0.29	07.04.2022 12:00:00	1.08784	\$ 54.81
5769	Sell	08.04.2022 03:00:00	1.08637	0.29	08.04.2022 08:00:00	1.08563	\$ 19.43
5771	Sell	08.04.2022 10:00:00	1.08621	0.29	08.04.2022 16:00:00	1.08526	\$ 25.52
5772	Sell	11.04.2022 08:00:00	1.0885	0.29	11.04.2022 15:00:00	1.09007	\$ -47.56
5773	Sell	11.04.2022 13:00:00	1.09243	0.58	11.04.2022 15:00:00	1.09022	\$ 124.12
5775	Sell	13.04.2022 03:00:00	1.0825	0.29	13.04.2022 04:00:00	1.08166	\$ 22.33
5776	Sell	14.04.2022 03:00:00	1.08957	0.29	14.04.2022 04:00:00	1.08847	\$ 29.87
5758	Buy	01.04.2022 02:00:00	1.10734	0.29	14.04.2022 10:00:00	1.09185	\$ -474.8
5761	Buy	04.04.2022 13:00:00	1.10092	0.87	14.04.2022 10:00:00	1.09176	\$ -868.26
5764	Buy	05.04.2022 18:00:00	1.09387	1.45	14.04.2022 10:00:00	1.09182	\$ -407.09
5767	Buy	06.04.2022 09:00:00	1.08849	2.03	14.04.2022 10:00:00	1.09183	\$ 536.93
5774	Buy	12.04.2022 21:00:00	1.08294	2.61	14.04.2022 10:00:00	1.09191	\$ 2257.65
5770	Buy	08.04.2022 06:00:00	1.08581	2.32	14.04.2022 10:00:00	1.09181	\$ 1288.76
5765	Buy	05.04.2022 21:00:00	1.09127	1.74	14.04.2022 10:00:00	1.09192	\$ -18.71
5762	Buy	04.04.2022 20:00:00	1.09756	1.16	14.04.2022 10:00:00	1.09189	\$ -752.84

5759	Buy	01.04.2022 16:00:00	1.10436	0.58	14.04.2022 10:00:00	1.09188	\$ -775.02
5777	Buy	14.04.2022 11:00:00	1.09085	0.29	14.04.2022 13:00:00	1.09148	\$ 16.24
5778	Sell	15.04.2022 05:00:00	1.08122	0.29	15.04.2022 06:00:00	1.07986	\$ 37.41
5779	Buy	19.04.2022 04:00:00	1.07789	0.29	19.04.2022 11:00:00	1.08022	\$ 65.54
5781	Buy	20.04.2022 01:00:00	1.07913	0.29	20.04.2022 05:00:00	1.07974	\$ 15.66
5780	Sell	19.04.2022 22:00:00	1.07895	0.29	21.04.2022 06:00:00	1.08267	\$ -106.94
5783	Sell	20.04.2022 13:00:00	1.08535	0.87	21.04.2022 06:00:00	1.08268	\$ 232.88
5782	Sell	20.04.2022 07:00:00	1.08177	0.58	21.04.2022 06:00:00	1.0826	\$ -47.75
5785	Buy	22.04.2022 03:00:00	1.08351	0.29	22.04.2022 05:00:00	1.08411	\$ 15.37
5784	Sell	21.04.2022 22:00:00	1.08386	0.29	22.04.2022 10:00:00	1.08266	\$ 33.51
5787	Sell	25.04.2022 09:00:00	1.07763	0.29	25.04.2022 10:00:00	1.07147	\$ 176.61
5786	Buy	25.04.2022 07:00:00	1.07821	0.29	25.04.2022 12:00:00	1.07455	\$ -108.17
5788	Buy	25.04.2022 10:00:00	1.07145	0.58	25.04.2022 12:00:00	1.07447	\$ 171.1
5790	Buy	26.04.2022 05:00:00	1.07261	0.29	26.04.2022 07:00:00	1.07328	\$ 17.4
5789	Sell	25.04.2022 22:00:00	1.07099	0.29	26.04.2022 10:00:00	1.07031	\$ 18.43
5791	Sell	26.04.2022 22:00:00	1.06449	0.29	27.04.2022 00:00:00	1.06398	\$ 13.5
5792	Sell	27.04.2022 03:00:00	1.06425	0.29	27.04.2022 06:00:00	1.0635	\$ 19.72
5793	Buy	27.04.2022 04:00:00	1.06432	0.29	27.04.2022 08:00:00	1.06499	\$ 17.4
5794	Sell	28.04.2022 00:00:00	1.05573	0.29	28.04.2022 02:00:00	1.05511	\$ 15.95
5795	Sell	28.04.2022 03:00:00	1.05535	0.29	28.04.2022 04:00:00	1.05386	\$ 41.18
5796	Sell	28.04.2022 22:00:00	1.05034	0.29	29.04.2022 02:00:00	1.04975	\$ 15.82
5797	Sell	02.05.2022 01:00:00	1.05454	0.29	02.05.2022 03:00:00	1.0536	\$ 25.23
5798	Sell	02.05.2022 05:00:00	1.05237	0.29	02.05.2022 08:00:00	1.05185	\$ 13.05
5799	Sell	03.05.2022 05:00:00	1.0522	0.29	03.05.2022 06:00:00	1.05143	\$ 20.3
5801	Sell	04.05.2022 06:00:00	1.05196	0.29	04.05.2022 09:00:00	1.0513	\$ 17.11
5800	Buy	04.05.2022 04:00:00	1.05243	0.29	04.05.2022 14:00:00	1.05299	\$ 14.21
5802	Sell	05.05.2022 09:00:00	1.06122	0.29	05.05.2022 10:00:00	1.05944	\$ 49.59
5803	Sell	05.05.2022 13:00:00	1.05976	0.29	05.05.2022 15:00:00	1.05471	\$ 144.42
5804	Sell	09.05.2022 00:01:00	1.054	0.3	09.05.2022 03:00:00	1.05316	\$ 23.1
5808	Buy	10.05.2022 01:00:00	1.05585	0.3	10.05.2022 06:00:00	1.05731	\$ 41.7
5805	Sell	09.05.2022 06:00:00	1.05071	0.3	10.05.2022 13:00:00	1.054	\$ -100.03
5807	Sell	09.05.2022 20:00:00	1.05728	0.9	10.05.2022 13:00:00	1.05405	\$ 286.7
5806	Sell	09.05.2022 14:00:00	1.05441	0.6	10.05.2022 13:00:00	1.05385	\$ 30.94
5809	Sell	11.05.2022 00:00:00	1.05278	0.3	11.05.2022 14:00:00	1.05467	\$ -58.8
5810	Sell	11.05.2022 12:00:00	1.05674	0.6	11.05.2022 14:00:00	1.05467	\$ 120
5811	Buy	13.05.2022 00:00:00	1.03819	0.3	13.05.2022 06:00:00	1.03885	\$ 17.7
5813	Buy	16.05.2022 08:00:00	1.04002	0.3	16.05.2022 11:00:00	1.04091	\$ 24.6
5812	Sell	16.05.2022 01:00:00	1.03986	0.3	16.05.2022 13:00:00	1.04156	\$ -53.1
5814	Sell	16.05.2022 12:00:00	1.04333	0.6	16.05.2022 13:00:00	1.04157	\$ 101.4
5815	Buy	17.05.2022 03:00:00	1.04385	0.3	17.05.2022 04:00:00	1.04462	\$ 21
5816	Buy	17.05.2022 05:00:00	1.04494	0.3	17.05.2022 10:00:00	1.04573	\$ 21.6
5817	Sell	18.05.2022 00:00:00	1.05452	0.3	18.05.2022 05:00:00	1.05397	\$ 14.4
5818	Buy	19.05.2022 03:00:00	1.04735	0.3	19.05.2022 04:00:00	1.04877	\$ 40.5
5819	Sell	20.05.2022 01:00:00	1.05828	0.3	20.05.2022 04:00:00	1.05773	\$ 14.4
5820	Sell	20.05.2022 06:00:00	1.05589	0.3	20.05.2022 15:00:00	1.05668	\$ -25.8
5821	Sell	20.05.2022 09:00:00	1.05911	0.6	20.05.2022 15:00:00	1.05674	\$ 138
5826	Buy	24.05.2022 23:00:00	1.07306	0.3	25.05.2022 02:00:00	1.07387	\$ 20.32
5822	Sell	23.05.2022 09:00:00	1.05983	0.3	25.05.2022 12:00:00	1.06713	\$ -219.56
5824	Sell	23.05.2022 13:00:00	1.06776	0.9	25.05.2022 12:00:00	1.06713	\$ 55.01
5825	Sell	24.05.2022 11:00:00	1.07302	1.2	25.05.2022 12:00:00	1.06702	\$ 714.67
5823	Sell	23.05.2022 12:00:00	1.0646	0.6	25.05.2022 12:00:00	1.067	\$ -145.13
5827	Buy	25.05.2022 03:00:00	1.07331	0.3	26.05.2022 04:00:00	1.07037	\$ -95.92
5829	Buy	25.05.2022 12:00:00	1.06711	0.9	26.05.2022 04:00:00	1.07032	\$ 265.72
5828	Buy	25.05.2022 06:00:00	1.07068	0.6	26.05.2022 04:00:00	1.07031	\$ -37.65
5831	Buy	27.05.2022 01:00:00	1.0733	0.3	27.05.2022 04:00:00	1.07396	\$ 17.7
5830	Sell	26.05.2022 23:00:00	1.07232	0.3	27.05.2022 10:00:00	1.07391	\$ -49.03
5832	Sell	27.05.2022 05:00:00	1.07623	0.6	27.05.2022 10:00:00	1.07402	\$ 128.4
5834	Sell	31.05.2022 03:00:00	1.07721	0.3	31.05.2022 04:00:00	1.07447	\$ 80.1
5833	Buy	30.05.2022 22:00:00	1.07843	0.3	31.05.2022 21:00:00	1.07374	\$ -144.67
5836	Buy	31.05.2022 14:00:00	1.06975	0.9	31.05.2022 21:00:00	1.07371	\$ 350.1

5835	Buy	31.05.2022 04:00:00	1.07463	0.6	31.05.2022 21:00:00	1.07386	\$ -50.4
5838	Sell	01.06.2022 04:00:00	1.07288	0.3	01.06.2022 05:00:00	1.07169	\$ 33.6
5837	Buy	01.06.2022 03:00:00	1.07351	0.3	01.06.2022 10:00:00	1.07228	\$ -39
5839	Buy	01.06.2022 09:00:00	1.07098	0.6	01.06.2022 10:00:00	1.0723	\$ 75
5840	Sell	03.06.2022 05:00:00	1.07589	0.3	03.06.2022 07:00:00	1.07531	\$ 15.3
5841	Sell	06.06.2022 04:00:00	1.07164	0.3	06.06.2022 14:00:00	1.07277	\$ -36
5842	Sell	06.06.2022 11:00:00	1.0742	0.6	06.06.2022 14:00:00	1.07285	\$ 76.8
5843	Buy	08.06.2022 02:00:00	1.07046	0.3	08.06.2022 13:00:00	1.0704	\$ -3.9
5844	Buy	08.06.2022 08:00:00	1.06783	0.6	08.06.2022 13:00:00	1.0705	\$ 156
5846	Buy	09.06.2022 03:00:00	1.07173	0.3	09.06.2022 06:00:00	1.07224	\$ 13.2
5845	Sell	08.06.2022 23:00:00	1.07135	0.3	09.06.2022 11:00:00	1.07024	\$ 33.5
5847	Sell	10.06.2022 02:00:00	1.06161	0.3	10.06.2022 13:00:00	1.05976	\$ 53.4
5848	Sell	13.06.2022 01:00:00	1.05152	0.3	13.06.2022 02:00:00	1.05093	\$ 15.6
5849	Sell	14.06.2022 23:00:00	1.04099	0.3	15.06.2022 15:00:00	1.04587	\$ -147.73
5851	Sell	15.06.2022 09:00:00	1.04645	0.9	15.06.2022 15:00:00	1.04581	\$ 51.3
5852	Sell	15.06.2022 12:00:00	1.04934	1.2	15.06.2022 15:00:00	1.04593	\$ 400.8
5850	Sell	15.06.2022 03:00:00	1.04359	0.6	15.06.2022 15:00:00	1.04575	\$ -133.8
5853	Buy	16.06.2022 03:00:00	1.04573	0.3	16.06.2022 16:00:00	1.04276	\$ -91.2
5855	Buy	16.06.2022 11:00:00	1.0397	0.9	16.06.2022 16:00:00	1.04283	\$ 275.4
5854	Buy	16.06.2022 09:00:00	1.04297	0.6	16.06.2022 16:00:00	1.04278	\$ -15.6
5856	Buy	17.06.2022 04:00:00	1.05408	0.3	17.06.2022 12:00:00	1.05205	\$ -63
5857	Buy	17.06.2022 10:00:00	1.05009	0.6	17.06.2022 12:00:00	1.05208	\$ 115.2
5858	Buy	20.06.2022 00:00:00	1.04786	0.3	20.06.2022 01:00:00	1.04888	\$ 28.5
5859	Buy	20.06.2022 03:00:00	1.04896	0.3	20.06.2022 06:00:00	1.05183	\$ 84
5860	Buy	20.06.2022 11:00:00	1.05165	0.3	20.06.2022 12:00:00	1.05237	\$ 19.5
5861	Sell	20.06.2022 23:00:00	1.05104	0.3	21.06.2022 20:00:00	1.05331	\$ -69.43
5862	Sell	21.06.2022 11:00:00	1.05568	0.6	21.06.2022 20:00:00	1.0535	\$ 126.6
5863	Sell	22.06.2022 02:00:00	1.05389	0.3	22.06.2022 03:00:00	1.05318	\$ 19.2
5864	Sell	22.06.2022 04:00:00	1.0513	0.3	22.06.2022 05:00:00	1.05083	\$ 12
5865	Sell	22.06.2022 06:00:00	1.05095	0.3	22.06.2022 08:00:00	1.04971	\$ 35.1
5866	Buy	22.06.2022 23:00:00	1.05675	0.3	23.06.2022 04:00:00	1.05744	\$ 12.97
5867	Sell	24.06.2022 02:00:00	1.05265	0.3	24.06.2022 03:00:00	1.05198	\$ 18
5868	Sell	27.06.2022 01:00:00	1.05528	0.3	27.06.2022 13:00:00	1.05687	\$ -49.8
5869	Sell	27.06.2022 11:00:00	1.05879	0.6	27.06.2022 13:00:00	1.05701	\$ 102.6
5870	Sell	28.06.2022 00:00:00	1.05814	0.3	28.06.2022 04:00:00	1.0577	\$ 11.1
5871	Sell	29.06.2022 05:00:00	1.05285	0.3	29.06.2022 08:00:00	1.05046	\$ 69.6
5873	Buy	30.06.2022 04:00:00	1.04422	0.3	30.06.2022 06:00:00	1.04528	\$ 29.7
5872	Sell	30.06.2022 00:00:00	1.04391	0.3	30.06.2022 13:00:00	1.043	\$ 25.2
5874	Sell	01.07.2022 04:00:00	1.04714	0.3	01.07.2022 06:00:00	1.0467	\$ 11.1
5875	Buy	04.07.2022 00:11:00	1.04279	0.3	04.07.2022 02:00:00	1.04359	\$ 21.9
5876	Buy	04.07.2022 03:00:00	1.04323	0.3	04.07.2022 12:00:00	1.0438	\$ 15
5877	Sell	04.07.2022 07:00:00	1.0426	0.3	04.07.2022 18:00:00	1.04225	\$ 8.4
5878	Sell	04.07.2022 14:00:00	1.04523	0.6	04.07.2022 18:00:00	1.04241	\$ 165
5880	Buy	05.07.2022 02:00:00	1.04277	0.3	05.07.2022 04:00:00	1.04339	\$ 16.5
5879	Sell	04.07.2022 23:00:00	1.04225	0.3	05.07.2022 11:00:00	1.03753	\$ 140.27
5882	Sell	06.07.2022 03:00:00	1.02555	0.3	06.07.2022 08:00:00	1.0247	\$ 23.4
5881	Buy	06.07.2022 00:00:00	1.02684	0.3	07.07.2022 09:00:00	1.02172	\$ -161.32
5884	Buy	06.07.2022 14:00:00	1.01963	0.9	07.07.2022 09:00:00	1.02181	\$ 173.02
5885	Buy	06.07.2022 19:00:00	1.01698	1.2	07.07.2022 09:00:00	1.02174	\$ 540.3
5883	Buy	06.07.2022 13:00:00	1.02241	0.6	07.07.2022 09:00:00	1.02181	\$ -51.45
5886	Sell	07.07.2022 02:00:00	1.01866	0.3	07.07.2022 10:00:00	1.02011	\$ -45.6
5887	Sell	07.07.2022 09:00:00	1.02176	0.6	07.07.2022 10:00:00	1.02015	\$ 92.4
5888	Sell	08.07.2022 03:00:00	1.01676	0.3	08.07.2022 07:00:00	1.01589	\$ 24
5889	Sell	08.07.2022 22:00:00	1.01742	0.3	11.07.2022 03:00:00	1.01673	\$ 19.37
5896	Sell	12.07.2022 02:00:00	1.00412	0.3	12.07.2022 05:00:00	1.00283	\$ 36.6
5898	Sell	13.07.2022 01:00:00	1.0035	0.3	13.07.2022 05:00:00	1.00283	\$ 18
5890	Buy	11.07.2022 01:00:00	1.01848	0.3	13.07.2022 18:00:00	1.01073	\$ -238.35
5892	Buy	11.07.2022 10:00:00	1.01282	0.9	13.07.2022 18:00:00	1.01078	\$ -201.15
5894	Buy	11.07.2022 17:00:00	1.00691	1.5	13.07.2022 18:00:00	1.01078	\$ 551.25
5897	Buy	12.07.2022 08:00:00	1.00164	2.1	13.07.2022 18:00:00	1.01068	\$ 1870.58

5895	Buy	12.07.2022 00:00:00	1.00419	1.8	13.07.2022 18:00:00	1.01074	\$ 1155.15
5893	Buy	11.07.2022 13:00:00	1.01038	1.2	13.07.2022 18:00:00	1.01074	\$ 19.8
5891	Buy	11.07.2022 04:00:00	1.01543	0.6	13.07.2022 18:00:00	1.01079	\$ -290.1
5899	Sell	14.07.2022 03:00:00	1.00348	0.31	14.07.2022 04:00:00	1.00227	\$ 35.34
5900	Sell	14.07.2022 05:00:00	1.00175	0.31	14.07.2022 10:00:00	1.00067	\$ 31.31
5901	Sell	15.07.2022 07:00:00	1.00254	0.31	15.07.2022 10:00:00	1.00163	\$ 26.04
5902	Buy	18.07.2022 02:00:00	1.00857	0.31	18.07.2022 03:00:00	1.00969	\$ 32.55
5903	Buy	20.07.2022 01:00:00	1.02284	0.31	20.07.2022 02:00:00	1.02361	\$ 21.7
5904	Buy	20.07.2022 03:00:00	1.02303	0.31	20.07.2022 04:00:00	1.02463	\$ 47.43
5905	Buy	21.07.2022 02:00:00	1.01824	0.31	21.07.2022 05:00:00	1.01939	\$ 33.48
5906	Sell	21.07.2022 03:00:00	1.01802	0.31	21.07.2022 12:00:00	1.01912	\$ -36.27
5907	Sell	21.07.2022 06:00:00	1.02099	0.62	21.07.2022 12:00:00	1.01911	\$ 112.22
5908	Sell	22.07.2022 05:00:00	1.02015	0.31	22.07.2022 06:00:00	1.01959	\$ 15.19
5909	Buy	22.07.2022 07:00:00	1.0191	0.31	22.07.2022 10:00:00	1.02076	\$ 49.29
5910	Buy	25.07.2022 06:00:00	1.02122	0.31	25.07.2022 12:00:00	1.02222	\$ 28.83
5911	Sell	25.07.2022 11:00:00	1.01929	0.31	25.07.2022 18:00:00	1.02178	\$ -79.36
5913	Sell	25.07.2022 17:00:00	1.02475	0.93	25.07.2022 18:00:00	1.02184	\$ 264.12
5912	Sell	25.07.2022 12:00:00	1.02227	0.62	25.07.2022 18:00:00	1.02193	\$ 16.74
5914	Sell	26.07.2022 01:00:00	1.02192	0.31	26.07.2022 10:00:00	1.02125	\$ 18.6
5916	Buy	27.07.2022 03:00:00	1.01299	0.31	27.07.2022 04:00:00	1.01394	\$ 27.28
5918	Buy	27.07.2022 06:00:00	1.01445	0.31	27.07.2022 08:00:00	1.01514	\$ 19.22
5919	Buy	27.07.2022 09:00:00	1.01459	0.31	27.07.2022 14:00:00	1.01541	\$ 23.25
5915	Sell	27.07.2022 00:00:00	1.01141	0.31	27.07.2022 18:00:00	1.01195	\$ -18.91
5917	Sell	27.07.2022 04:00:00	1.01399	0.62	27.07.2022 18:00:00	1.01205	\$ 115.94
5920	Buy	28.07.2022 07:00:00	1.02103	0.31	28.07.2022 09:00:00	1.02209	\$ 30.69
5922	Buy	29.07.2022 06:00:00	1.01958	0.31	29.07.2022 07:00:00	1.02131	\$ 51.46
5921	Sell	29.07.2022 03:00:00	1.01927	0.31	29.07.2022 13:00:00	1.02031	\$ -34.41
5923	Sell	29.07.2022 10:00:00	1.02415	0.62	29.07.2022 13:00:00	1.0204	\$ 228.16
5924	Buy	01.08.2022 01:00:00	1.02242	0.31	01.08.2022 05:00:00	1.02328	\$ 24.49
5926	Buy	02.08.2022 03:00:00	1.02622	0.31	02.08.2022 04:00:00	1.02861	\$ 71.92
5925	Sell	01.08.2022 23:00:00	1.02579	0.31	02.08.2022 05:00:00	1.02684	\$ -33.93
5927	Sell	02.08.2022 04:00:00	1.02858	0.62	02.08.2022 05:00:00	1.02679	\$ 106.64
5928	Sell	03.08.2022 02:00:00	1.01635	0.31	03.08.2022 03:00:00	1.01559	\$ 21.39
5929	Sell	04.08.2022 04:00:00	1.01649	0.31	04.08.2022 15:00:00	1.01765	\$ -38.13
5930	Sell	04.08.2022 12:00:00	1.01918	0.62	04.08.2022 15:00:00	1.01756	\$ 96.1
5931	Sell	05.08.2022 05:00:00	1.02324	0.31	05.08.2022 12:00:00	1.02242	\$ 23.25
5932	Sell	08.08.2022 02:00:00	1.0172	0.31	08.08.2022 04:00:00	1.01668	\$ 13.95
5933	Sell	09.08.2022 00:00:00	1.01947	0.31	09.08.2022 20:00:00	1.02193	\$ -78.43
5934	Sell	09.08.2022 12:00:00	1.02381	0.62	09.08.2022 20:00:00	1.02194	\$ 111.6
5936	Buy	10.08.2022 00:00:00	1.02145	0.31	10.08.2022 12:00:00	1.02212	\$ 18.6
5935	Sell	09.08.2022 23:00:00	1.02075	0.31	10.08.2022 23:00:00	1.03026	\$ -296.19
5938	Sell	10.08.2022 16:00:00	1.03251	0.93	10.08.2022 23:00:00	1.03033	\$ 196.23
5939	Sell	10.08.2022 18:00:00	1.03545	1.24	10.08.2022 23:00:00	1.03026	\$ 634.88
5937	Sell	10.08.2022 14:00:00	1.02421	0.62	10.08.2022 23:00:00	1.03034	\$ -384.4
5940	Sell	11.08.2022 02:00:00	1.03026	0.31	11.08.2022 05:00:00	1.02878	\$ 43.71
5941	Sell	15.08.2022 01:00:00	1.02584	0.31	15.08.2022 06:00:00	1.02464	\$ 35.03
5942	Sell	16.08.2022 03:00:00	1.01606	0.31	16.08.2022 04:00:00	1.01545	\$ 16.74
5943	Buy	16.08.2022 23:00:00	1.01705	0.31	17.08.2022 08:00:00	1.01808	\$ 27.82
5944	Sell	17.08.2022 02:00:00	1.0171	0.31	17.08.2022 10:00:00	1.01637	\$ 20.46
5946	Sell	18.08.2022 01:00:00	1.01755	0.31	18.08.2022 08:00:00	1.01675	\$ 22.63
5945	Buy	18.08.2022 00:00:00	1.01828	0.31	18.08.2022 13:00:00	1.01692	\$ -44.33
5947	Buy	18.08.2022 10:00:00	1.01525	0.62	18.08.2022 13:00:00	1.01709	\$ 109.74
5948	Buy	19.08.2022 05:00:00	1.00761	0.31	19.08.2022 06:00:00	1.00859	\$ 28.21
5950	Sell	22.08.2022 01:00:00	1.00387	0.31	22.08.2022 04:00:00	1.00268	\$ 34.72
5954	Sell	23.08.2022 02:00:00	0.99429	0.31	23.08.2022 08:00:00	0.9935	\$ 22.32
5949	Buy	22.08.2022 00:11:00	1.00462	0.31	23.08.2022 17:00:00	0.99982	\$ -152.91
5952	Buy	22.08.2022 17:00:00	0.99698	0.93	23.08.2022 17:00:00	0.99969	\$ 239.71
5955	Buy	23.08.2022 10:00:00	0.99071	1.55	23.08.2022 17:00:00	0.99968	\$ 1379.5
5953	Buy	22.08.2022 19:00:00	0.99358	1.24	23.08.2022 17:00:00	0.9997	\$ 742.45
5951	Buy	22.08.2022 11:00:00	1.00037	0.62	23.08.2022 17:00:00	0.9998	\$ -43.56

5956	Buy	24.08.2022 04:00:00	0.99521	0.32	24.08.2022 18:00:00	0.99907	\$ 121.28
5957	Buy	24.08.2022 14:00:00	0.99212	0.64	24.08.2022 18:00:00	0.99896	\$ 433.28
5958	Sell	26.08.2022 02:00:00	0.99749	0.32	26.08.2022 04:00:00	0.99665	\$ 24.64
5959	Sell	26.08.2022 07:00:00	0.99698	0.32	26.08.2022 08:00:00	0.99632	\$ 18.88
5960	Sell	29.08.2022 03:00:00	0.99362	0.32	29.08.2022 04:00:00	0.99303	\$ 16.64
5964	Buy	30.08.2022 01:00:00	1.00008	0.32	30.08.2022 03:00:00	1.00101	\$ 27.52
5961	Sell	29.08.2022 10:00:00	0.99371	0.32	30.08.2022 18:00:00	0.99896	\$ -169.42
5963	Sell	29.08.2022 15:00:00	0.99975	0.96	30.08.2022 18:00:00	0.99906	\$ 61.98
5965	Sell	30.08.2022 11:00:00	1.00284	1.28	30.08.2022 18:00:00	0.99909	\$ 471.04
5962	Sell	29.08.2022 13:00:00	0.99612	0.64	30.08.2022 18:00:00	0.99911	\$ -194.2
5966	Buy	31.08.2022 00:00:00	1.00137	0.32	31.08.2022 03:00:00	1.00241	\$ 31.04
5967	Buy	31.08.2022 04:00:00	1.00285	0.32	31.08.2022 08:00:00	1.00403	\$ 35.52
5968	Sell	31.08.2022 06:00:00	1.00246	0.32	31.08.2022 10:00:00	1.00155	\$ 26.88
5969	Sell	01.09.2022 00:00:00	1.00516	0.32	01.09.2022 03:00:00	1.00385	\$ 39.68
5970	Buy	01.09.2022 06:00:00	1.00222	0.32	01.09.2022 11:00:00	1.00303	\$ 23.68
5971	Buy	02.09.2022 02:00:00	0.99457	0.32	02.09.2022 03:00:00	0.99523	\$ 18.88
5972	Sell	02.09.2022 07:00:00	0.99607	0.32	02.09.2022 12:00:00	0.99734	\$ -42.88
5973	Sell	02.09.2022 11:00:00	0.99883	0.64	02.09.2022 12:00:00	0.99723	\$ 97.92
5974	Sell	05.09.2022 04:00:00	0.99142	0.32	05.09.2022 08:00:00	0.99047	\$ 28.16
5975	Buy	06.09.2022 01:00:00	0.99332	0.32	06.09.2022 02:00:00	0.99412	\$ 23.36
5976	Sell	07.09.2022 04:00:00	0.98898	0.32	07.09.2022 06:00:00	0.98848	\$ 13.76
5977	Sell	08.09.2022 05:00:00	0.99838	0.32	08.09.2022 17:00:00	0.99649	\$ 58.24
5978	Sell	08.09.2022 14:00:00	1.00088	0.64	08.09.2022 17:00:00	0.99646	\$ 278.4
5979	Sell	09.09.2022 23:00:00	1.00462	0.32	12.09.2022 02:00:00	1.00684	\$ -72.46
5980	Sell	12.09.2022 00:01:00	1.01041	0.64	12.09.2022 02:00:00	1.00689	\$ 220.8
5981	Sell	12.09.2022 06:00:00	1.00816	0.32	12.09.2022 14:00:00	1.01365	\$ -177.92
5983	Sell	12.09.2022 11:00:00	1.0174	0.96	12.09.2022 14:00:00	1.01377	\$ 341.76
5982	Sell	12.09.2022 10:00:00	1.0145	0.64	12.09.2022 14:00:00	1.01376	\$ 42.88
5984	Sell	12.09.2022 21:00:00	1.01315	0.32	12.09.2022 22:00:00	1.01177	\$ 41.92
5985	Sell	13.09.2022 01:00:00	1.01184	0.32	13.09.2022 16:00:00	1.00386	\$ 253.12
5987	Sell	13.09.2022 14:00:00	1.01781	0.96	13.09.2022 16:00:00	1.00374	\$ 1344
5986	Sell	13.09.2022 11:00:00	1.01479	0.64	13.09.2022 16:00:00	1.0037	\$ 705.28
5989	Buy	14.09.2022 04:00:00	0.9978	0.32	14.09.2022 06:00:00	0.99859	\$ 23.04
5988	Sell	14.09.2022 02:00:00	0.99689	0.32	14.09.2022 10:00:00	0.99677	\$ 1.6
5990	Sell	14.09.2022 08:00:00	0.99944	0.64	14.09.2022 10:00:00	0.99664	\$ 174.72
5991	Sell	14.09.2022 23:00:00	0.99795	0.33	15.09.2022 06:00:00	0.9975	\$ 15.07
5992	Sell	16.09.2022 23:00:00	1.00122	0.33	19.09.2022 06:00:00	1.00036	\$ 26.91
5993	Buy	19.09.2022 01:00:00	1.00177	0.33	19.09.2022 18:00:00	1.00115	\$ -22.77
5994	Buy	19.09.2022 08:00:00	0.99921	0.66	19.09.2022 18:00:00	1.00123	\$ 128.7
5995	Buy	20.09.2022 00:00:00	1.00277	0.33	20.09.2022 04:00:00	1.00337	\$ 17.49
5996	Sell	20.09.2022 23:00:00	0.99752	0.33	21.09.2022 04:00:00	0.99625	\$ 40.44
5997	Sell	21.09.2022 21:00:00	0.98722	0.33	21.09.2022 23:00:00	0.98528	\$ 61.71
5998	Sell	21.09.2022 22:00:00	0.99059	0.66	21.09.2022 23:00:00	0.98515	\$ 354.42
5999	Sell	22.09.2022 08:00:00	0.98285	0.33	22.09.2022 10:00:00	0.98204	\$ 24.42
6007	Sell	27.09.2022 02:00:00	0.96059	0.33	27.09.2022 13:00:00	0.96084	\$ -10.56
6008	Sell	27.09.2022 04:00:00	0.96336	0.66	27.09.2022 13:00:00	0.96081	\$ 163.68
6009	Sell	28.09.2022 00:00:00	0.95927	0.33	28.09.2022 04:00:00	0.95717	\$ 66.99
6000	Buy	23.09.2022 00:06:00	0.98416	0.33	28.09.2022 19:00:00	0.96792	\$ -544.42
6002	Buy	23.09.2022 11:00:00	0.97751	0.99	28.09.2022 19:00:00	0.96788	\$ -978.86
6004	Buy	23.09.2022 18:00:00	0.97045	1.65	28.09.2022 19:00:00	0.96785	\$ -471.49
6006	Buy	26.09.2022 04:00:00	0.95698	2.31	28.09.2022 19:00:00	0.96788	\$ 2472.86
6010	Buy	28.09.2022 10:00:00	0.9539	2.64	28.09.2022 19:00:00	0.96781	\$ 3653.76
6005	Buy	23.09.2022 22:00:00	0.96739	1.98	28.09.2022 19:00:00	0.96785	\$ 40.09
6003	Buy	23.09.2022 14:00:00	0.97517	1.32	28.09.2022 19:00:00	0.96789	\$ -994.95
6001	Buy	23.09.2022 10:00:00	0.98137	0.66	28.09.2022 19:00:00	0.96783	\$ -910.63
6012	Sell	29.09.2022 03:00:00	0.97055	0.33	29.09.2022 04:00:00	0.96886	\$ 53.46
6014	Sell	29.09.2022 07:00:00	0.96856	0.33	29.09.2022 09:00:00	0.96641	\$ 68.64
6011	Buy	29.09.2022 02:00:00	0.97187	0.33	29.09.2022 13:00:00	0.96935	\$ -85.47
6015	Buy	29.09.2022 11:00:00	0.96547	0.99	29.09.2022 13:00:00	0.9694	\$ 382.14
6013	Buy	29.09.2022 04:00:00	0.96897	0.66	29.09.2022 13:00:00	0.96925	\$ 13.86

6016	Sell	30.09.2022 08:00:00	0.97989	0.33	30.09.2022 10:00:00	0.97989	\$ -2.31
6017	Sell	30.09.2022 09:00:00	0.98233	0.66	30.09.2022 10:00:00	0.98008	\$ 143.88
6018	Sell	03.10.2022 07:00:00	0.98048	0.33	03.10.2022 08:00:00	0.97853	\$ 62.04
6019	Sell	04.10.2022 04:00:00	0.98276	0.33	04.10.2022 05:00:00	0.98116	\$ 50.49
6020	Sell	04.10.2022 06:00:00	0.98291	0.33	05.10.2022 13:00:00	0.99307	\$ -336.75
6022	Sell	04.10.2022 16:00:00	0.99238	0.99	05.10.2022 13:00:00	0.99309	\$ -74.69
6024	Sell	04.10.2022 22:00:00	0.99979	1.65	05.10.2022 13:00:00	0.99317	\$ 1084.97
6023	Sell	04.10.2022 18:00:00	0.99558	1.32	05.10.2022 13:00:00	0.99316	\$ 313.58
6021	Sell	04.10.2022 10:00:00	0.98697	0.66	05.10.2022 13:00:00	0.99302	\$ -402.23
6029	Sell	07.10.2022 04:00:00	0.97941	0.33	07.10.2022 10:00:00	0.97826	\$ 35.64
6031	Sell	10.10.2022 02:00:00	0.97311	0.33	10.10.2022 09:00:00	0.97176	\$ 42.24
6034	Sell	11.10.2022 01:00:00	0.97016	0.33	11.10.2022 06:00:00	0.96885	\$ 40.92
6035	Sell	12.10.2022 05:00:00	0.96904	0.33	12.10.2022 12:00:00	0.97039	\$ -46.86
6036	Sell	12.10.2022 09:00:00	0.97213	0.66	12.10.2022 12:00:00	0.97037	\$ 111.54
6037	Sell	13.10.2022 04:00:00	0.97143	0.33	13.10.2022 05:00:00	0.97048	\$ 29.04
6025	Buy	06.10.2022 04:00:00	0.9917	0.33	13.10.2022 19:00:00	0.9779	\$ -472.15
6027	Buy	06.10.2022 17:00:00	0.98295	0.99	13.10.2022 19:00:00	0.978	\$ -540.29
6030	Buy	07.10.2022 16:00:00	0.9751	1.65	13.10.2022 19:00:00	0.97799	\$ 403.43
6033	Buy	10.10.2022 12:00:00	0.96889	2.31	13.10.2022 19:00:00	0.97782	\$ 1974.47
6032	Buy	10.10.2022 09:00:00	0.9717	1.98	13.10.2022 19:00:00	0.97789	\$ 1149.88
6028	Buy	06.10.2022 20:00:00	0.9803	1.32	13.10.2022 19:00:00	0.9778	\$ -396.99
6026	Buy	06.10.2022 12:00:00	0.98884	0.66	13.10.2022 19:00:00	0.97785	\$ -758.84
6038	Buy	14.10.2022 02:00:00	0.97786	0.34	14.10.2022 05:00:00	0.97991	\$ 67.32
6039	Sell	14.10.2022 04:00:00	0.97679	0.34	14.10.2022 08:00:00	0.97827	\$ -52.7
6040	Sell	14.10.2022 05:00:00	0.98006	0.68	14.10.2022 08:00:00	0.97825	\$ 118.32
6041	Buy	17.10.2022 07:00:00	0.97398	0.34	17.10.2022 09:00:00	0.97522	\$ 39.78
6042	Sell	18.10.2022 00:00:00	0.98385	0.34	18.10.2022 05:00:00	0.9832	\$ 19.72
6043	Sell	19.10.2022 05:00:00	0.98591	0.34	19.10.2022 06:00:00	0.9854	\$ 14.96
6044	Buy	20.10.2022 03:00:00	0.97656	0.34	20.10.2022 08:00:00	0.97786	\$ 41.82
6045	Sell	21.10.2022 04:00:00	0.97719	0.34	21.10.2022 10:00:00	0.97654	\$ 19.72
6046	Sell	24.10.2022 03:00:00	0.98585	0.34	24.10.2022 04:00:00	0.98485	\$ 31.62
6047	Sell	24.10.2022 07:00:00	0.98332	0.34	24.10.2022 14:00:00	0.98219	\$ 36.04
6048	Buy	25.10.2022 00:00:00	0.98773	0.34	25.10.2022 02:00:00	0.98877	\$ 32.98
6049	Buy	25.10.2022 04:00:00	0.98945	0.34	25.10.2022 17:00:00	0.99678	\$ 246.84
6050	Buy	25.10.2022 10:00:00	0.98616	0.68	25.10.2022 17:00:00	0.9967	\$ 711.96
6051	Buy	26.10.2022 03:00:00	0.99623	0.34	26.10.2022 10:00:00	0.9982	\$ 64.6
6052	Buy	27.10.2022 00:00:00	1.00806	0.34	27.10.2022 03:00:00	1.00933	\$ 40.8
6053	Sell	27.10.2022 09:00:00	1.00762	0.34	27.10.2022 10:00:00	1.00569	\$ 63.24
6054	Buy	28.10.2022 05:00:00	0.99964	0.34	28.10.2022 16:00:00	0.99686	\$ -96.9
6056	Buy	28.10.2022 12:00:00	0.99406	1.02	28.10.2022 16:00:00	0.99689	\$ 281.52
6055	Buy	28.10.2022 10:00:00	0.99692	0.68	28.10.2022 16:00:00	0.99694	\$ -3.4
6057	Sell	31.10.2022 01:00:00	0.9957	0.34	31.10.2022 05:00:00	0.9949	\$ 24.82
6058	Buy	31.10.2022 07:00:00	0.99647	0.34	31.10.2022 13:00:00	0.99454	\$ -68
6059	Buy	31.10.2022 11:00:00	0.99291	0.68	31.10.2022 13:00:00	0.99473	\$ 119
6060	Buy	31.10.2022 23:00:00	0.98822	0.34	01.11.2022 05:00:00	0.98939	\$ 35.27
6062	Buy	01.11.2022 06:00:00	0.99075	0.34	01.11.2022 09:00:00	0.99246	\$ 55.76
6061	Sell	01.11.2022 02:00:00	0.98836	0.34	01.11.2022 18:00:00	0.98693	\$ 46.24
6063	Sell	01.11.2022 09:00:00	0.99256	0.68	01.11.2022 18:00:00	0.98688	\$ 381.48
6064	Sell	02.11.2022 04:00:00	0.98863	0.34	02.11.2022 18:00:00	0.98748	\$ 36.72
6065	Sell	03.11.2022 09:00:00	0.98253	0.34	03.11.2022 10:00:00	0.98117	\$ 43.86
6066	Buy	04.11.2022 05:00:00	0.97638	0.34	04.11.2022 07:00:00	0.97733	\$ 29.92
6068	Buy	07.11.2022 07:00:00	0.99397	0.34	07.11.2022 11:00:00	0.9987	\$ 158.44
6067	Sell	07.11.2022 02:00:00	0.99278	0.34	08.11.2022 11:00:00	0.99836	\$ -191.23
6070	Sell	07.11.2022 20:00:00	1.00213	1.02	08.11.2022 11:00:00	0.99827	\$ 389.19
6069	Sell	07.11.2022 11:00:00	0.99861	0.68	08.11.2022 11:00:00	0.99828	\$ 19.42
6071	Buy	07.11.2022 22:00:00	1.00264	0.34	08.11.2022 18:00:00	1.0066	\$ 130.13
6072	Buy	08.11.2022 08:00:00	0.99955	0.68	08.11.2022 18:00:00	1.00668	\$ 480.08
6073	Sell	09.11.2022 04:00:00	1.00629	0.34	09.11.2022 12:00:00	1.00473	\$ 50.66
6074	Sell	10.11.2022 06:00:00	1.00258	0.34	10.11.2022 10:00:00	0.99978	\$ 92.82
6075	Buy	11.11.2022 05:00:00	1.01959	0.34	11.11.2022 08:00:00	1.02197	\$ 78.54

6078	Sell	14.11.2022 06:00:00	1.03275	0.34	14.11.2022 07:00:00	1.03129	\$ 47.26
6076	Buy	11.11.2022 23:00:00	1.03569	0.34	14.11.2022 11:00:00	1.03451	\$ -44.62
6077	Buy	14.11.2022 01:00:00	1.03223	0.68	14.11.2022 11:00:00	1.03443	\$ 144.84
6079	Buy	15.11.2022 03:00:00	1.03182	0.34	15.11.2022 08:00:00	1.03324	\$ 45.9
6080	Sell	15.11.2022 04:00:00	1.03196	0.34	15.11.2022 17:00:00	1.04003	\$ -276.76
6082	Sell	15.11.2022 16:00:00	1.0438	1.02	15.11.2022 17:00:00	1.04018	\$ 362.1
6081	Sell	15.11.2022 10:00:00	1.04072	0.68	15.11.2022 17:00:00	1.03999	\$ 44.88
6083	Sell	16.11.2022 03:00:00	1.03436	0.35	16.11.2022 06:00:00	1.03541	\$ -39.2
6084	Sell	16.11.2022 05:00:00	1.03767	0.7	16.11.2022 06:00:00	1.03541	\$ 153.3
6085	Buy	16.11.2022 16:00:00	1.03917	0.35	16.11.2022 18:00:00	1.04025	\$ 35.35
6086	Buy	18.11.2022 03:00:00	1.03716	0.35	18.11.2022 06:00:00	1.03816	\$ 32.55
6087	Sell	18.11.2022 04:00:00	1.03683	0.35	18.11.2022 11:00:00	1.03561	\$ 40.25
6088	Sell	18.11.2022 22:00:00	1.03282	0.35	21.11.2022 03:00:00	1.03172	\$ 36.95
6089	Sell	21.11.2022 04:00:00	1.03121	0.35	21.11.2022 05:00:00	1.02884	\$ 80.5
6091	Buy	21.11.2022 22:00:00	1.02406	0.35	22.11.2022 03:00:00	1.0254	\$ 42.26
6090	Sell	21.11.2022 21:00:00	1.02356	0.35	22.11.2022 09:00:00	1.02474	\$ -42.85
6092	Sell	22.11.2022 05:00:00	1.02645	0.7	22.11.2022 09:00:00	1.02478	\$ 112
6093	Sell	23.11.2022 00:00:00	1.03018	0.35	23.11.2022 13:00:00	1.03126	\$ -40.25
6094	Sell	23.11.2022 08:00:00	1.03267	0.7	23.11.2022 13:00:00	1.03121	\$ 97.3
6095	Sell	24.11.2022 23:00:00	1.04122	0.35	25.11.2022 03:00:00	1.04068	\$ 17.35
6096	Buy	25.11.2022 05:00:00	1.04107	0.35	25.11.2022 06:00:00	1.04149	\$ 12.25
6097	Sell	28.11.2022 01:00:00	1.03767	0.35	28.11.2022 02:00:00	1.03681	\$ 27.65
6099	Buy	29.11.2022 02:00:00	1.03432	0.35	29.11.2022 04:00:00	1.03596	\$ 54.95
6098	Sell	29.11.2022 00:00:00	1.03382	0.35	29.11.2022 09:00:00	1.03599	\$ -78.4
6100	Sell	29.11.2022 06:00:00	1.03791	0.7	29.11.2022 09:00:00	1.0359	\$ 135.8
6101	Sell	29.11.2022 21:00:00	1.03375	0.35	29.11.2022 22:00:00	1.0327	\$ 34.3
6102	Sell	30.11.2022 00:00:00	1.03278	0.35	30.11.2022 18:00:00	1.02997	\$ 95.9
6104	Sell	30.11.2022 17:00:00	1.03845	1.05	30.11.2022 18:00:00	1.02987	\$ 893.55
6103	Sell	30.11.2022 07:00:00	1.03566	0.7	30.11.2022 18:00:00	1.02983	\$ 403.2
6106	Buy	02.12.2022 08:00:00	1.05237	0.35	02.12.2022 10:00:00	1.05294	\$ 17.5
6105	Sell	02.12.2022 04:00:00	1.05126	0.35	02.12.2022 16:00:00	1.04613	\$ 177.1
6107	Sell	02.12.2022 15:00:00	1.05393	0.7	02.12.2022 16:00:00	1.04619	\$ 536.9
6108	Sell	06.12.2022 00:00:00	1.04882	0.35	06.12.2022 17:00:00	1.05005	\$ -45.5
6109	Sell	06.12.2022 14:00:00	1.05164	0.7	06.12.2022 17:00:00	1.05013	\$ 100.8
6110	Sell	06.12.2022 23:00:00	1.04697	0.35	07.12.2022 03:00:00	1.04615	\$ 27.15
6111	Buy	07.12.2022 05:00:00	1.0466	0.35	07.12.2022 11:00:00	1.04777	\$ 38.5
6112	Sell	08.12.2022 05:00:00	1.04955	0.35	08.12.2022 12:00:00	1.04941	\$ 2.45
6113	Sell	08.12.2022 10:00:00	1.05251	0.7	08.12.2022 12:00:00	1.04955	\$ 202.3
6114	Buy	09.12.2022 09:00:00	1.05765	0.35	12.12.2022 11:00:00	1.05452	\$ -114.19
6117	Buy	12.12.2022 03:00:00	1.0512	1.05	12.12.2022 11:00:00	1.05448	\$ 337.05
6115	Buy	09.12.2022 16:00:00	1.05387	0.7	12.12.2022 11:00:00	1.05459	\$ 41.12
6116	Sell	12.12.2022 03:00:00	1.05127	0.35	12.12.2022 18:00:00	1.05239	\$ -41.65
6119	Sell	12.12.2022 16:00:00	1.05716	1.05	12.12.2022 18:00:00	1.05236	\$ 496.65
6118	Sell	12.12.2022 11:00:00	1.05447	0.7	12.12.2022 18:00:00	1.05238	\$ 141.4
6120	Buy	13.12.2022 05:00:00	1.0547	0.35	13.12.2022 16:00:00	1.06469	\$ 347.2
6121	Sell	14.12.2022 02:00:00	1.06235	0.35	14.12.2022 17:00:00	1.06421	\$ -67.55
6122	Sell	14.12.2022 12:00:00	1.06622	0.7	14.12.2022 17:00:00	1.06427	\$ 131.6
6123	Sell	15.12.2022 08:00:00	1.06578	0.35	15.12.2022 10:00:00	1.06418	\$ 53.55
6124	Sell	20.12.2022 00:00:00	1.06072	0.35	20.12.2022 03:00:00	1.05998	\$ 23.45
6125	Sell	21.12.2022 06:00:00	1.06154	0.35	21.12.2022 07:00:00	1.06094	\$ 18.55
6127	Buy	22.12.2022 03:00:00	1.06188	0.35	22.12.2022 04:00:00	1.06291	\$ 33.6
6126	Sell	22.12.2022 01:00:00	1.06048	0.35	22.12.2022 14:00:00	1.06164	\$ -43.05
6128	Sell	22.12.2022 06:00:00	1.0643	0.7	22.12.2022 14:00:00	1.06149	\$ 191.8
6129	Sell	22.12.2022 23:00:00	1.0597	0.35	23.12.2022 03:00:00	1.05901	\$ 22.6
6130	Buy	23.12.2022 07:00:00	1.06055	0.35	23.12.2022 10:00:00	1.06292	\$ 80.5
6132	Buy	26.12.2022 10:00:00	1.06292	0.35	27.12.2022 00:00:00	1.06352	\$ 16.36
6131	Sell	26.12.2022 03:00:00	1.06097	0.35	27.12.2022 15:00:00	1.06355	\$ -91.85
6134	Sell	27.12.2022 09:00:00	1.06632	1.05	27.12.2022 15:00:00	1.06346	\$ 292.95
6133	Sell	27.12.2022 00:00:00	1.06362	0.7	27.12.2022 15:00:00	1.06354	\$ 0.7
6135	Buy	28.12.2022 05:00:00	1.06372	0.36	28.12.2022 08:00:00	1.06458	\$ 28.44

6136	Buy	28.12.2022 09:00:00	1.06467	0.36	28.12.2022 17:00:00	1.06585	\$ 39.96
6137	Buy	29.12.2022 07:00:00	1.0625	0.36	29.12.2022 12:00:00	1.06571	\$ 113.04
6138	Sell	29.12.2022 23:00:00	1.06669	0.36	30.12.2022 02:00:00	1.06614	\$ 18.2
6140	Sell	30.12.2022 05:00:00	1.06587	0.36	30.12.2022 08:00:00	1.06426	\$ 55.44
6139	Buy	30.12.2022 04:00:00	1.06614	0.36	30.12.2022 11:00:00	1.06699	\$ 28.08
6142	Sell	02.01.2023 06:00:00	1.06903	0.36	02.01.2023 10:00:00	1.06814	\$ 29.52
6144	Sell	02.01.2023 20:00:00	1.06591	0.36	02.01.2023 21:00:00	1.06526	\$ 20.88
6141	Buy	02.01.2023 00:45:00	1.07007	0.36	04.01.2023 13:00:00	1.06198	\$ -298.26
6145	Buy	03.01.2023 10:00:00	1.06235	1.08	04.01.2023 13:00:00	1.0621	\$ -41.31
6146	Buy	03.01.2023 11:00:00	1.05522	1.44	04.01.2023 13:00:00	1.06216	\$ 980.28
6143	Buy	02.01.2023 17:00:00	1.0674	0.72	04.01.2023 13:00:00	1.06201	\$ -402.12
6147	Sell	04.01.2023 01:00:00	1.05484	0.36	05.01.2023 16:00:00	1.0552	\$ -12.72
6149	Sell	04.01.2023 13:00:00	1.0621	1.08	05.01.2023 16:00:00	1.05517	\$ 749.17
6148	Sell	04.01.2023 10:00:00	1.05937	0.72	05.01.2023 16:00:00	1.05526	\$ 296.41
6150	Buy	06.01.2023 03:00:00	1.05296	0.36	06.01.2023 16:00:00	1.05422	\$ 42.84
6151	Buy	06.01.2023 14:00:00	1.04938	0.72	06.01.2023 16:00:00	1.05424	\$ 344.88
6152	Sell	11.01.2023 01:00:00	1.07341	0.36	11.01.2023 05:00:00	1.07267	\$ 24.12
6153	Sell	12.01.2023 03:00:00	1.07614	0.36	12.01.2023 11:00:00	1.07489	\$ 42.48
6154	Buy	13.01.2023 03:00:00	1.08518	0.36	13.01.2023 21:00:00	1.08314	\$ -75.96
6155	Buy	13.01.2023 14:00:00	1.08115	0.72	13.01.2023 21:00:00	1.08316	\$ 139.68
6156	Buy	16.01.2023 02:00:00	1.08241	0.36	16.01.2023 03:00:00	1.08416	\$ 60.48
6157	Sell	16.01.2023 17:00:00	1.08214	0.36	16.01.2023 20:00:00	1.08138	\$ 24.84
6158	Sell	16.01.2023 21:00:00	1.08118	0.36	17.01.2023 18:00:00	1.08026	\$ 31.52
6159	Sell	17.01.2023 15:00:00	1.08513	0.72	17.01.2023 18:00:00	1.08019	\$ 350.64
6160	Sell	18.01.2023 01:00:00	1.07906	0.36	18.01.2023 03:00:00	1.07855	\$ 15.84
6161	Sell	20.01.2023 01:00:00	1.08288	0.36	20.01.2023 15:00:00	1.08181	\$ 36
6162	Buy	20.01.2023 05:00:00	1.08376	0.36	20.01.2023 18:00:00	1.08318	\$ -23.4
6163	Buy	20.01.2023 16:00:00	1.08075	0.72	20.01.2023 18:00:00	1.08305	\$ 160.56
6164	Buy	23.01.2023 02:00:00	1.08642	0.36	23.01.2023 03:00:00	1.08842	\$ 69.48
6165	Buy	23.01.2023 04:00:00	1.08947	0.36	23.01.2023 09:00:00	1.08999	\$ 16.2
6166	Sell	23.01.2023 21:00:00	1.08654	0.36	23.01.2023 22:00:00	1.08589	\$ 20.88
6167	Sell	24.01.2023 00:00:00	1.0872	0.36	24.01.2023 12:00:00	1.08603	\$ 39.6
6168	Buy	25.01.2023 03:00:00	1.08871	0.36	25.01.2023 04:00:00	1.0892	\$ 15.12
6169	Sell	25.01.2023 05:00:00	1.08961	0.36	25.01.2023 10:00:00	1.08824	\$ 46.8
6170	Sell	26.01.2023 02:00:00	1.09201	0.36	26.01.2023 06:00:00	1.09126	\$ 24.48
6171	Buy	26.01.2023 05:00:00	1.09155	0.36	26.01.2023 21:00:00	1.08858	\$ -109.44
6173	Buy	26.01.2023 18:00:00	1.08562	1.08	26.01.2023 21:00:00	1.08852	\$ 305.64
6172	Buy	26.01.2023 17:00:00	1.08884	0.72	26.01.2023 21:00:00	1.08857	\$ -24.48
6174	Sell	30.01.2023 05:00:00	1.08692	0.36	30.01.2023 09:00:00	1.08617	\$ 24.48
6175	Sell	30.01.2023 23:00:00	1.08453	0.36	31.01.2023 08:00:00	1.08348	\$ 36.2
6176	Sell	31.01.2023 23:00:00	1.08719	0.36	01.02.2023 00:00:00	1.08655	\$ 21.44
6177	Sell	02.02.2023 09:00:00	1.10039	0.36	02.02.2023 10:00:00	1.09933	\$ 35.64
6178	Sell	02.02.2023 11:00:00	1.10049	0.36	02.02.2023 12:00:00	1.09982	\$ 21.6
6179	Sell	03.02.2023 03:00:00	1.08961	0.36	03.02.2023 05:00:00	1.08894	\$ 21.6
6180	Sell	06.02.2023 02:00:00	1.07887	0.36	06.02.2023 10:00:00	1.07804	\$ 27.36
6181	Buy	07.02.2023 00:00:00	1.0725	0.36	07.02.2023 03:00:00	1.07362	\$ 37.8
6183	Buy	07.02.2023 07:00:00	1.07331	0.36	07.02.2023 08:00:00	1.07398	\$ 21.6
6182	Sell	07.02.2023 01:00:00	1.07258	0.36	07.02.2023 11:00:00	1.07185	\$ 23.76
6184	Buy	08.02.2023 07:00:00	1.07344	0.36	08.02.2023 10:00:00	1.07587	\$ 84.96
6185	Sell	08.02.2023 22:00:00	1.07229	0.36	08.02.2023 23:00:00	1.07145	\$ 27.72
6186	Sell	09.02.2023 01:00:00	1.07112	0.36	09.02.2023 21:00:00	1.07416	\$ -111.96
6188	Sell	09.02.2023 13:00:00	1.07763	1.08	09.02.2023 21:00:00	1.07408	\$ 375.84
6187	Sell	09.02.2023 09:00:00	1.07401	0.72	09.02.2023 21:00:00	1.07413	\$ -13.68
6189	Sell	10.02.2023 00:00:00	1.0736	0.36	10.02.2023 05:00:00	1.07248	\$ 37.8
6190	Sell	10.02.2023 22:00:00	1.06734	0.36	13.02.2023 04:00:00	1.06666	\$ 22.88
6191	Buy	13.02.2023 00:00:00	1.06845	0.36	13.02.2023 15:00:00	1.06898	\$ 16.56
6192	Sell	14.02.2023 05:00:00	1.07324	0.36	14.02.2023 18:00:00	1.07169	\$ 53.28
6193	Sell	14.02.2023 12:00:00	1.07603	0.72	14.02.2023 18:00:00	1.07159	\$ 314.64
6194	Sell	15.02.2023 04:00:00	1.07392	0.36	15.02.2023 05:00:00	1.07249	\$ 48.96
6195	Buy	16.02.2023 03:00:00	1.06887	0.36	16.02.2023 04:00:00	1.07042	\$ 53.28

6196	Sell	17.02.2023 06:00:00	1.06524	0.36	17.02.2023 07:00:00	1.06379	\$ 49.68
6197	Buy	20.02.2023 00:00:00	1.06925	0.36	20.02.2023 10:00:00	1.07021	\$ 32.04
6198	Buy	20.02.2023 21:00:00	1.06844	0.36	21.02.2023 18:00:00	1.06859	\$ 0.63
6199	Buy	21.02.2023 13:00:00	1.06482	0.72	21.02.2023 18:00:00	1.06841	\$ 253.44
6200	Buy	22.02.2023 00:00:00	1.06505	0.36	22.02.2023 03:00:00	1.06586	\$ 26.64
6201	Buy	22.02.2023 05:00:00	1.06569	0.36	22.02.2023 15:00:00	1.06479	\$ -34.92
6202	Buy	22.02.2023 13:00:00	1.06255	0.72	22.02.2023 15:00:00	1.06467	\$ 147.6
6203	Buy	23.02.2023 06:00:00	1.0623	0.36	23.02.2023 15:00:00	1.06134	\$ -37.08
6204	Buy	23.02.2023 12:00:00	1.05903	0.72	23.02.2023 15:00:00	1.06145	\$ 169.2
6205	Sell	24.02.2023 01:00:00	1.05959	0.37	24.02.2023 10:00:00	1.05888	\$ 23.68
6206	Buy	27.02.2023 04:00:00	1.05594	0.37	27.02.2023 13:00:00	1.05668	\$ 24.79
6207	Buy	28.02.2023 04:00:00	1.05868	0.37	28.02.2023 05:00:00	1.05953	\$ 28.86
6208	Sell	01.03.2023 22:00:00	1.06563	0.37	02.03.2023 06:00:00	1.06465	\$ 36.51
6209	Buy	03.03.2023 04:00:00	1.06086	0.37	03.03.2023 09:00:00	1.06202	\$ 40.33
6210	Buy	03.03.2023 23:00:00	1.06348	0.37	06.03.2023 05:00:00	1.06454	\$ 34.32
6211	Sell	06.03.2023 04:00:00	1.06353	0.37	06.03.2023 12:00:00	1.06285	\$ 22.57
6212	Sell	07.03.2023 02:00:00	1.06861	0.37	07.03.2023 03:00:00	1.06786	\$ 25.16
6213	Buy	08.03.2023 04:00:00	1.05442	0.37	08.03.2023 17:00:00	1.0556	\$ 41.07
6214	Sell	10.03.2023 01:00:00	1.05808	0.37	13.03.2023 13:00:00	1.06708	\$ -334.64
6216	Sell	10.03.2023 17:00:00	1.06667	1.11	13.03.2023 13:00:00	1.06707	\$ -49.33
6218	Sell	13.03.2023 06:00:00	1.07298	1.85	13.03.2023 13:00:00	1.06707	\$ 1080.4
6217	Sell	13.03.2023 01:00:00	1.06939	1.48	13.03.2023 13:00:00	1.06709	\$ 330.04
6215	Sell	10.03.2023 16:00:00	1.06216	0.74	13.03.2023 13:00:00	1.06698	\$ -359.97
6220	Sell	14.03.2023 04:00:00	1.07183	0.37	14.03.2023 05:00:00	1.07093	\$ 30.71
6219	Buy	14.03.2023 00:00:00	1.07329	0.37	14.03.2023 14:00:00	1.0719	\$ -54.02
6221	Buy	14.03.2023 06:00:00	1.07015	0.74	14.03.2023 14:00:00	1.07193	\$ 126.54
6223	Buy	16.03.2023 04:00:00	1.05897	0.37	16.03.2023 07:00:00	1.05978	\$ 27.38
6222	Sell	16.03.2023 02:00:00	1.0579	0.37	16.03.2023 16:00:00	1.05888	\$ -38.85
6224	Sell	16.03.2023 09:00:00	1.06073	0.74	16.03.2023 16:00:00	1.0589	\$ 130.24
6230	Buy	21.03.2023 05:00:00	1.07177	0.37	21.03.2023 12:00:00	1.07298	\$ 42.18
6232	Buy	22.03.2023 01:00:00	1.07697	0.37	22.03.2023 12:00:00	1.07795	\$ 33.67
6225	Sell	17.03.2023 03:00:00	1.06132	0.37	24.03.2023 12:00:00	1.07793	\$ -610.53
6227	Sell	17.03.2023 20:00:00	1.06674	1.11	24.03.2023 12:00:00	1.078	\$ -1237.74
6229	Sell	20.03.2023 17:00:00	1.0723	1.85	24.03.2023 12:00:00	1.07795	\$ -1029.78
6233	Sell	22.03.2023 14:00:00	1.07912	2.59	24.03.2023 12:00:00	1.07794	\$ 314.01
6235	Sell	23.03.2023 09:00:00	1.09046	3.33	24.03.2023 12:00:00	1.07791	\$ 4164.36
6234	Sell	22.03.2023 22:00:00	1.08795	2.96	24.03.2023 12:00:00	1.07803	\$ 2945.91
6231	Sell	21.03.2023 14:00:00	1.07632	2.22	24.03.2023 12:00:00	1.078	\$ -360.08
6228	Sell	20.03.2023 14:00:00	1.06952	1.48	24.03.2023 12:00:00	1.078	\$ -1242.67
6226	Sell	17.03.2023 07:00:00	1.06401	0.74	24.03.2023 12:00:00	1.07791	\$ -1020.52
6236	Buy	24.03.2023 08:00:00	1.08349	0.37	27.03.2023 00:00:00	1.07756	\$ -224.31
6238	Buy	24.03.2023 13:00:00	1.07266	1.11	27.03.2023 00:00:00	1.0775	\$ 522.53
6237	Buy	24.03.2023 12:00:00	1.07797	0.74	27.03.2023 00:00:00	1.07761	\$ -36.45
6239	Sell	27.03.2023 22:00:00	1.07947	0.37	29.03.2023 10:00:00	1.08221	\$ -102.08
6241	Sell	28.03.2023 23:00:00	1.08467	1.11	29.03.2023 10:00:00	1.08227	\$ 261.47
6240	Sell	28.03.2023 11:00:00	1.08204	0.74	29.03.2023 10:00:00	1.0823	\$ -22.53
6242	Buy	29.03.2023 05:00:00	1.08445	0.37	29.03.2023 13:00:00	1.08604	\$ 56.24
6243	Buy	30.03.2023 00:00:00	1.08455	0.37	30.03.2023 11:00:00	1.08554	\$ 34.04
6244	Sell	30.03.2023 06:00:00	1.08302	0.37	31.03.2023 14:00:00	1.0869	\$ -145.2
6246	Sell	30.03.2023 16:00:00	1.09105	1.11	31.03.2023 14:00:00	1.08689	\$ 456.83
6245	Sell	30.03.2023 12:00:00	1.08733	0.74	31.03.2023 14:00:00	1.08695	\$ 24.83
6248	Sell	04.04.2023 05:00:00	1.08926	0.37	04.04.2023 09:00:00	1.08848	\$ 26.27
6247	Buy	04.04.2023 02:00:00	1.09052	0.37	04.04.2023 11:00:00	1.09255	\$ 72.52
6250	Sell	05.04.2023 05:00:00	1.09572	0.37	05.04.2023 10:00:00	1.09488	\$ 28.49
6252	Sell	06.04.2023 04:00:00	1.08936	0.37	06.04.2023 06:00:00	1.08876	\$ 19.61
6249	Buy	05.04.2023 01:00:00	1.09565	0.37	06.04.2023 20:00:00	1.09342	\$ -92.04
6251	Buy	05.04.2023 18:00:00	1.09105	0.74	06.04.2023 20:00:00	1.09331	\$ 148.19
6253	Sell	07.04.2023 09:00:00	1.09162	0.37	07.04.2023 16:00:00	1.09036	\$ 44.03
6254	Sell	10.04.2023 07:00:00	1.08993	0.37	10.04.2023 15:00:00	1.08891	\$ 35.15
6255	Buy	11.04.2023 04:00:00	1.08776	0.37	11.04.2023 09:00:00	1.08941	\$ 58.46

6261	Buy	14.04.2023 04:00:00	1.10538	0.37	14.04.2023 05:00:00	1.10644	\$ 36.63
6256	Sell	12.04.2023 00:00:00	1.09117	0.37	14.04.2023 18:00:00	1.10054	\$ -345.49
6258	Sell	12.04.2023 20:00:00	1.0995	1.11	14.04.2023 18:00:00	1.10072	\$ -131.82
6260	Sell	13.04.2023 16:00:00	1.1048	1.85	14.04.2023 18:00:00	1.10065	\$ 759.54
6262	Sell	14.04.2023 09:00:00	1.10746	2.22	14.04.2023 18:00:00	1.10068	\$ 1489.62
6259	Sell	13.04.2023 13:00:00	1.10234	1.48	14.04.2023 18:00:00	1.10056	\$ 256.87
6257	Sell	12.04.2023 16:00:00	1.09649	0.74	14.04.2023 18:00:00	1.10066	\$ -306.18
6263	Buy	17.04.2023 23:00:00	1.09309	0.38	18.04.2023 08:00:00	1.09364	\$ 15.86
6264	Sell	18.04.2023 02:00:00	1.09235	0.38	18.04.2023 16:00:00	1.09557	\$ -125.02
6266	Sell	18.04.2023 12:00:00	1.09817	1.14	18.04.2023 16:00:00	1.09556	\$ 289.56
6265	Sell	18.04.2023 10:00:00	1.09495	0.76	18.04.2023 16:00:00	1.09567	\$ -60.04
6267	Sell	19.04.2023 01:00:00	1.09719	0.38	19.04.2023 09:00:00	1.09623	\$ 33.82
6269	Sell	21.04.2023 03:00:00	1.09681	0.38	21.04.2023 08:00:00	1.09608	\$ 25.08
6270	Sell	21.04.2023 09:00:00	1.09599	0.38	21.04.2023 10:00:00	1.09409	\$ 69.54
6268	Buy	21.04.2023 01:00:00	1.09718	0.38	21.04.2023 12:00:00	1.09597	\$ -48.64
6271	Buy	21.04.2023 10:00:00	1.09422	0.76	21.04.2023 12:00:00	1.09593	\$ 124.64
6272	Buy	24.04.2023 01:00:00	1.09891	0.38	24.04.2023 04:00:00	1.09942	\$ 16.72
6273	Sell	24.04.2023 08:00:00	1.09811	0.38	24.04.2023 10:00:00	1.09742	\$ 23.56
6274	Sell	25.04.2023 23:00:00	1.097	0.38	26.04.2023 21:00:00	1.10375	\$ -258.19
6276	Sell	26.04.2023 12:00:00	1.10428	1.14	26.04.2023 21:00:00	1.10379	\$ 47.88
6277	Sell	26.04.2023 17:00:00	1.10857	1.52	26.04.2023 21:00:00	1.10384	\$ 708.32
6275	Sell	26.04.2023 10:00:00	1.10056	0.76	26.04.2023 21:00:00	1.10388	\$ -257.64
6278	Sell	27.04.2023 04:00:00	1.10463	0.38	27.04.2023 13:00:00	1.10378	\$ 29.64
6279	Buy	01.05.2023 01:00:00	1.10222	0.38	01.05.2023 14:00:00	1.10095	\$ -50.92
6280	Buy	01.05.2023 12:00:00	1.09926	0.76	01.05.2023 14:00:00	1.10093	\$ 121.6
6281	Buy	02.05.2023 23:00:00	1.10065	0.38	03.05.2023 04:00:00	1.1017	\$ 34.86
6282	Sell	03.05.2023 00:00:00	1.09984	0.38	04.05.2023 12:00:00	1.10415	\$ -163.52
6284	Sell	03.05.2023 18:00:00	1.10536	1.14	04.05.2023 12:00:00	1.10405	\$ 150.12
6285	Sell	04.05.2023 05:00:00	1.1081	1.52	04.05.2023 12:00:00	1.10409	\$ 598.88
6283	Sell	03.05.2023 06:00:00	1.10247	0.76	04.05.2023 12:00:00	1.10411	\$ -124.12
6286	Buy	05.05.2023 04:00:00	1.10247	0.38	05.05.2023 05:00:00	1.10364	\$ 41.8
6288	Buy	08.05.2023 06:00:00	1.10317	0.38	08.05.2023 07:00:00	1.10381	\$ 21.66
6287	Sell	08.05.2023 04:00:00	1.10249	0.38	08.05.2023 18:00:00	1.10163	\$ 30.02
6289	Sell	09.05.2023 00:00:00	1.10011	0.38	09.05.2023 04:00:00	1.09891	\$ 42.94
6290	Buy	10.05.2023 00:00:00	1.09627	0.38	10.05.2023 04:00:00	1.09686	\$ 19.76
6291	Sell	10.05.2023 01:00:00	1.09553	0.38	10.05.2023 15:00:00	1.09482	\$ 24.32
6292	Buy	12.05.2023 02:00:00	1.09166	0.38	12.05.2023 05:00:00	1.09234	\$ 23.18
6293	Sell	15.05.2023 01:00:00	1.08533	0.38	15.05.2023 18:00:00	1.08658	\$ -50.16
6294	Sell	15.05.2023 16:00:00	1.08782	0.76	15.05.2023 18:00:00	1.08655	\$ 91.2
6295	Sell	16.05.2023 04:00:00	1.08817	0.38	16.05.2023 09:00:00	1.0872	\$ 34.2
6297	Sell	17.05.2023 01:00:00	1.0861	0.38	17.05.2023 09:00:00	1.08529	\$ 28.12
6299	Sell	18.05.2023 00:00:00	1.08384	0.38	18.05.2023 08:00:00	1.08341	\$ 13.68
6302	Sell	19.05.2023 01:00:00	1.0769	0.38	19.05.2023 05:00:00	1.07636	\$ 17.86
6296	Buy	16.05.2023 22:00:00	1.08672	0.38	19.05.2023 13:00:00	1.08033	\$ -257.36
6300	Buy	18.05.2023 16:00:00	1.0791	1.14	19.05.2023 13:00:00	1.08028	\$ 119.42
6301	Buy	18.05.2023 20:00:00	1.0764	1.52	19.05.2023 13:00:00	1.08031	\$ 574.18
6298	Buy	17.05.2023 11:00:00	1.08329	0.76	19.05.2023 13:00:00	1.08029	\$ -252.32
6303	Buy	22.05.2023 02:00:00	1.0818	0.38	22.05.2023 04:00:00	1.08237	\$ 19
6304	Sell	22.05.2023 08:00:00	1.08178	0.38	22.05.2023 09:00:00	1.08117	\$ 20.52
6305	Sell	22.05.2023 10:00:00	1.08107	0.38	22.05.2023 18:00:00	1.07981	\$ 45.22
6306	Sell	22.05.2023 23:00:00	1.08118	0.38	23.05.2023 05:00:00	1.08055	\$ 22.25
6309	Sell	24.05.2023 03:00:00	1.07682	0.38	24.05.2023 14:00:00	1.07518	\$ 59.66
6307	Buy	23.05.2023 06:00:00	1.08108	0.38	24.05.2023 15:00:00	1.07801	\$ -121.69
6310	Buy	24.05.2023 14:00:00	1.07508	1.14	24.05.2023 15:00:00	1.07807	\$ 332.88
6308	Buy	23.05.2023 13:00:00	1.07815	0.76	24.05.2023 15:00:00	1.0781	\$ -13.87
6311	Sell	25.05.2023 02:00:00	1.07551	0.38	25.05.2023 05:00:00	1.07435	\$ 41.42
6312	Sell	25.05.2023 07:00:00	1.07383	0.38	25.05.2023 10:00:00	1.07334	\$ 15.96
6313	Buy	26.05.2023 01:00:00	1.073	0.38	26.05.2023 07:00:00	1.07373	\$ 25.08
6315	Buy	29.05.2023 07:00:00	1.07309	0.38	29.05.2023 09:00:00	1.07367	\$ 19.38
6314	Sell	29.05.2023 02:00:00	1.07199	0.38	29.05.2023 15:00:00	1.07109	\$ 31.54

6316	Sell	30.05.2023 01:00:00	1.07083	0.38	30.05.2023 09:00:00	1.06868	\$ 79.04
6317	Buy	31.05.2023 01:00:00	1.07333	0.38	31.05.2023 23:00:00	1.06865	\$ -180.5
6319	Buy	31.05.2023 11:00:00	1.06752	1.14	31.05.2023 23:00:00	1.06868	\$ 124.26
6320	Buy	31.05.2023 20:00:00	1.06387	1.52	31.05.2023 23:00:00	1.06862	\$ 711.36
6318	Buy	31.05.2023 06:00:00	1.0705	0.76	31.05.2023 23:00:00	1.0687	\$ -142.12
6321	Buy	01.06.2023 04:00:00	1.06876	0.38	01.06.2023 13:00:00	1.07085	\$ 76.76
6322	Buy	02.06.2023 03:00:00	1.07598	0.38	02.06.2023 06:00:00	1.07647	\$ 15.96
6323	Sell	05.06.2023 02:00:00	1.07014	0.38	05.06.2023 04:00:00	1.06949	\$ 22.04
6324	Buy	06.06.2023 04:00:00	1.07161	0.38	06.06.2023 08:00:00	1.07225	\$ 21.66
6325	Buy	06.06.2023 23:00:00	1.06928	0.38	07.06.2023 03:00:00	1.06982	\$ 15.48
6326	Sell	07.06.2023 04:00:00	1.06994	0.38	07.06.2023 06:00:00	1.0693	\$ 21.66
6328	Buy	08.06.2023 05:00:00	1.07097	0.38	08.06.2023 12:00:00	1.07256	\$ 57.76
6327	Sell	08.06.2023 00:00:00	1.06983	0.38	12.06.2023 05:00:00	1.07365	\$ -145.87
6330	Sell	08.06.2023 17:00:00	1.07654	1.14	12.06.2023 05:00:00	1.07379	\$ 311.36
6329	Sell	08.06.2023 12:00:00	1.07275	0.76	12.06.2023 05:00:00	1.07369	\$ -72.87
6331	Buy	12.06.2023 04:00:00	1.07456	0.38	12.06.2023 11:00:00	1.07699	\$ 89.68
6332	Sell	14.06.2023 02:00:00	1.07916	0.38	14.06.2023 09:00:00	1.07762	\$ 55.86
6333	Sell	15.06.2023 06:00:00	1.08127	0.38	15.06.2023 15:00:00	1.0818	\$ -22.8
6334	Sell	15.06.2023 13:00:00	1.08482	0.76	15.06.2023 15:00:00	1.08188	\$ 218.12
6335	Buy	16.06.2023 02:00:00	1.09486	0.38	16.06.2023 15:00:00	1.09612	\$ 45.22
6336	Sell	19.06.2023 04:00:00	1.09376	0.38	19.06.2023 10:00:00	1.09307	\$ 23.56
6338	Sell	20.06.2023 04:00:00	1.09207	0.38	20.06.2023 05:00:00	1.09137	\$ 23.94
6337	Buy	20.06.2023 01:00:00	1.09224	0.38	20.06.2023 11:00:00	1.0943	\$ 75.62
6339	Buy	20.06.2023 23:00:00	1.0913	0.38	21.06.2023 02:00:00	1.09205	\$ 23.46
6340	Sell	21.06.2023 04:00:00	1.09155	0.38	21.06.2023 10:00:00	1.09108	\$ 15.2
6341	Buy	22.06.2023 07:00:00	1.09931	0.38	22.06.2023 13:00:00	1.10027	\$ 33.82
6342	Sell	23.06.2023 01:00:00	1.09574	0.38	23.06.2023 05:00:00	1.09467	\$ 38
6343	Buy	23.06.2023 03:00:00	1.09566	0.38	26.06.2023 15:00:00	1.09179	\$ -152.09
6345	Buy	23.06.2023 11:00:00	1.08695	1.14	26.06.2023 15:00:00	1.09177	\$ 534.38
6344	Buy	23.06.2023 10:00:00	1.09226	0.76	26.06.2023 15:00:00	1.0917	\$ -52.63
6346	Sell	26.06.2023 22:00:00	1.09139	0.39	26.06.2023 23:00:00	1.09065	\$ 26.13
6347	Sell	27.06.2023 02:00:00	1.09108	0.39	27.06.2023 04:00:00	1.09054	\$ 18.33
6348	Sell	28.06.2023 00:00:00	1.09611	0.39	28.06.2023 04:00:00	1.09543	\$ 23.79
6349	Sell	29.06.2023 01:00:00	1.0913	0.39	29.06.2023 04:00:00	1.0907	\$ 20.67
6351	Sell	29.06.2023 05:00:00	1.09054	0.39	29.06.2023 06:00:00	1.08938	\$ 42.51
6350	Buy	29.06.2023 03:00:00	1.09154	0.39	29.06.2023 11:00:00	1.09173	\$ 4.68
6352	Buy	29.06.2023 08:00:00	1.08848	0.78	29.06.2023 11:00:00	1.09156	\$ 234.78
6353	Sell	03.07.2023 00:00:00	1.09089	0.39	03.07.2023 04:00:00	1.09023	\$ 23.01
6354	Buy	03.07.2023 01:00:00	1.09097	0.39	03.07.2023 08:00:00	1.09166	\$ 24.18
6356	Sell	04.07.2023 01:00:00	1.091	0.39	04.07.2023 07:00:00	1.0905	\$ 16.77
6355	Buy	03.07.2023 23:00:00	1.09091	0.39	04.07.2023 10:00:00	1.09142	\$ 14.72
6357	Buy	05.07.2023 03:00:00	1.0882	0.39	05.07.2023 12:00:00	1.08873	\$ 17.94
6358	Sell	05.07.2023 05:00:00	1.08777	0.39	05.07.2023 19:00:00	1.08682	\$ 34.32
6359	Buy	06.07.2023 02:00:00	1.08531	0.39	06.07.2023 10:00:00	1.0868	\$ 55.38
6361	Sell	07.07.2023 07:00:00	1.08878	0.39	07.07.2023 11:00:00	1.08772	\$ 38.61
6360	Buy	07.07.2023 01:00:00	1.08893	0.39	07.07.2023 16:00:00	1.09111	\$ 82.29
6362	Buy	10.07.2023 02:00:00	1.09661	0.39	10.07.2023 18:00:00	1.0974	\$ 28.08
6363	Buy	10.07.2023 23:00:00	1.0999	0.39	11.07.2023 03:00:00	1.10062	\$ 22.91
6364	Sell	12.07.2023 01:00:00	1.10058	0.39	12.07.2023 15:00:00	1.10146	\$ -37.05
6365	Sell	12.07.2023 06:00:00	1.10305	0.78	12.07.2023 15:00:00	1.10153	\$ 113.1
6367	Buy	14.07.2023 03:00:00	1.12237	0.39	14.07.2023 05:00:00	1.12332	\$ 34.32
6366	Sell	14.07.2023 02:00:00	1.1224	0.39	14.07.2023 10:00:00	1.121	\$ 51.87
6368	Buy	17.07.2023 04:00:00	1.12244	0.39	17.07.2023 09:00:00	1.12331	\$ 31.2
6369	Sell	18.07.2023 02:00:00	1.12392	0.39	18.07.2023 17:00:00	1.1226	\$ 48.75
6370	Sell	19.07.2023 04:00:00	1.12296	0.39	19.07.2023 06:00:00	1.12217	\$ 28.08
6371	Sell	21.07.2023 03:00:00	1.11346	0.39	21.07.2023 11:00:00	1.11274	\$ 25.35
6373	Buy	24.07.2023 02:00:00	1.11289	0.39	24.07.2023 10:00:00	1.11364	\$ 26.52
6372	Sell	24.07.2023 00:05:00	1.11248	0.39	24.07.2023 11:00:00	1.1082	\$ 164.19
6375	Buy	25.07.2023 03:00:00	1.10626	0.39	25.07.2023 05:00:00	1.10747	\$ 44.46
6374	Sell	24.07.2023 23:00:00	1.1061	0.39	25.07.2023 13:00:00	1.10435	\$ 66.52

6377	Sell	26.07.2023 02:00:00	1.10511	0.39	26.07.2023 04:00:00	1.1045	\$ 21.06
6376	Buy	26.07.2023 01:00:00	1.10584	0.39	26.07.2023 11:00:00	1.10696	\$ 40.95
6378	Sell	28.07.2023 02:00:00	1.09838	0.39	28.07.2023 03:00:00	1.09791	\$ 15.6
6379	Sell	28.07.2023 06:00:00	1.09819	0.39	28.07.2023 07:00:00	1.09775	\$ 14.43
6380	Sell	28.07.2023 23:00:00	1.10231	0.39	31.07.2023 05:00:00	1.10152	\$ 29.08
6381	Buy	31.07.2023 02:00:00	1.10282	0.39	31.07.2023 12:00:00	1.10339	\$ 19.5
6382	Sell	31.07.2023 10:00:00	1.10114	0.39	31.07.2023 19:00:00	1.1018	\$ -28.47
6383	Sell	31.07.2023 17:00:00	1.10377	0.78	31.07.2023 19:00:00	1.10177	\$ 150.54
6385	Sell	01.08.2023 05:00:00	1.09866	0.39	01.08.2023 11:00:00	1.09799	\$ 23.4
6384	Buy	01.08.2023 02:00:00	1.10024	0.39	02.08.2023 01:00:00	1.10183	\$ 56.84
6386	Buy	01.08.2023 12:00:00	1.09749	0.78	02.08.2023 01:00:00	1.10184	\$ 328.97
6387	Sell	02.08.2023 06:00:00	1.09849	0.39	02.08.2023 14:00:00	1.09797	\$ 17.55
6389	Sell	03.08.2023 04:00:00	1.09397	0.39	03.08.2023 08:00:00	1.09231	\$ 62.01
6388	Buy	03.08.2023 02:00:00	1.09439	0.39	03.08.2023 19:00:00	1.09459	\$ 5.07
6390	Buy	03.08.2023 17:00:00	1.092	0.78	03.08.2023 19:00:00	1.09473	\$ 207.48
6391	Buy	07.08.2023 23:00:00	1.10041	0.39	09.08.2023 06:00:00	1.0969	\$ -144.49
6393	Buy	08.08.2023 15:00:00	1.09416	1.17	09.08.2023 06:00:00	1.09687	\$ 301.57
6392	Buy	08.08.2023 13:00:00	1.09719	0.78	09.08.2023 06:00:00	1.09693	\$ -30.62
6394	Sell	09.08.2023 03:00:00	1.09601	0.39	10.08.2023 21:00:00	1.098	\$ -77.34
6396	Sell	10.08.2023 13:00:00	1.10205	1.17	10.08.2023 21:00:00	1.09798	\$ 468
6395	Sell	10.08.2023 10:00:00	1.09952	0.78	10.08.2023 21:00:00	1.09806	\$ 108.42
6397	Sell	11.08.2023 02:00:00	1.09821	0.39	11.08.2023 16:00:00	1.09686	\$ 49.92
6398	Sell	14.08.2023 02:00:00	1.09416	0.39	14.08.2023 05:00:00	1.09366	\$ 16.77
6399	Sell	14.08.2023 07:00:00	1.09319	0.39	14.08.2023 16:00:00	1.09055	\$ 100.23
6400	Buy	15.08.2023 03:00:00	1.09084	0.39	15.08.2023 07:00:00	1.09152	\$ 23.79
6401	Sell	15.08.2023 04:00:00	1.09076	0.39	15.08.2023 16:00:00	1.0922	\$ -58.89
6402	Sell	15.08.2023 13:00:00	1.09391	0.78	15.08.2023 16:00:00	1.09232	\$ 118.56
6404	Buy	16.08.2023 04:00:00	1.09036	0.39	16.08.2023 08:00:00	1.0914	\$ 37.83
6403	Sell	16.08.2023 03:00:00	1.09042	0.39	16.08.2023 20:00:00	1.08863	\$ 67.08
6405	Sell	17.08.2023 03:00:00	1.08754	0.39	17.08.2023 04:00:00	1.08706	\$ 15.99
6406	Sell	17.08.2023 07:00:00	1.08648	0.39	17.08.2023 19:00:00	1.08742	\$ -39.39
6407	Sell	17.08.2023 15:00:00	1.08945	0.78	17.08.2023 19:00:00	1.08748	\$ 148.2
6408	Buy	18.08.2023 03:00:00	1.08747	0.39	18.08.2023 04:00:00	1.089	\$ 56.94
6409	Buy	18.08.2023 05:00:00	1.08916	0.39	18.08.2023 21:00:00	1.08792	\$ -51.09
6410	Buy	18.08.2023 14:00:00	1.0864	0.78	18.08.2023 21:00:00	1.0879	\$ 111.54
6411	Sell	21.08.2023 01:00:00	1.08733	0.39	21.08.2023 17:00:00	1.08875	\$ -58.11
6412	Sell	21.08.2023 13:00:00	1.09018	0.78	21.08.2023 17:00:00	1.08873	\$ 107.64
6413	Sell	22.08.2023 00:00:00	1.08952	0.39	22.08.2023 12:00:00	1.09096	\$ -58.89
6414	Sell	22.08.2023 11:00:00	1.09256	0.78	22.08.2023 12:00:00	1.09103	\$ 113.88
6415	Sell	23.08.2023 00:00:00	1.08436	0.39	23.08.2023 11:00:00	1.08175	\$ 99.06
6416	Buy	23.08.2023 22:00:00	1.08598	0.39	24.08.2023 03:00:00	1.08653	\$ 11.41
6417	Sell	24.08.2023 00:00:00	1.08616	0.39	24.08.2023 11:00:00	1.0857	\$ 15.21
6418	Sell	25.08.2023 03:00:00	1.07995	0.39	25.08.2023 05:00:00	1.07886	\$ 39.78
6419	Buy	25.08.2023 08:00:00	1.07819	0.39	25.08.2023 09:00:00	1.07907	\$ 31.59
6420	Buy	28.08.2023 04:00:00	1.08029	0.39	28.08.2023 06:00:00	1.08083	\$ 18.33
6421	Sell	28.08.2023 09:00:00	1.08092	0.39	28.08.2023 12:00:00	1.0801	\$ 29.25
6422	Sell	29.08.2023 01:00:00	1.08188	0.39	29.08.2023 10:00:00	1.08097	\$ 32.76
6424	Sell	31.08.2023 05:00:00	1.09293	0.39	31.08.2023 06:00:00	1.09223	\$ 24.57
6427	Sell	01.09.2023 00:00:00	1.08438	0.39	01.09.2023 04:00:00	1.08386	\$ 17.55
6430	Sell	04.09.2023 05:00:00	1.07757	0.39	04.09.2023 18:00:00	1.07846	\$ -37.44
6431	Sell	04.09.2023 14:00:00	1.08041	0.78	04.09.2023 18:00:00	1.07838	\$ 152.88
6432	Sell	04.09.2023 23:00:00	1.07944	0.39	05.09.2023 05:00:00	1.07895	\$ 17.38
6435	Sell	06.09.2023 00:00:00	1.07222	0.39	06.09.2023 05:00:00	1.0715	\$ 25.35
6436	Sell	07.09.2023 01:00:00	1.07245	0.39	07.09.2023 08:00:00	1.07201	\$ 14.43
6437	Sell	08.09.2023 02:00:00	1.06957	0.39	08.09.2023 11:00:00	1.07095	\$ -56.55
6438	Sell	08.09.2023 09:00:00	1.0723	0.78	08.09.2023 11:00:00	1.07082	\$ 109.98
6441	Sell	15.09.2023 03:00:00	1.06357	0.39	20.09.2023 22:00:00	1.06864	\$ -197.46
6443	Sell	18.09.2023 19:00:00	1.06938	1.17	20.09.2023 22:00:00	1.06881	\$ 64.49
6444	Sell	20.09.2023 18:00:00	1.07198	1.56	20.09.2023 22:00:00	1.06878	\$ 488.28
6442	Sell	15.09.2023 11:00:00	1.06625	0.78	20.09.2023 22:00:00	1.06881	\$ -199.15

6445	Sell	21.09.2023 09:00:00	1.06344	0.39	22.09.2023 05:00:00	1.06438	\$ -38.39
6446	Sell	21.09.2023 18:00:00	1.06596	0.78	22.09.2023 05:00:00	1.06427	\$ 128.36
6447	Sell	22.09.2023 21:00:00	1.06508	0.39	22.09.2023 23:00:00	1.06449	\$ 20.28
6448	Sell	25.09.2023 05:00:00	1.06457	0.39	25.09.2023 11:00:00	1.06382	\$ 26.52
6453	Sell	28.09.2023 23:00:00	1.05638	0.39	29.09.2023 21:00:00	1.05651	\$ -6.8
6454	Sell	29.09.2023 10:00:00	1.05908	0.78	29.09.2023 21:00:00	1.05644	\$ 200.46
6455	Sell	02.10.2023 02:00:00	1.05584	0.39	02.10.2023 11:00:00	1.05718	\$ -54.99
6456	Sell	02.10.2023 10:00:00	1.0589	0.78	02.10.2023 11:00:00	1.05717	\$ 129.48
6458	Sell	03.10.2023 02:00:00	1.04765	0.39	03.10.2023 06:00:00	1.04677	\$ 31.59
6460	Sell	04.10.2023 06:00:00	1.04639	0.4	04.10.2023 18:00:00	1.04924	\$ -116.8
6462	Sell	04.10.2023 16:00:00	1.05246	1.2	04.10.2023 18:00:00	1.04923	\$ 379.2
6461	Sell	04.10.2023 13:00:00	1.04983	0.8	04.10.2023 18:00:00	1.0493	\$ 36.8
6463	Sell	05.10.2023 03:00:00	1.05062	0.4	06.10.2023 16:00:00	1.04965	\$ 37.02
6465	Sell	06.10.2023 15:00:00	1.05664	1.2	06.10.2023 16:00:00	1.04969	\$ 825.6
6464	Sell	05.10.2023 20:00:00	1.05351	0.8	06.10.2023 16:00:00	1.04967	\$ 303.65
6466	Sell	09.10.2023 02:00:00	1.05588	0.4	09.10.2023 07:00:00	1.05534	\$ 18.8
6467	Sell	11.10.2023 00:00:00	1.06054	0.4	11.10.2023 11:00:00	1.06003	\$ 17.6
6423	Buy	31.08.2023 01:00:00	1.09282	0.39	11.10.2023 17:00:00	1.06297	\$ -1261.94
6426	Buy	31.08.2023 17:00:00	1.08503	1.17	11.10.2023 17:00:00	1.06291	\$ -2881.42
6429	Buy	01.09.2023 22:00:00	1.07796	1.95	11.10.2023 17:00:00	1.06286	\$ -3421.28
6434	Buy	05.09.2023 18:00:00	1.07086	2.73	11.10.2023 17:00:00	1.06284	\$ -2822.82
6440	Buy	14.09.2023 20:00:00	1.06486	3.51	11.10.2023 17:00:00	1.06289	\$ -1264.48
6450	Buy	25.09.2023 18:00:00	1.05771	4.29	11.10.2023 17:00:00	1.06292	\$ 1776.06
6452	Buy	27.09.2023 18:00:00	1.05096	5.07	11.10.2023 17:00:00	1.06297	\$ 5609.95
6459	Buy	03.10.2023 19:00:00	1.04521	6	11.10.2023 17:00:00	1.063	\$ 10332
6457	Buy	02.10.2023 23:00:00	1.04807	5.46	11.10.2023 17:00:00	1.06281	\$ 7702.69
6451	Buy	27.09.2023 15:00:00	1.05405	4.68	11.10.2023 17:00:00	1.063	\$ 3746.34
6449	Buy	25.09.2023 16:00:00	1.06216	3.9	11.10.2023 17:00:00	1.06298	\$ -97.5
6439	Buy	14.09.2023 16:00:00	1.06762	3.12	11.10.2023 17:00:00	1.0629	\$ -1981.98
6433	Buy	05.09.2023 12:00:00	1.07492	2.34	11.10.2023 17:00:00	1.0628	\$ -3378.96
6428	Buy	01.09.2023 18:00:00	1.08078	1.56	11.10.2023 17:00:00	1.06296	\$ -3161.34
6425	Buy	31.08.2023 11:00:00	1.08934	0.78	11.10.2023 17:00:00	1.06298	\$ -2251.66
6468	Buy	12.10.2023 06:00:00	1.06232	0.41	12.10.2023 07:00:00	1.0628	\$ 16.81
6470	Buy	16.10.2023 02:00:00	1.05213	0.41	16.10.2023 09:00:00	1.05292	\$ 29.52
6469	Sell	16.10.2023 00:07:00	1.05127	0.41	17.10.2023 16:00:00	1.05472	\$ -143.27
6472	Sell	17.10.2023 15:00:00	1.05759	1.23	17.10.2023 16:00:00	1.05477	\$ 338.25
6471	Sell	16.10.2023 12:00:00	1.05406	0.82	17.10.2023 16:00:00	1.05472	\$ -57.76
6475	Sell	19.10.2023 03:00:00	1.05391	0.41	19.10.2023 07:00:00	1.05335	\$ 20.09
6473	Buy	18.10.2023 01:00:00	1.05781	0.41	19.10.2023 16:00:00	1.05758	\$ -19.99
6474	Buy	18.10.2023 17:00:00	1.05506	0.82	19.10.2023 16:00:00	1.05756	\$ 183.88
6476	Sell	20.10.2023 06:00:00	1.05774	0.41	20.10.2023 11:00:00	1.057	\$ 27.47
6477	Buy	23.10.2023 01:00:00	1.05953	0.41	23.10.2023 12:00:00	1.0603	\$ 28.7
6478	Buy	24.10.2023 03:00:00	1.06696	0.41	24.10.2023 06:00:00	1.06807	\$ 42.64
6479	Buy	25.10.2023 00:00:00	1.05913	0.41	25.10.2023 06:00:00	1.06031	\$ 45.51
6480	Sell	25.10.2023 01:00:00	1.05931	0.41	25.10.2023 11:00:00	1.05882	\$ 17.22
6481	Sell	25.10.2023 23:00:00	1.05684	0.41	26.10.2023 04:00:00	1.05607	\$ 31.85
6482	Buy	27.10.2023 04:00:00	1.05573	0.41	27.10.2023 06:00:00	1.05636	\$ 22.96
6483	Buy	27.10.2023 09:00:00	1.05684	0.41	27.10.2023 16:00:00	1.05563	\$ -52.48
6484	Buy	27.10.2023 15:00:00	1.05369	0.82	27.10.2023 16:00:00	1.05568	\$ 157.44
6485	Sell	30.10.2023 03:00:00	1.0562	0.41	30.10.2023 11:00:00	1.05574	\$ 15.99
6486	Buy	30.10.2023 06:00:00	1.05624	0.41	30.10.2023 13:00:00	1.0582	\$ 77.49
6487	Sell	31.10.2023 01:00:00	1.06141	0.41	31.10.2023 06:00:00	1.06011	\$ 50.43
6489	Sell	01.11.2023 05:00:00	1.05699	0.41	01.11.2023 11:00:00	1.05639	\$ 21.73
6488	Buy	31.10.2023 23:00:00	1.05805	0.41	01.11.2023 23:00:00	1.05666	\$ -62.42
6490	Buy	01.11.2023 13:00:00	1.05498	0.82	01.11.2023 23:00:00	1.05671	\$ 136.12
6491	Buy	02.11.2023 08:00:00	1.05962	0.41	02.11.2023 11:00:00	1.06022	\$ 21.73
6492	Buy	03.11.2023 06:00:00	1.06258	0.41	03.11.2023 10:00:00	1.063	\$ 14.35
6493	Sell	03.11.2023 11:00:00	1.06295	0.41	07.11.2023 07:00:00	1.07059	\$ -314.01
6495	Sell	03.11.2023 20:00:00	1.07384	1.23	07.11.2023 07:00:00	1.07077	\$ 375.3
6494	Sell	03.11.2023 16:00:00	1.07097	0.82	07.11.2023 07:00:00	1.07062	\$ 27.16

6496	Buy	07.11.2023 23:00:00	1.06941	0.41	08.11.2023 00:00:00	1.0699	\$ 14.66
6498	Sell	08.11.2023 06:00:00	1.06899	0.41	08.11.2023 09:00:00	1.06828	\$ 26.24
6497	Buy	08.11.2023 01:00:00	1.06991	0.41	08.11.2023 17:00:00	1.06894	\$ -42.64
6499	Buy	08.11.2023 11:00:00	1.06737	0.82	08.11.2023 17:00:00	1.0691	\$ 136.12
6500	Buy	10.11.2023 03:00:00	1.06691	0.41	10.11.2023 12:00:00	1.06775	\$ 31.57
6501	Buy	13.11.2023 04:00:00	1.06862	0.41	13.11.2023 10:00:00	1.06916	\$ 19.27
6502	Sell	13.11.2023 07:00:00	1.06836	0.41	13.11.2023 15:00:00	1.06738	\$ 37.31
6507	Buy	17.11.2023 03:00:00	1.08541	0.41	17.11.2023 13:00:00	1.08702	\$ 63.14
6503	Sell	14.11.2023 05:00:00	1.06982	0.41	22.11.2023 17:00:00	1.08746	\$ -717.71
6505	Sell	14.11.2023 17:00:00	1.08337	1.23	22.11.2023 17:00:00	1.08745	\$ -485.26
6508	Sell	17.11.2023 18:00:00	1.08861	2.05	22.11.2023 17:00:00	1.08747	\$ 235.09
6510	Sell	21.11.2023 04:00:00	1.0951	2.87	22.11.2023 17:00:00	1.08745	\$ 2182.81
6509	Sell	20.11.2023 05:00:00	1.09231	2.46	22.11.2023 17:00:00	1.08744	\$ 1193.4
6506	Sell	14.11.2023 19:00:00	1.08595	1.64	22.11.2023 17:00:00	1.08747	\$ -227.17
6504	Sell	14.11.2023 16:00:00	1.07895	0.82	22.11.2023 17:00:00	1.08753	\$ -692.51
6511	Buy	22.11.2023 22:00:00	1.08846	0.42	23.11.2023 03:00:00	1.0891	\$ 16.06
6512	Sell	23.11.2023 23:00:00	1.09063	0.42	24.11.2023 05:00:00	1.08948	\$ 46.44
6513	Sell	28.11.2023 02:00:00	1.09589	0.42	28.11.2023 07:00:00	1.09527	\$ 23.1
6514	Buy	28.11.2023 05:00:00	1.09568	0.42	28.11.2023 16:00:00	1.09721	\$ 61.32
6515	Sell	30.11.2023 01:00:00	1.0972	0.42	30.11.2023 10:00:00	1.09511	\$ 84.84
6516	Sell	01.12.2023 00:00:00	1.08848	0.42	01.12.2023 10:00:00	1.08955	\$ -47.88
6517	Sell	01.12.2023 08:00:00	1.09115	0.84	01.12.2023 10:00:00	1.08947	\$ 135.24
6518	Sell	04.12.2023 03:00:00	1.0872	0.42	04.12.2023 10:00:00	1.08535	\$ 74.76
6522	Sell	06.12.2023 03:00:00	1.07952	0.42	06.12.2023 09:00:00	1.0789	\$ 23.1
6524	Sell	07.12.2023 02:00:00	1.07664	0.42	07.12.2023 06:00:00	1.07596	\$ 25.62
6525	Sell	07.12.2023 07:00:00	1.07612	0.42	07.12.2023 17:00:00	1.07709	\$ -43.68
6526	Sell	07.12.2023 16:00:00	1.07907	0.84	07.12.2023 17:00:00	1.07703	\$ 165.48
6528	Sell	11.12.2023 07:00:00	1.07633	0.42	11.12.2023 10:00:00	1.0757	\$ 23.52
6519	Buy	04.12.2023 07:00:00	1.0871	0.42	12.12.2023 13:00:00	1.08004	\$ -320.46
6521	Buy	05.12.2023 10:00:00	1.08081	1.26	12.12.2023 13:00:00	1.08015	\$ -147.1
6527	Buy	08.12.2023 16:00:00	1.0748	2.1	12.12.2023 13:00:00	1.0801	\$ 1072.05
6523	Buy	06.12.2023 14:00:00	1.07797	1.68	12.12.2023 13:00:00	1.08016	\$ 293.16
6520	Buy	04.12.2023 17:00:00	1.08392	0.84	12.12.2023 13:00:00	1.0801	\$ -368.76
6529	Sell	13.12.2023 05:00:00	1.07875	0.42	13.12.2023 13:00:00	1.07771	\$ 40.74
6530	Sell	15.12.2023 10:00:00	1.09942	0.42	15.12.2023 11:00:00	1.09562	\$ 156.66
6532	Buy	18.12.2023 04:00:00	1.08977	0.42	18.12.2023 05:00:00	1.09034	\$ 21
6531	Sell	15.12.2023 23:00:00	1.08944	0.42	20.12.2023 23:00:00	1.09325	\$ -159.73
6534	Sell	19.12.2023 15:00:00	1.09692	1.26	20.12.2023 23:00:00	1.09318	\$ 465.65
6533	Sell	18.12.2023 10:00:00	1.09209	0.84	20.12.2023 23:00:00	1.09327	\$ -100.7
6535	Buy	21.12.2023 03:00:00	1.09509	0.42	21.12.2023 14:00:00	1.09796	\$ 117.6
6536	Sell	22.12.2023 05:00:00	1.10001	0.42	22.12.2023 09:00:00	1.09934	\$ 25.2
6537	Buy	22.12.2023 06:00:00	1.09982	0.42	22.12.2023 11:00:00	1.10077	\$ 36.96
6538	Sell	25.12.2023 04:00:00	1.10025	0.42	28.12.2023 21:00:00	1.10635	\$ -253.76
6540	Sell	27.12.2023 15:00:00	1.10693	1.26	28.12.2023 21:00:00	1.10636	\$ 72.68
6541	Sell	27.12.2023 17:00:00	1.11049	1.68	28.12.2023 21:00:00	1.10641	\$ 686.58
6539	Sell	26.12.2023 19:00:00	1.10346	0.84	28.12.2023 21:00:00	1.10637	\$ -241.72
6542	Sell	29.12.2023 09:00:00	1.10724	0.42	29.12.2023 10:00:00	1.1066	\$ 23.94

Report generated by Quant Analyzer